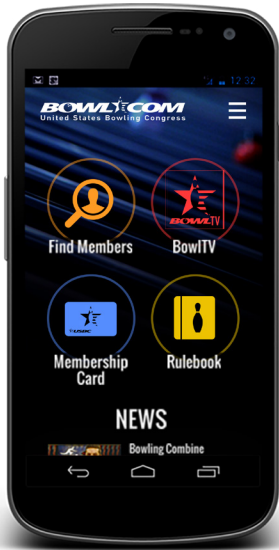


INSTRUCTIONS TO ACCESS THE NEW BOWL.COM MOBILE APP

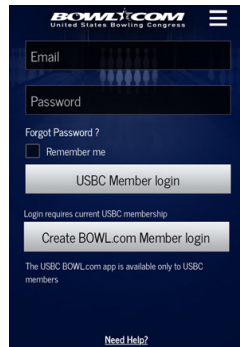
To download the app, search for BOWL.com in the App Store (Apple) or Google Play (Android).



ONCE THE APP IS DOWNLOADED

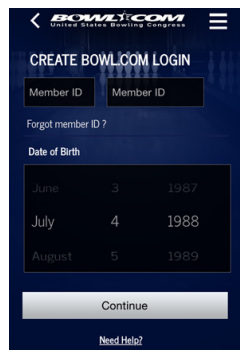
You will need a BOWL.com login. If you already have a login ID and password for the BOWL.com website, you can use it for the mobile app.

Otherwise, you will need to create a login and password, which is easy to do on the mobile app.



CREATE A LOGIN

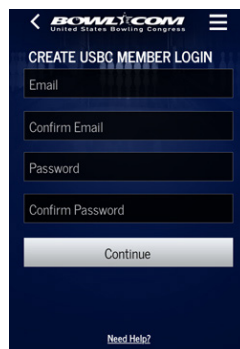
To create a login, you will need your member ID and your date of birth. If you don't know your member ID number, simply click "Forgot member ID?" link. Once you have filled the Member ID fields, scroll the fields to put in birth date, then tap "Continue".



CONFIRM YOUR EMAIL, PROVIDE A PASSWORD

The email address tied to your member ID and birth date will populate in the first field, so you simply will need to fill in the Confirm Email, Password and Confirm Password.

Once you have filled the fields, tap "Continue". Please remember the email and password you created can be used to login to the mobile app and BOWL.com website.



MOBILE APP HOMEPAGE

The mobile app has USBC's most popular links. It is key to note that at the bottom-right there is a "My stats" icon that will display your statistics and any achievements.

