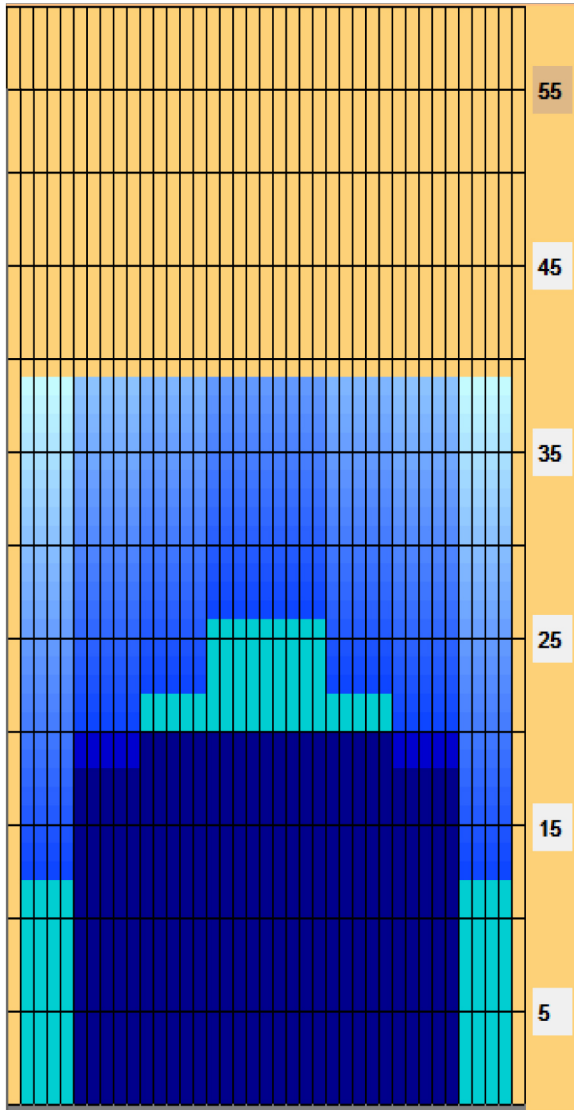


CHAMELEON OIL PATTERN



KEY FACTS


- 39 feet long
- Medium volume
- This pattern offers a lot of options and your specific lane surface and the amount of wear will dictate the best place to play. This could be anywhere from 5 board to 15 board so have an open mind on this pattern.
- A lot of different types of equipment and surfaces will work on Chameleon, start with a middle of the road type ball and adjust from there.



CAREER HIGHLIGHTS

- 36 career PBA Tour titles
- 5-time winner of the US Open
- Voted 4th Greatest Player in PBA Tour history

PLAY THE PATTERN WITH PETE



Pete Weber - Start between the 3rd and 4th arrow, typically with a medium to high-end bowling ball, pin up and extra hole on axis. I try to keep the ball in play within the 2nd arrow. I just keep moving left with the oil, keeping the stronger bowling balls in my hand as I move deeper.

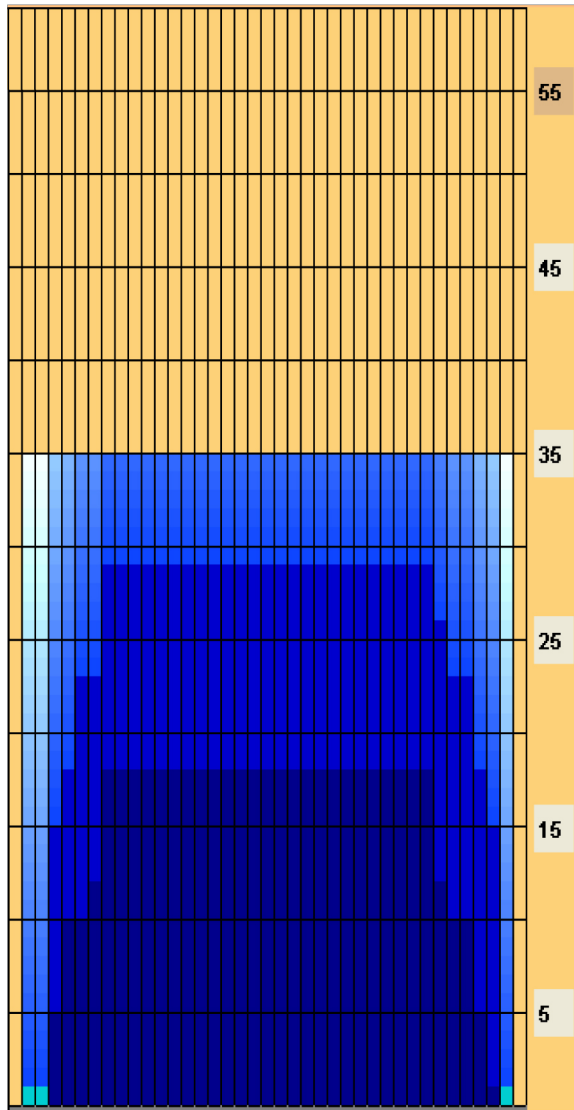
Disclaimer: This information is only meant to be a starting point as your specific lane surface and lane machine will also influence your overall ball reaction.

CHEETAH OIL PATTERN



KEY FACTS

- 35 feet long
- High volume
- Usually will find the most success playing as close to the channel as possible
- Smooth rolling equipment will be your best option
- Stay as far outside as you can for as long as you can



CAREER HIGHLIGHTS

- Three-time PBA Tour titlist
- Won back-to-back Cheetah Open titles (2010-11 and 2011-12 seasons)

PLAY THE PATTERN WITH EUGENE



Eugene McCune -I start as far right as I can get, using a ball that just rolls with surface on it. As the lanes break down, I take my fingertips out of holes a little and pick up speed to avoid moving in at all.

(Editor's note: Increasing your ball speed and weakening your release may be a better option for most bowlers than actually putting less of your fingers in the ball.)


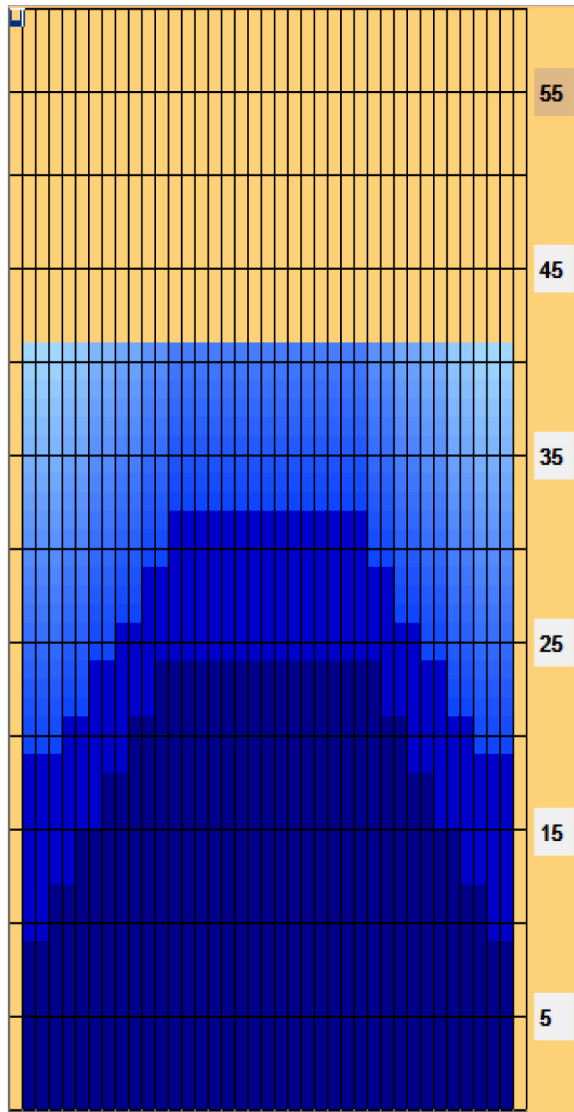
Disclaimer: This information is only meant to be a starting point as your specific lane surface and lane machine will also influence your overall ball reaction.

SCORPION OIL PATTERN



KEY FACTS


- 41 feet long
- Medium volume
- Generally you can start playing this pattern in the track area of the lane as the distance of the Scorpion is similar to a lot of typical house shots.
- Strong equipment is usually the best option to start with on this pattern, then changing to weaker equipment as you move deeper on the lane.



CAREER HIGHLIGHTS

- 2012 PBA Tournament of Champions winner
- Five-time member of Team USA

PLAY THE PATTERN WITH SEAN



Sean Rash - I typically start between 10 – 12 on this pattern and use a break point of 7 – 10 down lane. As the patterns get longer, you want the ball closer to the head pin. When this pattern breaks down, I can use a wide variety of bowling balls. Depending on the volume on the lanes or the lane surface, you can use stronger balls that roll more or use balls that go longer and change direction more at the end of the pattern. When using balls that change direction, you also flirt with disaster early on. My rev rate helps me get away with shots that are wide of target.

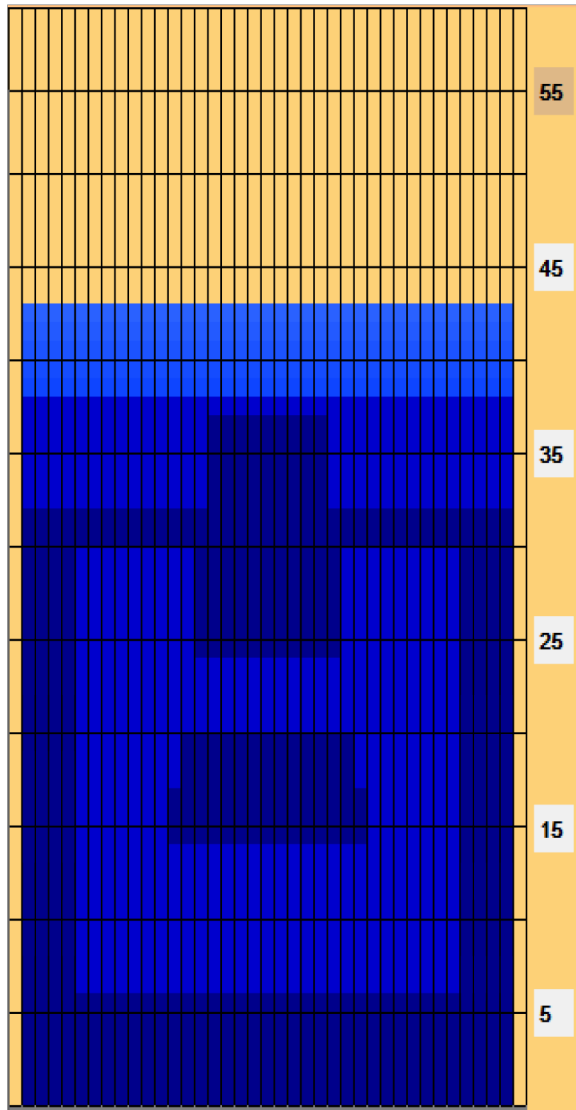
Disclaimer: This information is only meant to be a starting point as your specific lane surface and lane machine will also influence your overall ball reaction.

SHARK OIL PATTERN



KEY FACTS

- 43 feet long
- Medium to low volume
- The outside part of the lane is out of play, don't let your ball get outside of 10 board and make sure to keep your ball speed slow to start.
- You'll want to start with aggressive equipment, but depending on your lane surface you could need to change balls quickly as the pattern breaks down.



PLAY THE PATTERN WITH JASON



Jason Belmonte - The long length of this pattern forces everyone to start left. I like to start my ball at the arrows around 23 and will keep the ball line really tight down lane; using a break point of 14 or 15. If you give the pocket away on this pattern you will be attempting to spare plenty of washouts and splits. I use strong equipment, and my adjustments are very similar to everyone else. We all move left but we still never give the pocket away, always keeping our break point closer to the pocket. Eventually, the lanes break down so much that we play a 'fall back' shot and that becomes very tough to score on. I will use medium aggressive equipment with surface on them to get them down the lane smooth and have just enough kick on the back to carry the corner pins.

CAREER HIGHLIGHTS

- Four-time PBA Tour titlist including three titles in 2011-12 Tour season
- Won the 2011 Qubica/AMF World Cup
- One of 22 players to bowl a perfect game on national TV

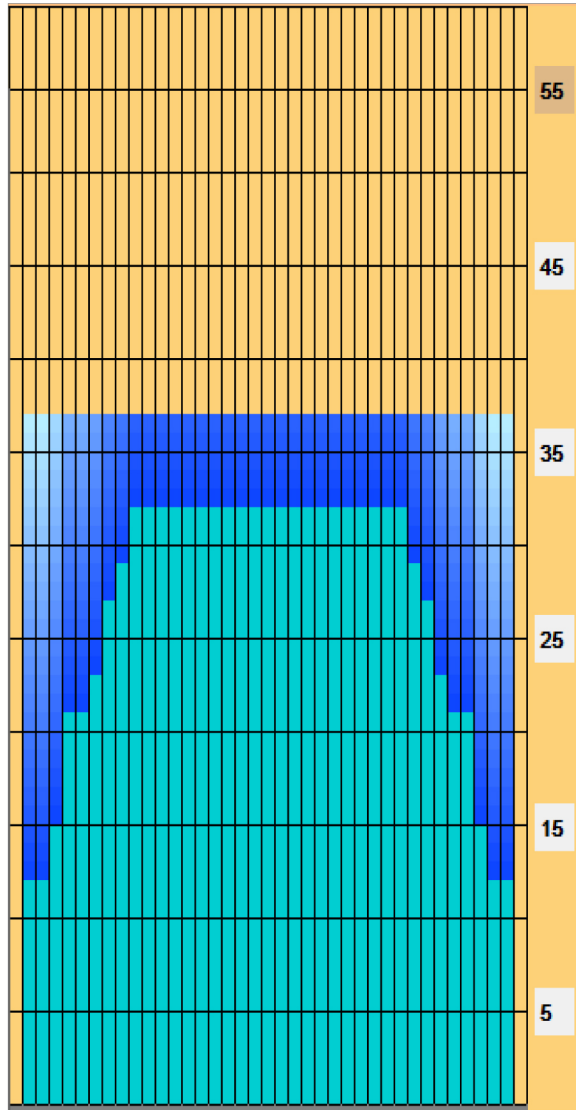
Disclaimer: This information is only meant to be a starting point as your specific lane surface and lane machine will also influence your overall ball reaction.

VIPER OIL PATTERN



KEY FACTS


- 37 feet long
- Medium volume
- Begin playing outside on this pattern, but be ready to move as the pattern transitions.
- Generally you'll want to start with smooth rolling equipment, then move to equipment that will clear the front part of the lane easier, and hook more down lane.



CAREER HIGHLIGHTS

- Winner of the 2012 USBC Masters
- Advanced to championship round in three of four majors during the 2011-12 Tour season
- Two-time members of Team USA

PLAY THE PATTERN WITH MIKE



Mike Fagan -At the start of the Viper Pattern, I will normally try to get my ball to cross around the 2nd arrow with the intent of getting my ball to the breakpoint around the 1st arrow. Since this pattern is 37 feet long, I try to get my breakpoint to be at 37 feet. I will normally use weaker and less responsive equipment (balls that roll heavier) on this pattern. The back end is very sharp and it's important to choose equipment to try to control the down lane reaction. As the Viper Pattern breaks down, it is important to maintain a similar break point. Normally, I continue moving left on the lane and not move my target much. This will open up my angles to get the ball to that same break point. As the back ends tame down you may have to decrease your speed slightly to keep that same shape at the back end.

Disclaimer: This information is only meant to be a starting point as your specific lane surface and lane machine will also influence your overall ball reaction.