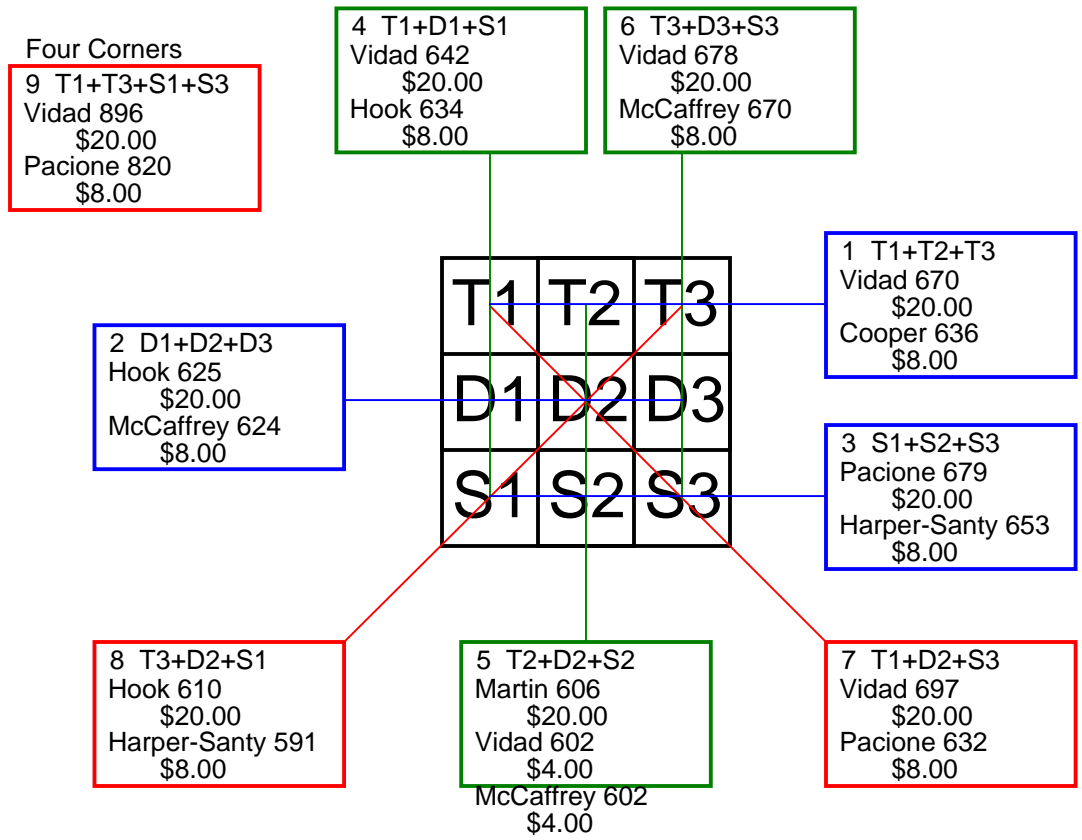
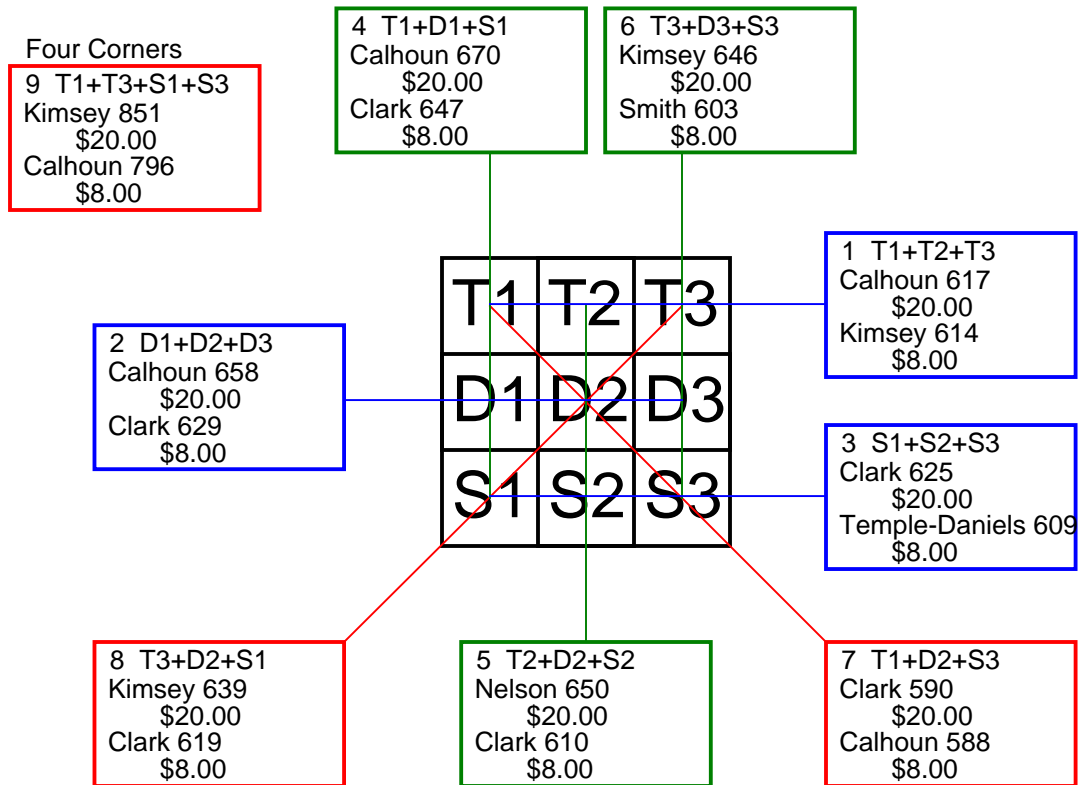


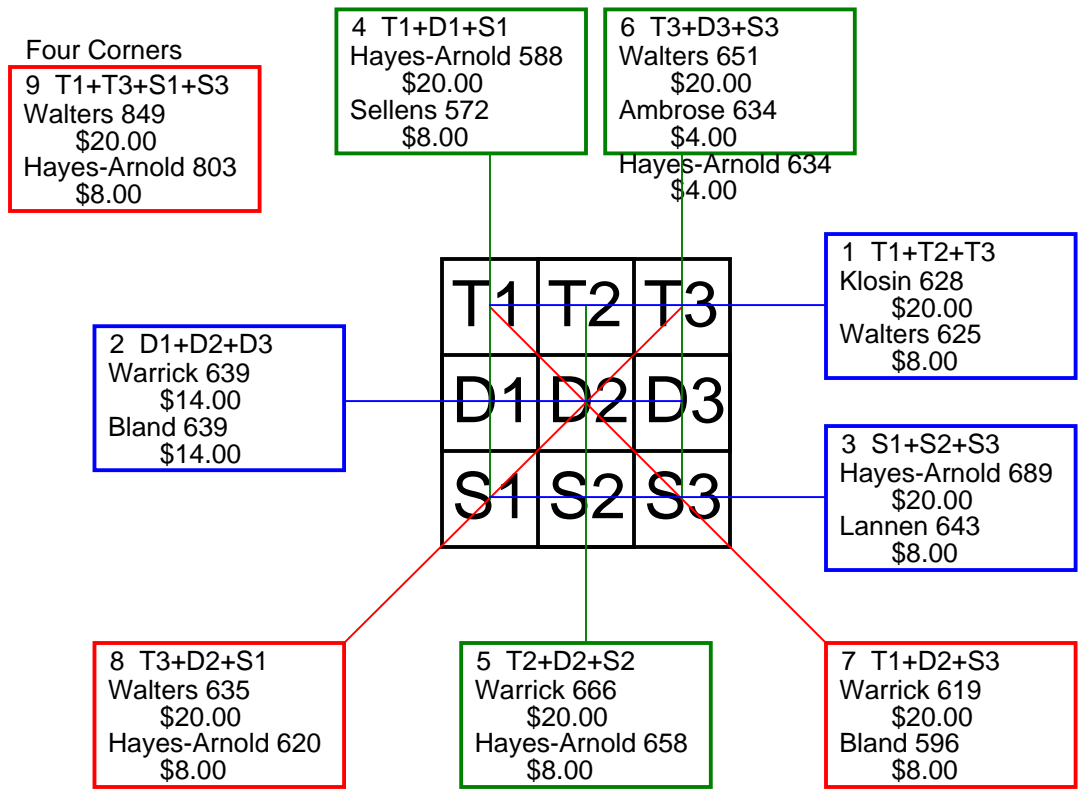
Last Name	First Name	City	State	T1+T2+T3	D1+D2+D3	S1+S2+S3	T1+D1+S1	T2+D2+S2	T3+D3+S3	T1+D2+S3	T3+D2+S1	T1+T3+S1+S3
Cooper	Ashley	Gulf Shores	AL	636 \$8	576	538	545	567	638	578	578	790
Ellis	Carlene	Houghton Lake	MI	546	582	535	553	558	552	541	522	703
Gray	Maria	Saint Louis	MO	568	555	514	501	596	540	524	544	680
Harper-Santy	Christine	Concord	VT	462	489	653 \$8	571	533	500	501	591 \$8	752
Hecksel	Marlene	Watertown	MN	504	599	563	539	545	582	553	581	726
Hook	Debbie	Cabool	MO	584	625 \$20	586	634 \$8	593	568	615	610 \$20	793
Krasuski	Helga	Flower Mound	TX	480	583	537	496	514	590	534	527	689
Martin	Andrea	Lake City	MI	518	570	560	566	606 \$20	476	543	490	659
McCaffrey	Jennifer	Oradell	NJ	635	624 \$8	563	550	602 \$4	670 \$8	611	573	792
Morris	Amy	Anniston	AL	527	445	534	490	506	510	528	426	688
Pacione	Gail	Justice	IL	534	559	679 \$20	598	584	590	632 \$8	570	820 \$8
Thedford	Mary	North Chicago	IL	522	546	574	555	549	538	542	530	722
Vidad	Paula	Crestline	CA	670 \$20	618	634	642 \$20	602 \$4	678 \$20	697 \$20	587	896 \$20
Watson	Pam	Orlando	FL	521	537	569	574	524	529	482	549	721



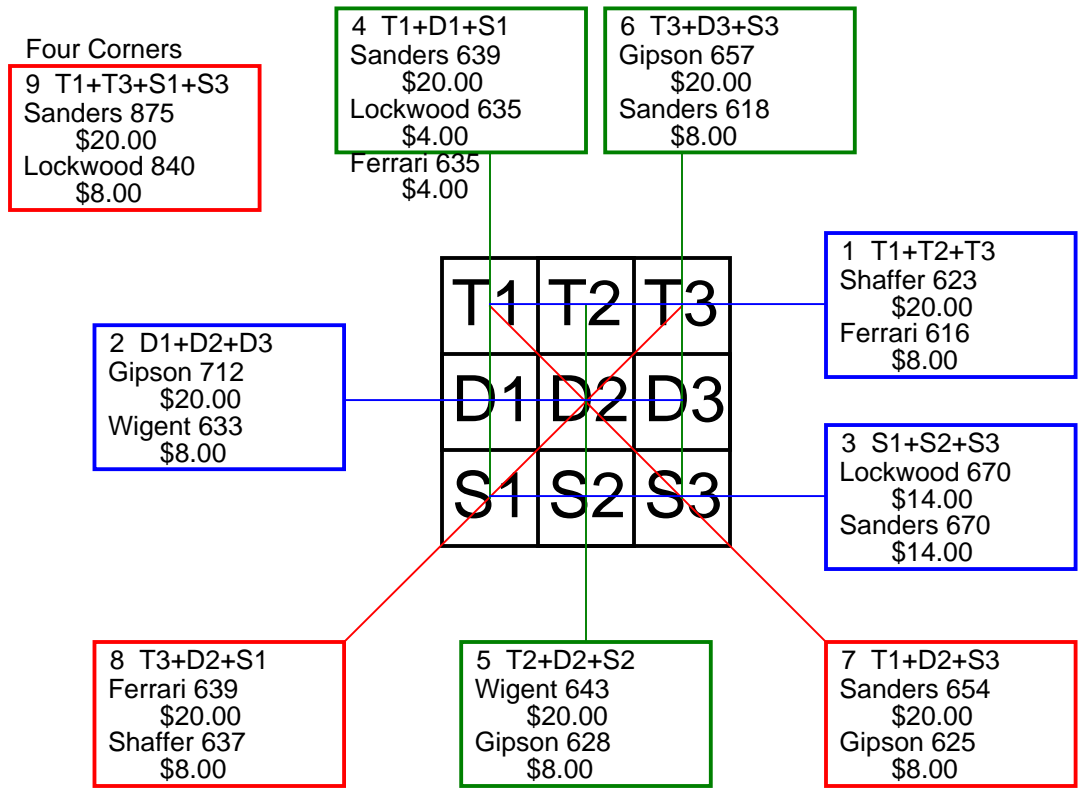
Last Name	First Name	City	State	T1+T2+T3	D1+D2+D3	S1+S2+S3	T1+D1+S1	T2+D2+S2	T3+D3+S3	T1+D2+S3	T3+D2+S1	T1+T3+S1+S3
Calhoun	Linda	Needville	TX	617 \$20	658 \$20	565	670 \$20	585	585	588 \$8	606	796 \$8
Clark	Sherri	Whitewater	KS	549	629 \$8	625 \$20	647 \$8	610 \$8	546	590 \$20	619 \$8	779
Delaney	Ruth	San Luis Obispo	CA	530	591	531	575	529	548	554	569	729
Dougherty	Nancy	Somerdale	NJ	520	595	600	556	573	586	580	561	745
Hohlt	Susan	Greenville	IL	466	536	542	504	534	506	493	518	653
Kimsey	Debbie	Rock Springs	WY	614 \$8	546	584	597	501	646 \$20	520	639 \$20	851 \$20
Michalek	Laura	None		532	99	99	242	222	266	242	266	442
Neidenbach	Sue	Latonia	KY	567	612	567	628	539	579	546	610	782
Nelson	Heather	Hanover	PA	547	627	607	538	650 \$20	593	573	555	712
Nikitas	Pat	Niles	IL	503	532	536	503	509	559	562	538	720
Sallee	Christina	Spring	TX	510	625	538	565	534	574	508	537	691
Smith	Juanita	Tampa	FL	563	595	584	543	596	603 \$8	587	615	768
Temple-Daniels	Ellen	Richmond	CA	524	555	609 \$8	551	589	548	539	617	748
Todd	Debbie	Somerset	KY	535	531	559	548	510	567	584	531	761



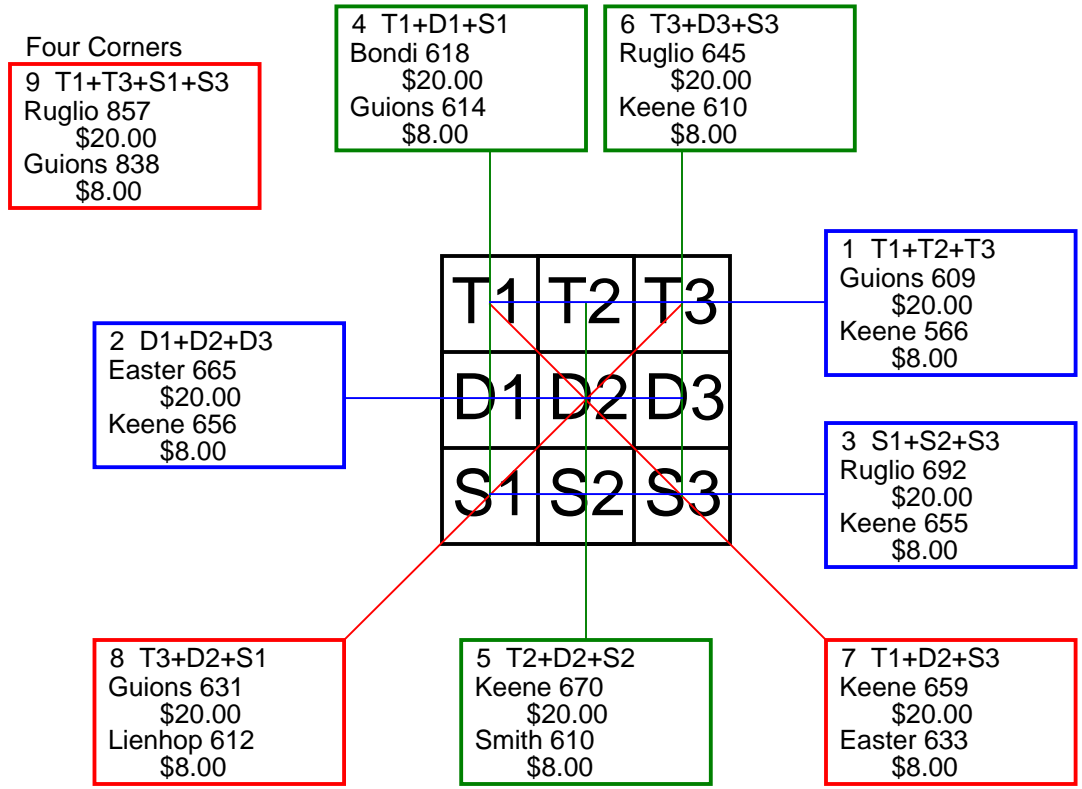
Last Name	First Name	City	State	T1+T2+T3	D1+D2+D3	S1+S2+S3	T1+D1+S1	T2+D2+S2	T3+D3+S3	T1+D2+S3	T3+D2+S1	T1+T3+S1+S3
Ambrose	Sharon	Springdale	MD	584	595	571	548	568	634 \$4	557	585	772
Baumhardt	Sharon	Eden	WI	472	535	512	501	485	533	490	486	658
Bland	Joyce	Tampa	FL	485	639 \$14	597	552	616	553	596 \$8	554	694
Douglas	Ethel	East Orange	NJ	530	593	531	542	520	592	532	507	707
Farmer	Joanne	Forestville	MD	529	538	602	534	512	623	549	550	779
Hayes-Arnold	Janet	Stone Mountain	GA	573	618	689 \$20	588 \$20	658 \$8	634 \$4	581	620 \$8	803 \$8
Hernandez	Michelle	Las Vegas	NV	550	514	526	512	541	537	529	546	715
Husband	Mary	Blackwood	NJ	543	550	510	558	516	529	538	479	697
Klosin	Mariam	None		628 \$20	63	63	243	255	256	243	256	457
Lannen	Debbie	Walled Lake	MI	531	601	643 \$8	561	584	630	566	597	781
Meng	Michelle	Marysville	WA	534	555	542	540	506	585	565	566	757
Sellens	Shannon	Independence	MO	567	577	567	572 \$8	559	580	559	568	759
Walters	Kelly	Washington	IL	625 \$8	523	588	539	546	651 \$20	578	635 \$20	849 \$20
Warrick	Rebecca	Medford	OR	524	639 \$14	587	523	666 \$20	561	619 \$20	555	688



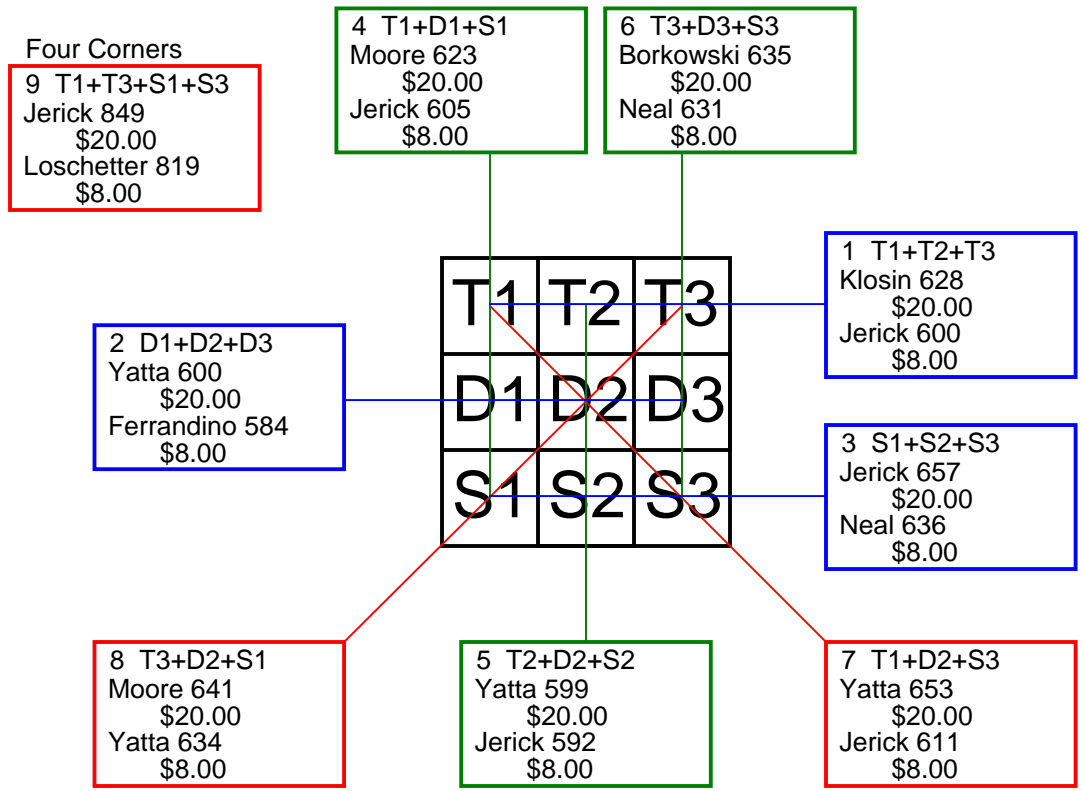
Last Name	First Name	City	State	T1+T2+T3	D1+D2+D3	S1+S2+S3	T1+D1+S1	T2+D2+S2	T3+D3+S3	T1+D2+S3	T3+D2+S1	T1+T3+S1+S3
Blanks	Denise	Mechanicsburg	PA	588	551	611	554	612	584	598	547	773
Ferrari	Debbie	Chicago Ridge	IL	616 \$8	574	585	635 \$4	549	591	553	639 \$20	832
Gipson	Sarah	Rochester	NY	589	712 \$20	550	566	628 \$8	657 \$20	625 \$8	630	759
Harrington	Kandy	Spanaway	WA	516	536	583	563	522	550	529	531	738
Henry	Nannie	Dolton	IL	587	542	554	537	583	563	550	512	726
Lockwood	Elaine	Spring	TX	602	600	670 \$14	635 \$4	626	611	605	623	840 \$8
Nickolay	Alice J	Ramsey	MN	574	575	605	567	602	585	514	543	737
ONeill	Lynda	Harleysville	PA	537	574	522	470	558	605	491	493	662
Sanders	Erica	Minneapolis	MN	537	566	670 \$14	639 \$20	516	618 \$8	654 \$20	589	875 \$20
Shaffer	Tracy	Glendale	AZ	623 \$20	572	621	612	600	604	577	637 \$8	834
Slomski	Rosalie	Neenah	WI	551	531	584	555	530	581	544	556	770
Sollenberger	Barbara	Wrightsville	PA	531	600	539	629	550	491	542	458	680
Turner	Jan	Kokomo	IN	569	472	495	535	478	523	497	542	737
Wigent	Abby	Columbia City	IN	538	633 \$8	647	605	643 \$20	570	593	573	750



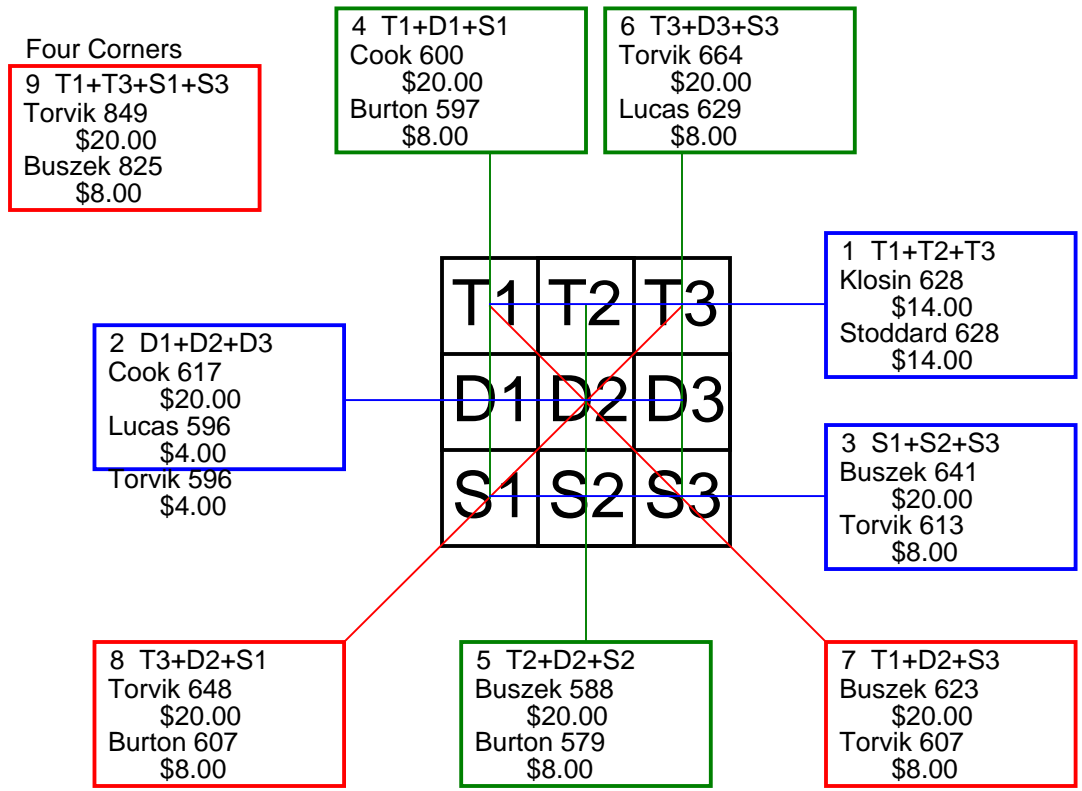
Last Name	First Name	City	State	T1+T2+T3	D1+D2+D3	S1+S2+S3	T1+D1+S1	T2+D2+S2	T3+D3+S3	T1+D2+S3	T3+D2+S1	T1+T3+S1+S3
Bondi	Rhonda	Lake In The Hills	IL	515	633	627	618 \$20	584	573	605	598	773
Easter	Martha	Galax	VA	511	665 \$20	573	582	565	602	633 \$8	600	757
Flannery	Debby	Huntington Beach	CA	518	621	572	591	553	567	609	600	761
Guions	Barbara	Philadelphia	PA	609 \$20	522	619	614 \$8	561	575	549	631 \$20	838 \$8
Hodap	Donna	Waukegan	IL	515	599	523	528	563	546	583	519	684
Keene	Margaret	Grand Island	NE	566 \$8	656 \$8	655 \$8	597	670 \$20	610 \$8	659 \$20	594	785
King	Kathy	New Braunfels	TX	550	533	555	578	490	570	541	518	763
Lienhop	Dawn	De Land	FL	546	545	652	598	589	556	567	612 \$8	799
Maraman	Linda	Tampa	FL	454	538	566	565	508	485	533	540	699
Partynski	Lisa	Hoffman Est	IL	487	541	614	591	508	543	526	526	746
Pitts	Jennifer	Pontiac	MI	561	527	582	587	557	526	537	577	762
Ruglio	Samantha	Crestwood	IL	545	514	692 \$20	551	555	645 \$20	608	599	857 \$20
Smith	Lucille	Fredericksburg	VA	532	570	574	529	610 \$8	537	578	557	709
Watson	Laura	Dayton	OH	526	598	550	570	545	559	571	605	746



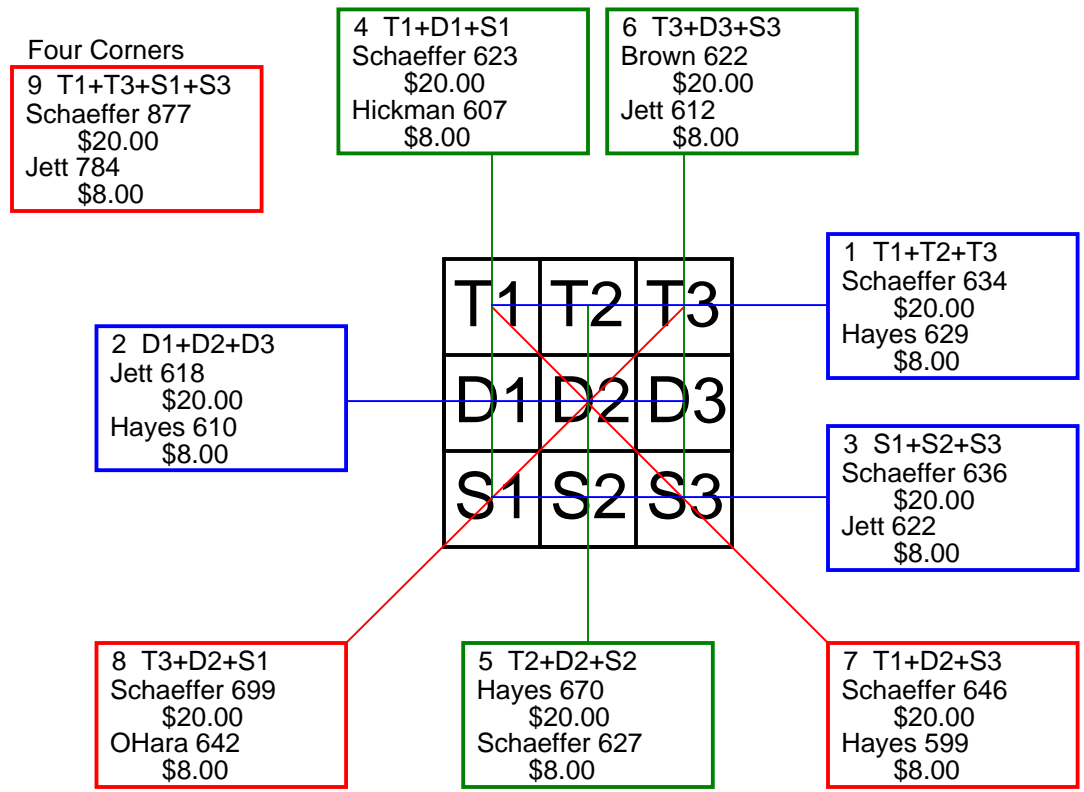
Last Name	First Name	City	State	T1+T2+T3	D1+D2+D3	S1+S2+S3	T1+D1+S1	T2+D2+S2	T3+D3+S3	T1+D2+S3	T3+D2+S1	T1+T3+S1+S3
Borkowski	Sandra	Maple Valley	WA	563	574	618	581	539	635 \$20	548	595	809
Corey	Lee	Saint Cloud	FL	507	567	505	537	521	521	509	534	675
Daley	Janna	Ames	IA	573	505	475	588	470	495	538	544	746
Ferrandino	Michelle	Aurora	IL	548	584 \$8	555	561	566	560	587	523	728
Golden	Rhonda	Davenport	IA	557	525	487	502	543	524	535	545	694
Jerick	Stephanie	Lansing	MI	600 \$8	555	657 \$20	605 \$8	592 \$8	615	611 \$8	606	849 \$20
Johnson	Marilyn	Poughkeepsie	NY	550	561	523	540	580	514	548	527	687
Karp	Judy	Saugus	CA	454	529	565	516	518	514	504	483	663
Klosin	Mariam	None		628 \$20	63	63	243	255	256	243	256	457
Loschetter	Erin	Avon	OH	578	561	592	584	543	604	595	608	819 \$8
Moore	Patsy	Rogers	AR	573	567	594	623 \$20	575	536	581	641 \$20	802
Neal	Jacci	Lehigh Acres	FL	552	496	636 \$8	496	557	631 \$8	532	564	786
Tobey	Nancy	Fond Du Lac	WI	453	495	499	470	459	518	511	498	665
Yatta	Jean	Chandler	AZ	565	600 \$20	532	554	599 \$20	544	653 \$20	634 \$8	761



Last Name	First Name	City	State	T1+T2+T3	D1+D2+D3	S1+S2+S3	T1+D1+S1	T2+D2+S2	T3+D3+S3	T1+D2+S3	T3+D2+S1	T1+T3+S1+S3
Burton	Shirley	Glendora	CA	559	543	608	597 \$8	579 \$8	534	569	607 \$8	784
Buszek	Yvonne	Commerce Twp	MI	574	573	641 \$20	575	588 \$20	625	623 \$20	598	825 \$8
Cannon	Heather	Coldwater	MI	530	592	577	585	570	544	532	545	717
Chadwick	Debbie	Evansville	WY	535	580	529	516	543	585	530	537	703
Cook	Tammy	Midland	MI	519	617 \$20	569	600 \$20	532	573	508	591	737
Klosin	Mariam	None		628 \$14	63	63	243	255	256	243	256	457
Lucas	Katherine	Lakemoor	IL	597	596 \$4	534	542	556	629 \$8	599	603	784
Norton	Virginia	Cypress	CA	480	585	574	549	545	545	516	527	687
Orr	Jackie	New Brunswick	NJ	477	545	490	454	526	532	511	491	628
Roth	Carolyn	Great Bend	KS	472	496	582	487	543	520	503	512	679
Stewart	Carol	Alton	IL	522	573	502	541	544	512	520	551	677
Stoddard	Kimberly	Kyle	TX	628 \$14	525	541	546	550	598	599	569	802
Torvik	Polly	Grass Valley	CA	608	596 \$4	613 \$8	578	575	664 \$20	607 \$8	648 \$20	849 \$20
Williamson	Joan	Logan	UT	551	530	563	537	549	558	554	533	739

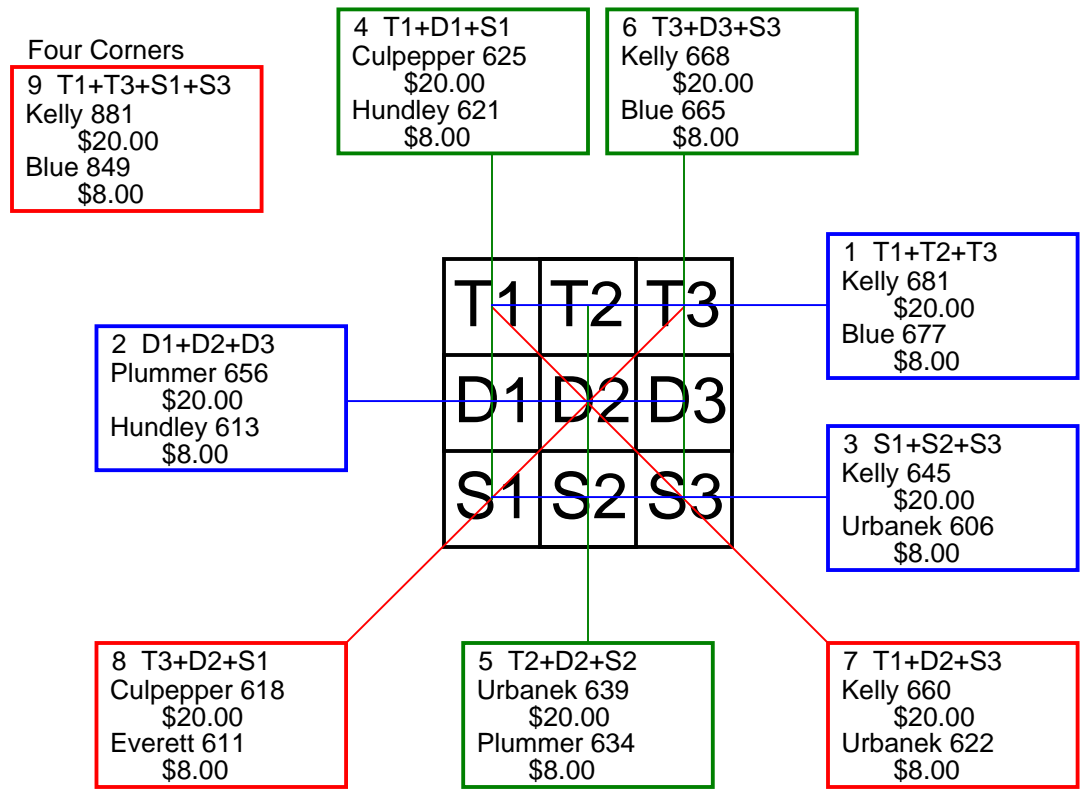


Last Name	First Name	City	State	T1+T2+T3	D1+D2+D3	S1+S2+S3	T1+D1+S1	T2+D2+S2	T3+D3+S3	T1+D2+S3	T3+D2+S1	T1+T3+S1+S3
Black	Naomi	Rochester	MN	543	503	565	542	529	540	596	559	771
Brown	Patsy	Wilton Manors	FL	596	596	549	531	588	622 \$20	592	544	750
Cook	Carol	Brighton	CO	564	557	584	571	551	583	569	544	769
Hayes	Karen	Altamonte Springs	FL	629 \$8	610 \$8	576	604	670 \$20	541	599 \$8	596	755
Hickman	Juanice	Vicksburg	MS	601	604	512	607 \$8	566	544	521	575	730
Jett	Kaci	Scottsboro	AL	563	618 \$20	622 \$8	571	620	612 \$8	589	633	784 \$8
Klein-Blazek	Lori	Chicago	IL	533	544	566	541	503	599	535	544	757
Newell	Ellen	Trappe	MD	498	528	556	539	540	503	501	502	677
OHara	Michelle	Phoenix	AZ	613	588	569	594	615	561	573	642 \$8	783
Rivers	Emma	Paterson	NJ	484	550	494	517	527	484	510	538	650
Schaeffer	Julie	Hamden	CT	634 \$20	589	636 \$20	623 \$20	627 \$8	609	646 \$20	699 \$20	877 \$20
Springs	Glinda	Clute	TX	493	558	479	506	525	499	485	544	641
Steinpreis	Erin	Plymouth	WI	463	513	554	505	488	537	472	468	666
Stolp	Lisa	Manitowoc	WI	429	547	554	559	502	469	526	501	663

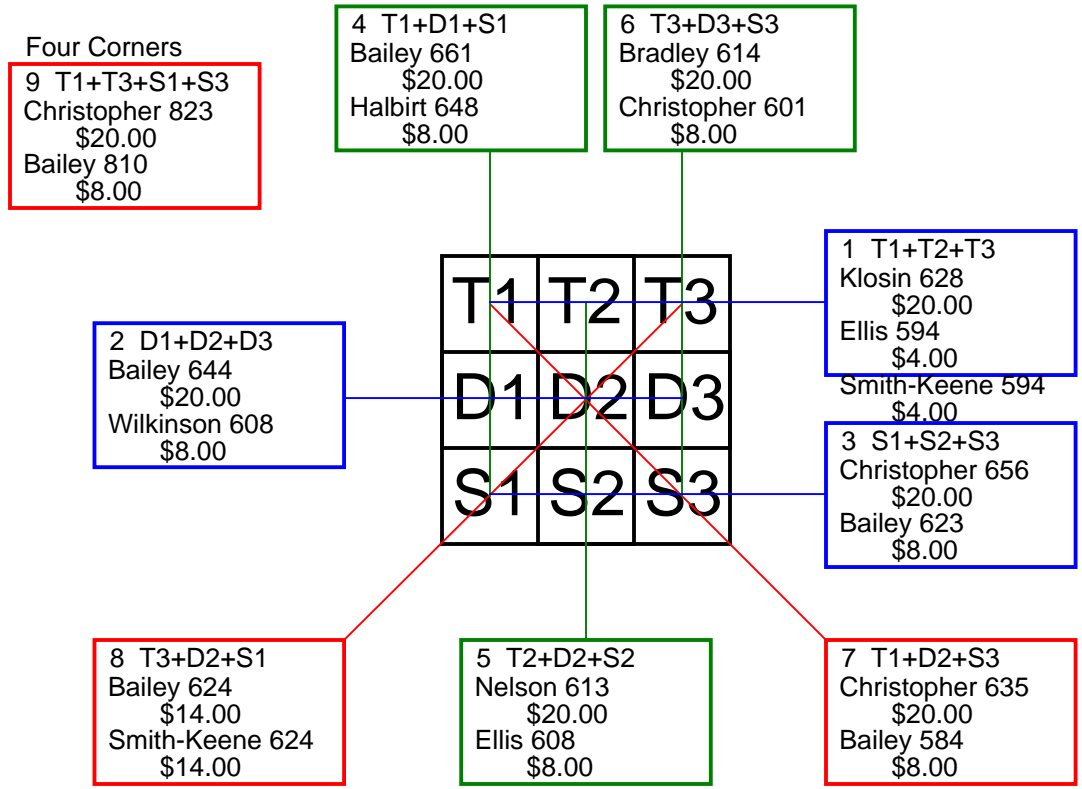




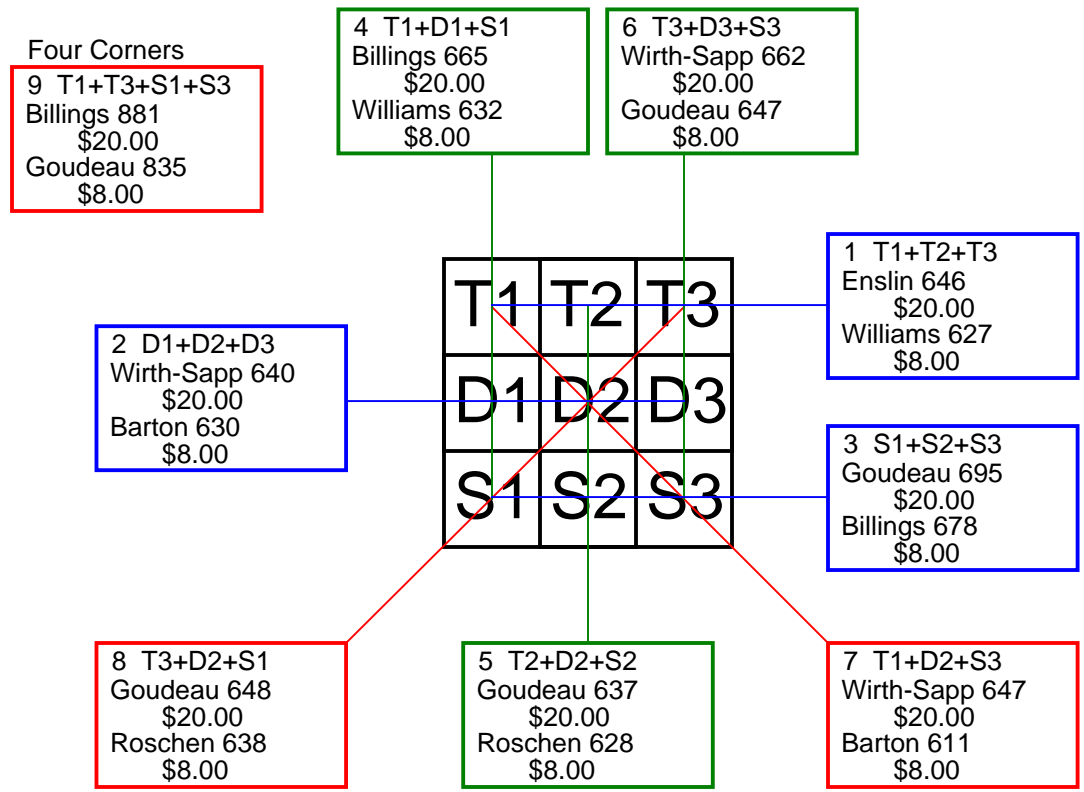
Last Name	First Name	City	State	T1+T2+T3	D1+D2+D3	S1+S2+S3	T1+D1+S1	T2+D2+S2	T3+D3+S3	T1+D2+S3	T3+D2+S1	T1+T3+S1+S3
Bennett	Leona	Howard City	MI	526	555	565	594	547	505	600	568	752
Blue	Jane	Franklin	IN	677 \$8	592	521	594	531	665 \$8	615	598	849 \$8
Brown-Cleere	Shelley	Dallas	TX	480	466	485	473	472	486	482	494	654
Culpepper	Lou	Houston	TX	603	599	554	625 \$20	562	569	604	618 \$20	804
Everett	Sue	Valparaiso	IN	601	542	564	581	550	576	598	611 \$8	813
Fields	Jo	Charlotte	NC	580	597	535	546	569	597	621	582	765
Garnett	Janet	Edison	NJ	533	612	605	612	584	554	558	563	743
Hundley	Linda	Carrollton	MO	600	613 \$8	565	621 \$8	557	600	580	556	784
Kelly	Megan	Huber Heights	OH	681 \$20	530	645 \$20	569	619	668 \$20	660 \$20	569	881 \$20
Kimlinger	Tara	Ft Myers	FL	558	567	549	542	603	529	606	549	721
Kusman	Valerie	North Arlington	NJ	541	522	522	525	499	561	549	474	717
Plummer	Marie	Aberdeen	MD	579	656 \$20	577	580	634 \$8	598	575	595	738
Urbaneck	Linda			625	591	606 \$8	543	639 \$20	640	622 \$8	579	795
Warren	Cindy	Temple Terrace	FL	584	573	540	584	574	539	581	575	752



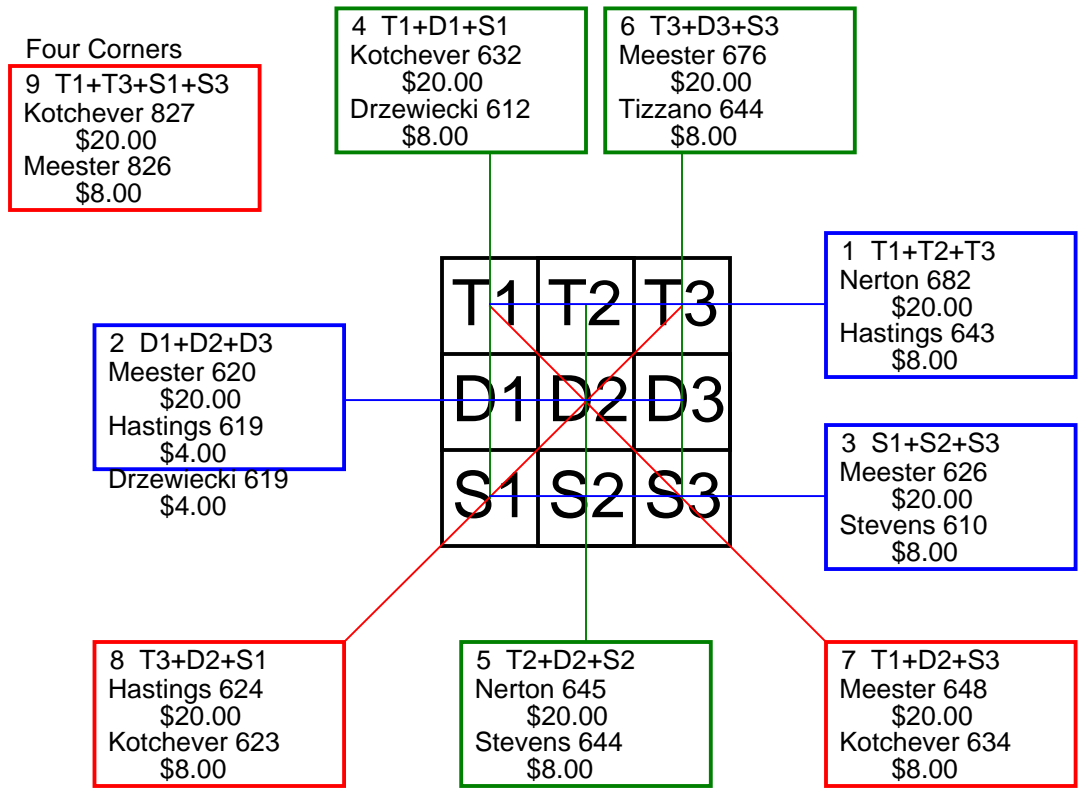
Last Name	First Name	City	State	T1+T2+T3	D1+D2+D3	S1+S2+S3	T1+D1+S1	T2+D2+S2	T3+D3+S3	T1+D2+S3	T3+D2+S1	T1+T3+S1+S3
Bailey	Tina	Rock Hill	SC	578	644 \$20	623 \$8	661 \$20	590	594	584 \$8	624 \$14	810 \$8
Benson	Dawn	Dunkirk	MD	517	567	591	523	571	581	529	530	711
Bradley	Cindy	Williamsport	OH	593	602	521	534	568	614 \$20	574	563	743
Christopher	Kathleen	Smith FL02		550	565	656 \$20	602	568	601 \$8	635 \$20	558	823 \$20
Ellis	Betty	Matthews	NC	594 \$4	523	622	556	608 \$8	575	540	539	765
Halbirt	Michelle	Springfield	OH	581	575	587	648 \$8	568	527	579	606	795
Hemby	Denise	Seaville	NJ	565	583	540	571	563	554	563	585	744
Klosin	Mariam	None		628 \$20	63	63	243	255	256	243	256	457
Marschke	Rosine	Wichita	KS	470	510	542	471	526	525	450	492	638
Nelson	Carrie	Las Vegas	NV	584	538	553	511	613 \$20	551	562	598	736
Robinson	Beverly	Warren	OH	551	544	587	527	576	579	535	558	739
Smith-Keene	Brenda	Oklahoma City	OK	594 \$4	526	555	574	540	561	579	624 \$14	807
Walters	Sandie	Roanoke	VA	552	565	511	553	549	526	527	509	688
Wilkinson	Yvonne	Colleyville	TX	544	608 \$8	489	545	523	573	523	500	681



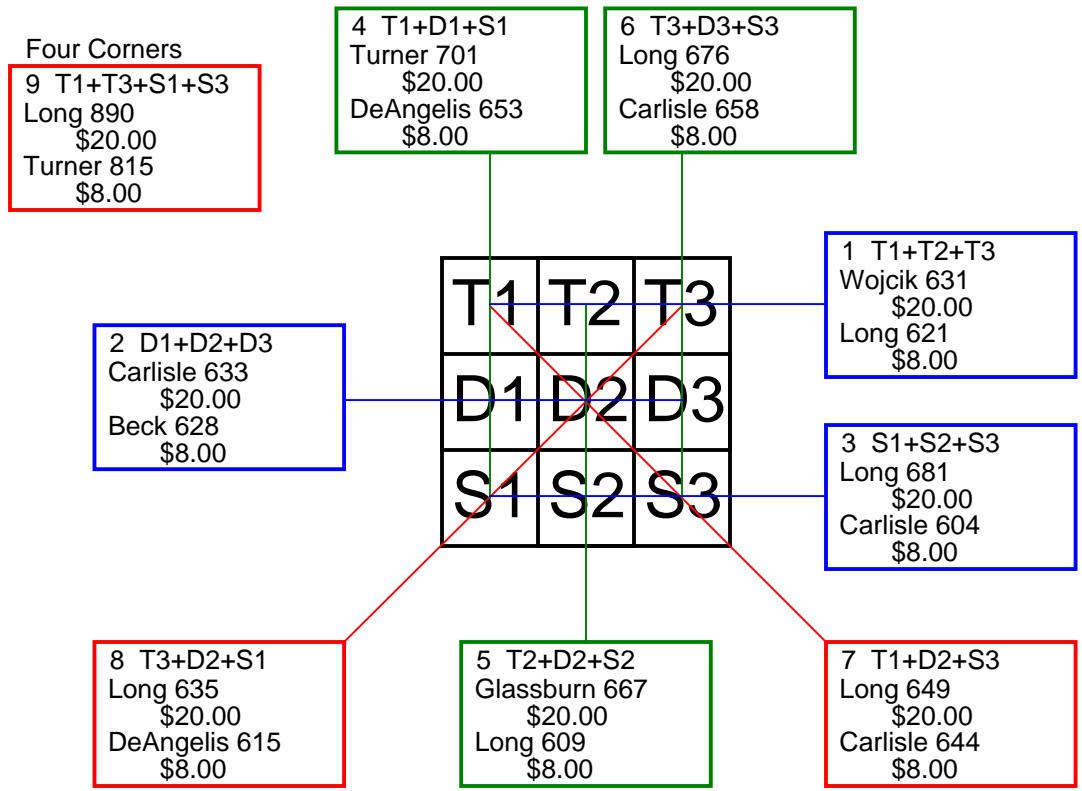
Last Name	First Name	City	State	T1+T2+T3	D1+D2+D3	S1+S2+S3	T1+D1+S1	T2+D2+S2	T3+D3+S3	T1+D2+S3	T3+D2+S1	T1+T3+S1+S3
Barton	Lisa	South Woodstock	VT	566	630 \$8	558	591	604	559	611 \$8	620	757
Billings	Sue	Tuckerman	AR	601	571	678 \$8	665 \$20	568	617	591	630	881 \$20
Czechowski	Mary	W Seneca	NY	487	572	552	510	578	523	542	570	678
Enslin	Traci	Lansing	MI	646 \$20	556	503	541	626	538	576	502	708
Goudeau	Nadene	Canon City	CO	589	587	695 \$20	587	637 \$20	647 \$8	563	648 \$20	835 \$8
Hall	Janet	Omaha	NE	562	572	578	606	587	519	566	578	750
Leonido	MaryAnne	Hanover Park	IL	583	557	534	548	592	534	588	507	715
Long	Wanda	Camp Hill	PA	466	584	529	536	533	510	485	538	649
Owens	Lori	Weatherford	OK	534	561	570	514	565	586	570	512	720
Roschen	Kathy	Coon Rapids	MN	597	543	606	563	628 \$8	555	555	638 \$8	781
Simpson	Connie	Millersville	MD	540	562	545	545	583	519	563	503	690
Williams	Peggy	Newark	NJ	627 \$8	583	535	632 \$8	530	583	567	560	797
Wirth-Sapp	Beverly	Kennewick	WA	616	640 \$20	576	566	604	662 \$20	647 \$20	610	811
Wyland	Debra	Aurora	IL	488	534	482	466	515	523	460	535	635



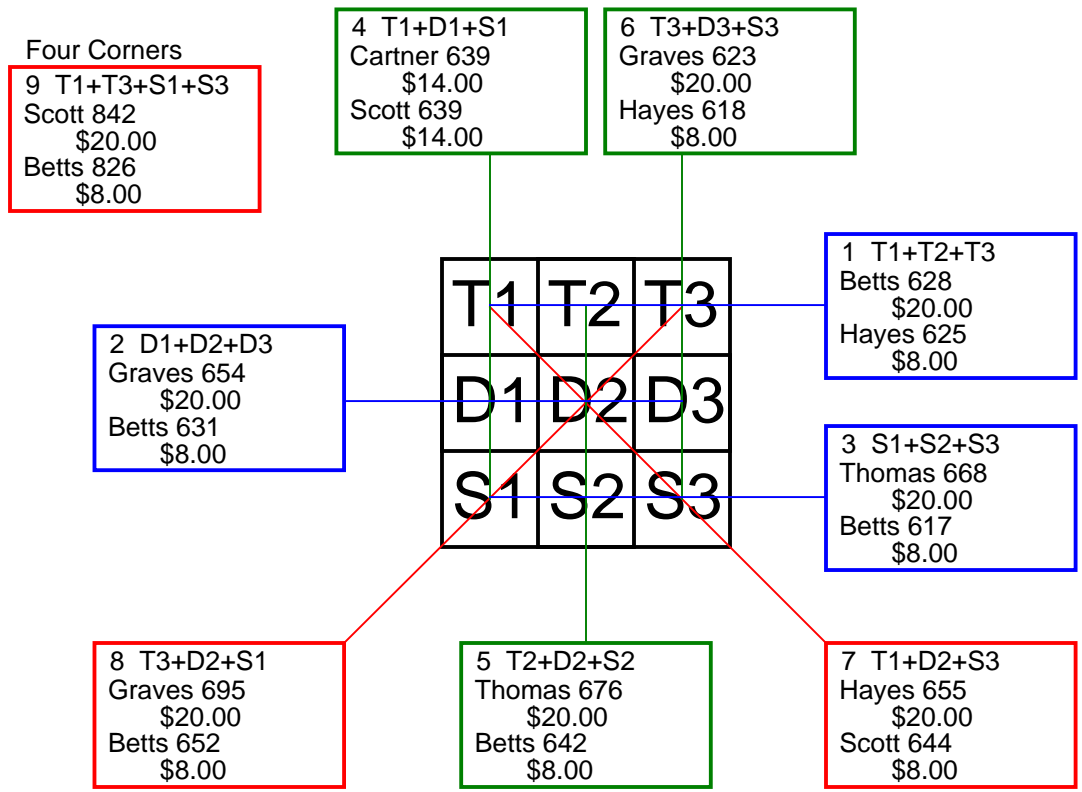
Last Name	First Name	City	State	T1+T2+T3	D1+D2+D3	S1+S2+S3	T1+D1+S1	T2+D2+S2	T3+D3+S3	T1+D2+S3	T3+D2+S1	T1+T3+S1+S3
Carlson	Sandra	Moorhead	MN	558	507	549	490	564	560	531	483	700
Drzewiecki	Sandra	Gaylord	MI	566	619 \$4	543	612 \$8	543	573	570	584	762
Hastings	Susan	Beach Park	IL	643 \$8	619 \$4	505	565	588	614	599	624 \$20	781
Kotchever	SunnyLee	Tempe	AZ	586	581	593	632 \$20	567	561	634 \$8	623 \$8	827 \$20
Maxwell	Jimmye	Flint	MI	406	603	520	550	471	508	544	511	655
McLaughlin	Eileen	No Providence	RI	519	567	485	576	455	540	502	446	682
Meester	Flora	Grand Island	NE	602	620 \$20	626 \$20	587	585	676 \$20	648 \$20	544	826 \$8
Merrell	Susan	Fayetteville	NC	594	204	204	325	340	337	325	337	526
Nerton	Deana	Vancouver	WA	682 \$20	501	553	558	645 \$20	533	555	527	754
Novak	Emily	Conrad	IA	627	570	563	544	591	625	589	571	786
Pechacek	Carolyn	Houston	TX	590	540	579	580	593	536	608	592	784
Stevens	Trisha	Arden	NC	580	559	610 \$8	553	644 \$8	552	509	550	717
Tizzano	Lisa	Phoenix	AZ	554	607	509	505	521	644 \$8	582	575	747
Turner	Inez	Chicago	IL	559	565	581	571	574	560	539	576	749



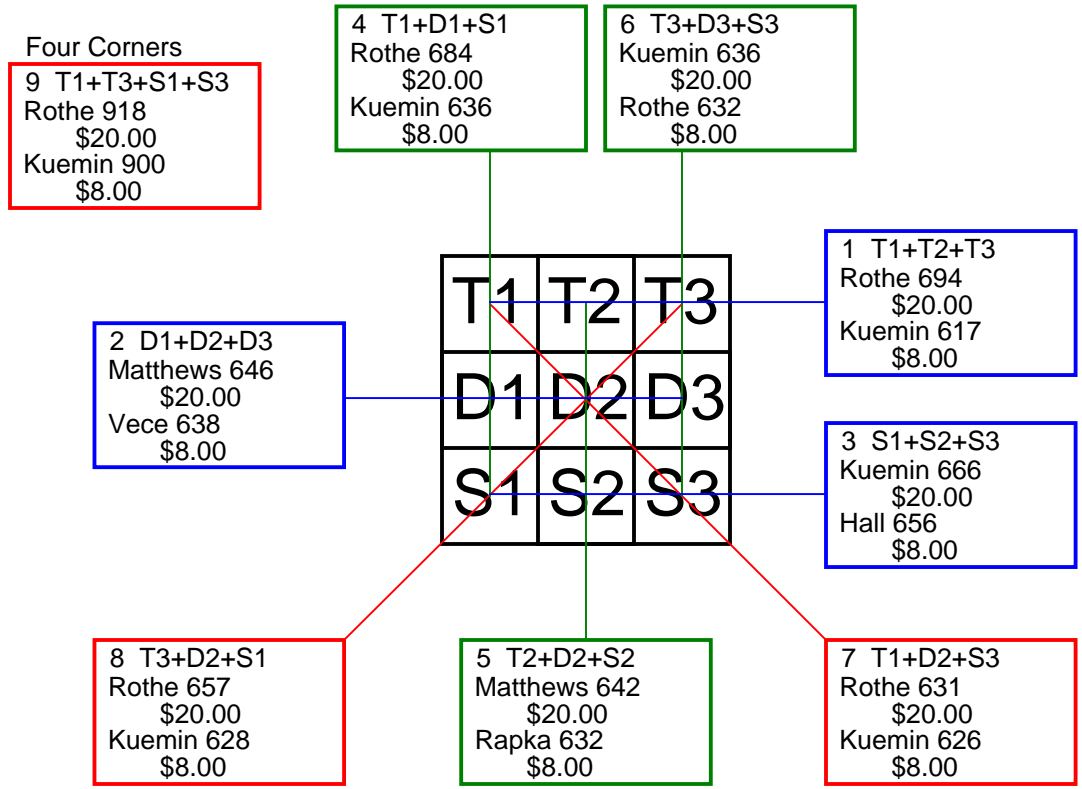
Last Name	First Name	City	State	T1+T2+T3	D1+D2+D3	S1+S2+S3	T1+D1+S1	T2+D2+S2	T3+D3+S3	T1+D2+S3	T3+D2+S1	T1+T3+S1+S3
Baker	Susie	Trafalgar	IN	508	547	562	537	562	518	481	561	686
Beck	Stephanie	Dubuque	IA	572	628 \$8	555	568	591	596	610	574	752
Carlisle	Dianne	Lafayette	LA	575	633 \$20	604 \$8	579	575	658 \$8	644 \$8	572	808
DeAngelis	Nancy	Trevoese	PA	609	612	578	653 \$8	565	581	577	615 \$8	812
Glassburn	Tracy	Kokomo	IN	566	608	597	592	667 \$20	512	553	579	708
Herrera	Michelle	Austin	TX	567	614	518	556	571	572	601	561	730
Kurrass	Jackie	Bellport	NY	618	567	476	557	531	573	565	568	753
Long	Janie	Orlando	FL	621 \$8	585	681 \$20	602	609 \$8	676 \$20	649 \$20	635 \$20	890 \$20
Osborn	Theresa	Angola	IN	515	594	525	596	486	552	536	540	728
Petersen	Sharon	Bella Vista	AR	572	550	513	544	532	559	561	541	736
Sessler	Gail	Mendota	IL	572	582	565	549	588	582	526	569	731
Staunton	Muriel	Metairie	LA	615	554	582	555	597	599	602	595	799
Turner	Jan	Jonesborough	TN	596	615	558	701 \$20	531	537	621	578	815 \$8
Wojcik	Audrey	Mchenry	IL	631 \$20	63	506	345	394	461	339	467	764



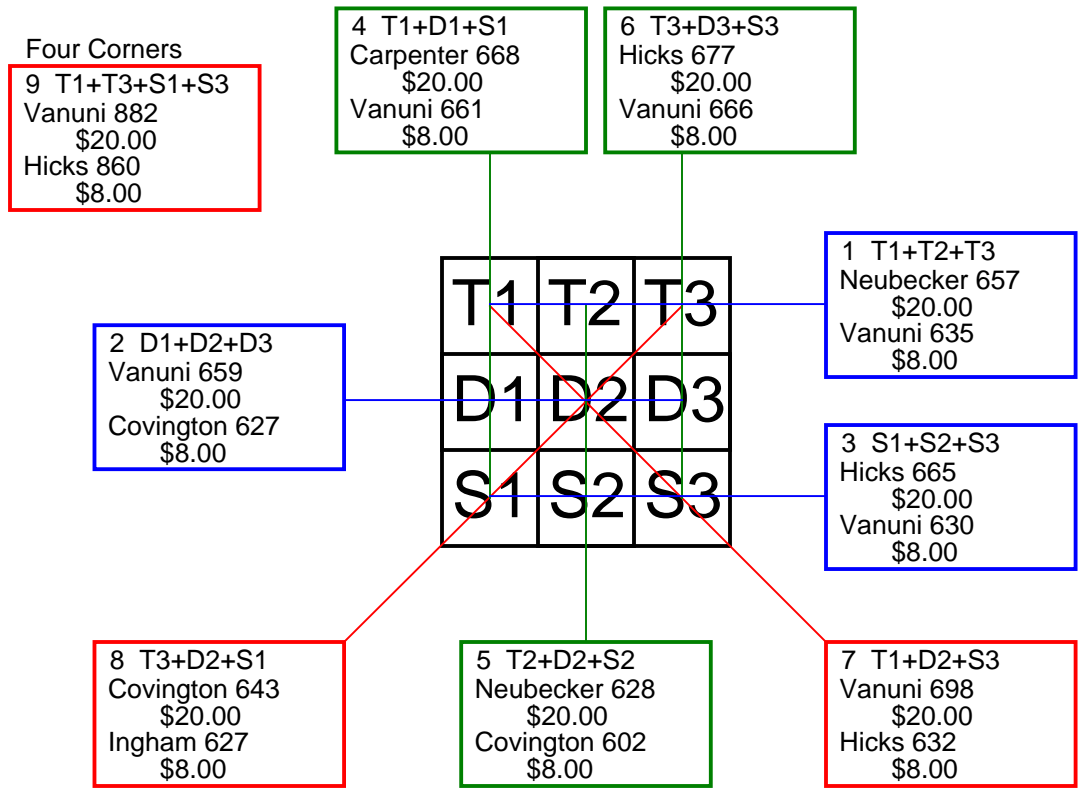
Last Name	First Name	City	State	T1+T2+T3	D1+D2+D3	S1+S2+S3	T1+D1+S1	T2+D2+S2	T3+D3+S3	T1+D2+S3	T3+D2+S1	T1+T3+S1+S3
Arbogast	Frances	Elizabethton	TN	588	497	556	509	600	532	597	562	749
Betts	Lesa	Saginaw	MI	628 \$20	631 \$8	617 \$8	624	642 \$8	610	620	652 \$8	826 \$8
Cartner	Colette	North Pole	AK	610	612	602	639 \$14	612	573	609	633	814
Cole	Theresa	Saint Augustine	FL	559	523	580	568	566	528	553	581	760
Davis	Rebecca	Peoria	AZ	484	575	547	571	512	523	549	528	705
Dix	Gloria	Manchester	NJ	566	536	597	520	599	580	561	555	748
Graves	Yolanda	Hopewell	VA	547	654 \$20	586	535	629	623 \$20	607	695 \$20	770
Grochowski	Jane	Hales Corners	WI	545	564	512	552	549	520	593	575	728
Hayes	Jeannie	Merrimack	NH	625 \$8	615	585	597	610	618 \$8	655 \$20	548	801
Lahman	Kathleen	Lincoln	NE	507	555	609	553	555	563	547	521	730
Moore	Melanie	Sacramento	CA	518	600	601	608	560	551	574	609	767
Rielly	Sue	Darlington	WI	557	527	526	556	528	526	531	513	718
Scott	Myra	Houston	TX	605	600	584	639 \$14	559	591	644 \$8	622	842 \$20
Thomas	Cathy	South Holland	IL	509	600	668 \$20	579	676 \$20	522	583	581	722



Last Name	First Name	City	State	T1+T2+T3	D1+D2+D3	S1+S2+S3	T1+D1+S1	T2+D2+S2	T3+D3+S3	T1+D2+S3	T3+D2+S1	T1+T3+S1+S3
Haglund	Elaine	Duluth	MN	511	529	540	534	479	567	486	581	737
Hall	Denise	Panama City	FL	504	560	656 \$8	591	595	534	534	595	753
Homer	Brenda	Salt Lake City	UT	560	616	576	572	577	603	535	516	723
Kuemin	Christine	Niles	MI	617 \$8	549	666 \$20	636 \$8	560	636 \$20	626 \$8	628 \$8	900 \$8
Markham	Elizabeth	Berthoud	CO	530	543	597	531	592	547	564	586	740
Matthews	Belinda	Lake Charles	LA	560	646 \$20	584	598	642 \$20	550	590	587	727
Mohon	Delores	Jackson	MI	456	510	579	583	512	450	468	532	682
Pennington	Deana	Canon City	CO	533	547	586	511	588	567	591	525	726
Rapka	Jessie	Grass Valley	CA	596	597	599	555	632 \$8	605	538	562	742
Rothe	Lisa	Saint Louis	MO	694 \$20	583	608	684 \$20	569	632 \$8	631 \$20	657 \$20	918 \$20
Teague	Cathy	Waterford	MI	534	502	577	580	536	497	558	548	752
Thedford	Mary	North Chicago	IL	522	546	574	555	549	538	542	530	722
Vece	Jane	Wallingford	CT	534	638 \$8	509	588	582	511	512	582	672
Warzinski	Cheryl	Greendale	WI	601	540	548	568	584	537	601	597	776

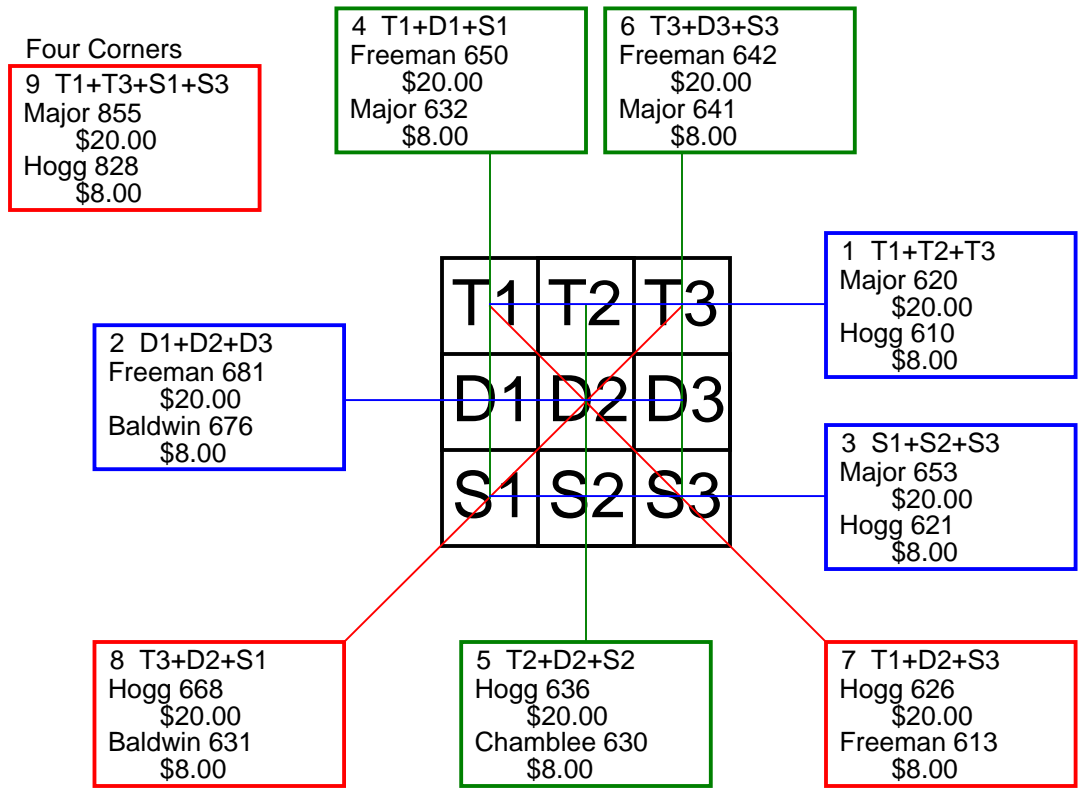


Last Name	First Name	City	State	T1+T2+T3	D1+D2+D3	S1+S2+S3	T1+D1+S1	T2+D2+S2	T3+D3+S3	T1+D2+S3	T3+D2+S1	T1+T3+S1+S3
Bowlin	Donna	Maiden	NC	592	554	544	512	589	589	567	532	731
Carpenter	Lisa	Darlington	WI	528	624	629	668 \$20	556	557	575	608	795
Covington	Jackie	Union City	GA	594	627 \$8	588	655	602 \$8	552	603	643 \$20	802
Hicks	Trish	Denton	TX	590	589	665 \$20	581	586	677 \$20	632 \$8	610	860 \$8
Howie	Dorothy	Providence	RI	509	559	570	503	542	593	562	539	725
Ingham	Dianne	Warwick WK08		617	581	559	613	526	618	527	627 \$8	818
Jones	Darlene	Wabasha	MN	521	582	516	544	592	483	552	487	643
Kuhn	Roseann	Franklin	WI	536	541	544	566	544	511	508	538	706
Moody	Karry	Waxahachie	TX	525	546	584	540	579	536	590	549	733
Neubecker	Sue	West Branch	MI	657 \$20	557	527	534	628 \$20	579	591	544	749
Osterhout	Theresa	Morrisville	PA	573	613	494	549	552	579	561	479	690
Paul	Gina	Queen Anne	MD	497	557	591	541	526	578	558	529	737
Vanuni	Kris	No Adams	MA	635 \$8	659 \$20	630 \$8	661 \$8	597	666 \$8	698 \$20	612	882 \$20
Walkowiak	Becky	Portage	IN	552	563	525	539	531	570	582	504	726

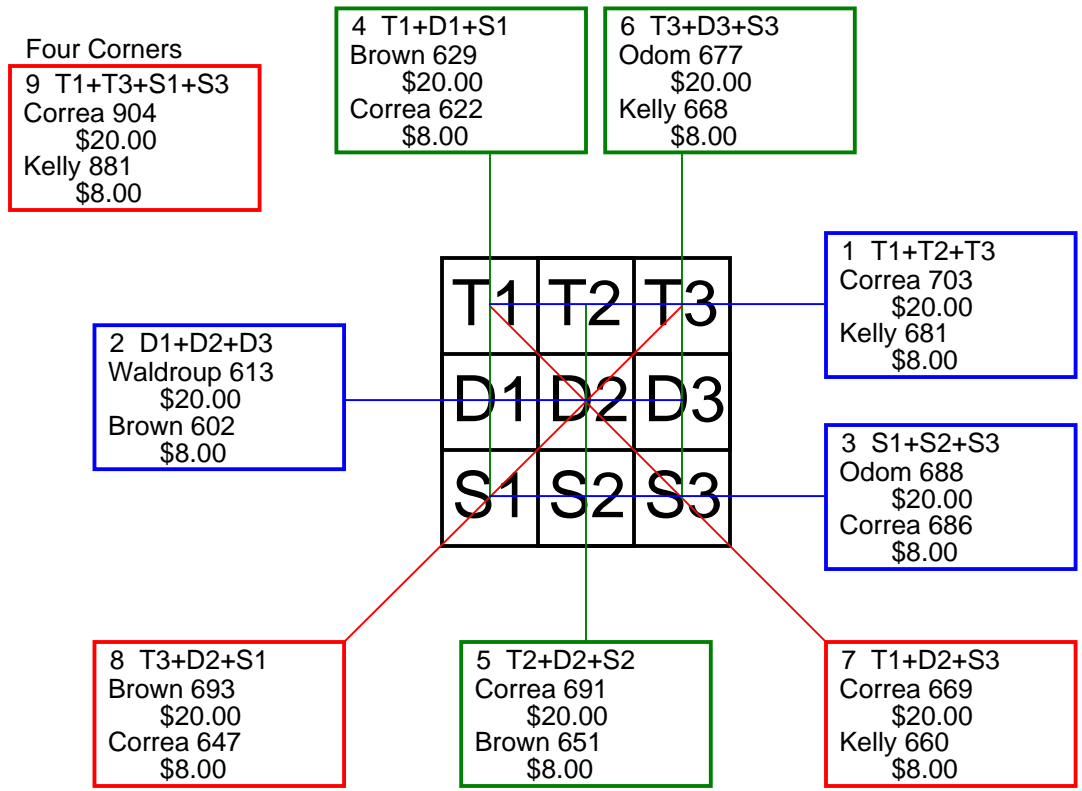




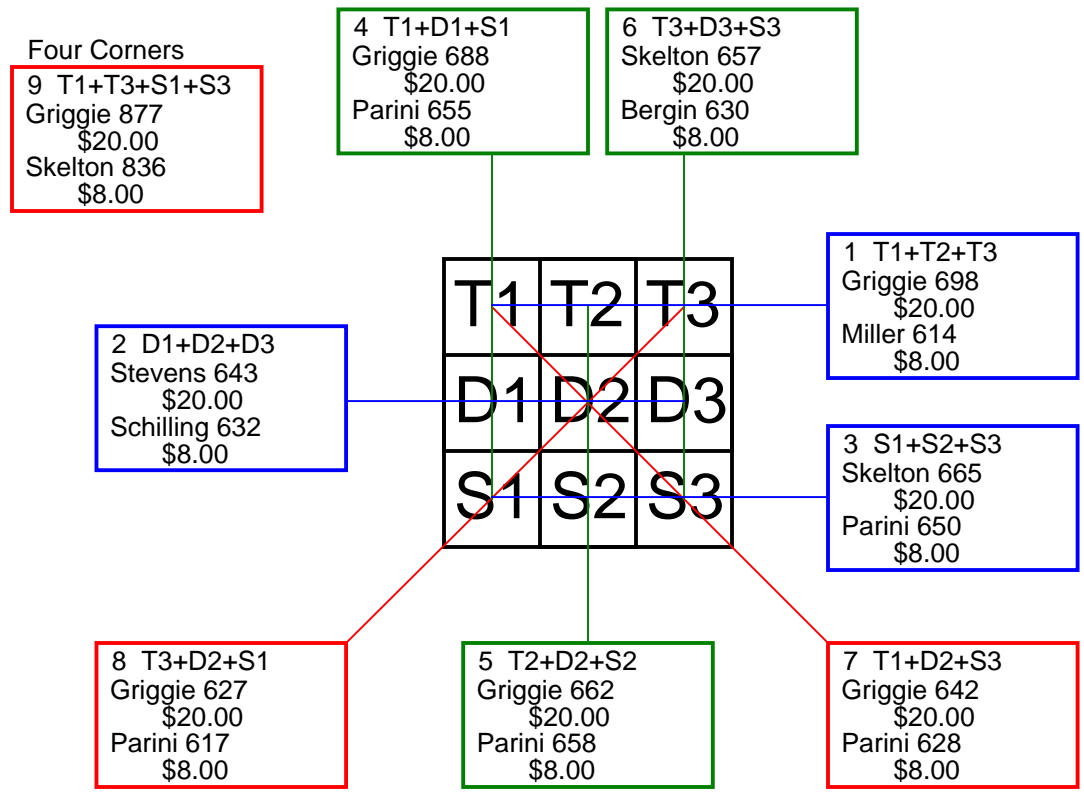
Last Name	First Name	City	State	T1+T2+T3	D1+D2+D3	S1+S2+S3	T1+D1+S1	T2+D2+S2	T3+D3+S3	T1+D2+S3	T3+D2+S1	T1+T3+S1+S3
Baldwin	Susan	Winthrop Harbor	IL	560	676 \$8	520	586	571	599	589	631 \$8	746
Carubia	Linda	Basking Ridge	NJ	557	567	569	553	568	572	587	541	748
Chamblee	Vanessa	Jasper	AL	544	615	560	567	630 \$8	522	565	578	697
Ellington	Mona	Springfield	IL	553	544	595	620	569	503	581	481	740
Freeman	Nichole	Rochester	MN	590	681 \$20	619	650 \$20	598	642 \$20	613 \$8	625	820
Hamilton	Nancy	Long Beach	CA	535	579	540	594	529	531	521	571	728
Hogg	Thelma	Vestal	NY	610 \$8	590	621 \$8	594	636 \$20	591	626 \$20	668 \$20	828 \$8
Holland	Lyvern	Capitol Heights	MD	547	499	577	536	543	544	522	584	756
Jones	Darlene	Granbury	TX	525	256	410	362	390	439	546	569	735
Lysakowski	Teresa	Brooksville	FL	536	564	605	523	571	611	567	540	749
Major	Cindi	Columbus	KS	620 \$20	610	653 \$20	632 \$8	610	641 \$8	612	627	855 \$20
Maura	Margie	Las Vegas	NV	531	607	603	564	605	572	529	540	709
Nevins	Judy	Shelby	MT	562	616	599	582	579	616	579	600	781
Ousley	Deborah	Seminole	FL	506	521	570	529	501	567	519	548	739



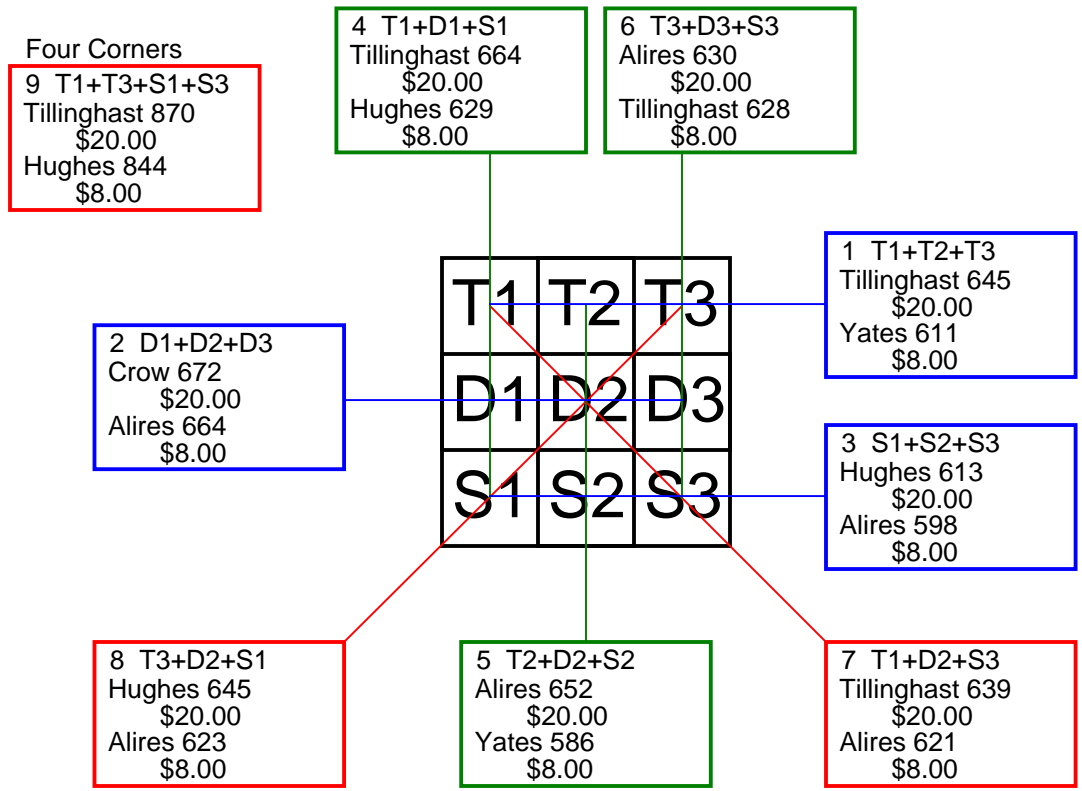
Last Name	First Name	City	State	T1+T2+T3	D1+D2+D3	S1+S2+S3	T1+D1+S1	T2+D2+S2	T3+D3+S3	T1+D2+S3	T3+D2+S1	T1+T3+S1+S3
Allison	Petra	Weaver	AL	521	529	617	596	493	578	524	595	803
Anderson	Judy	Pasadena	TX	579	544	583	577	571	558	549	642	791
Brown	Marilyn	Parsonsborg	MD	607	602 \$8	677	629 \$20	651 \$8	606	645	693 \$20	868
Correa	Christine	Browns Mills	NJ	703 \$20	573	686 \$8	622 \$8	691 \$20	649	669 \$20	647 \$8	904 \$20
Currier	Allison	Nashua	NH	517	501	501	484	529	506	516	504	666
Evans	Sylvia	Gonzales	LA	638	536	587	539	596	626	566	585	803
Kelly	Megan	Huber Heights	OH	681 \$8	530	645	569	619	668 \$8	660 \$8	569	881 \$8
Kendall	Angie	Oak Ridge	TN	646	548	493	585	556	546	538	525	743
Klosin	Mariam	None		628	63	63	243	255	256	243	256	457
Odom	Kathy	Rochester Hills	MI	606	561	688 \$20	553	625	677 \$20	623	523	828
Ostrom	Sandra	Niles	MI	655	523	600	585	611	582	636	566	830
Taylor	Diana	Grand Junction	TN	510	549	568	503	529	595	493	554	715
Waldroup	Rolanda	Lake Charles	LA	570	613 \$20	550	574	570	589	582	520	734
Williams	Debbie	Beaumont	TX	555	528	485	585	484	499	551	551	738



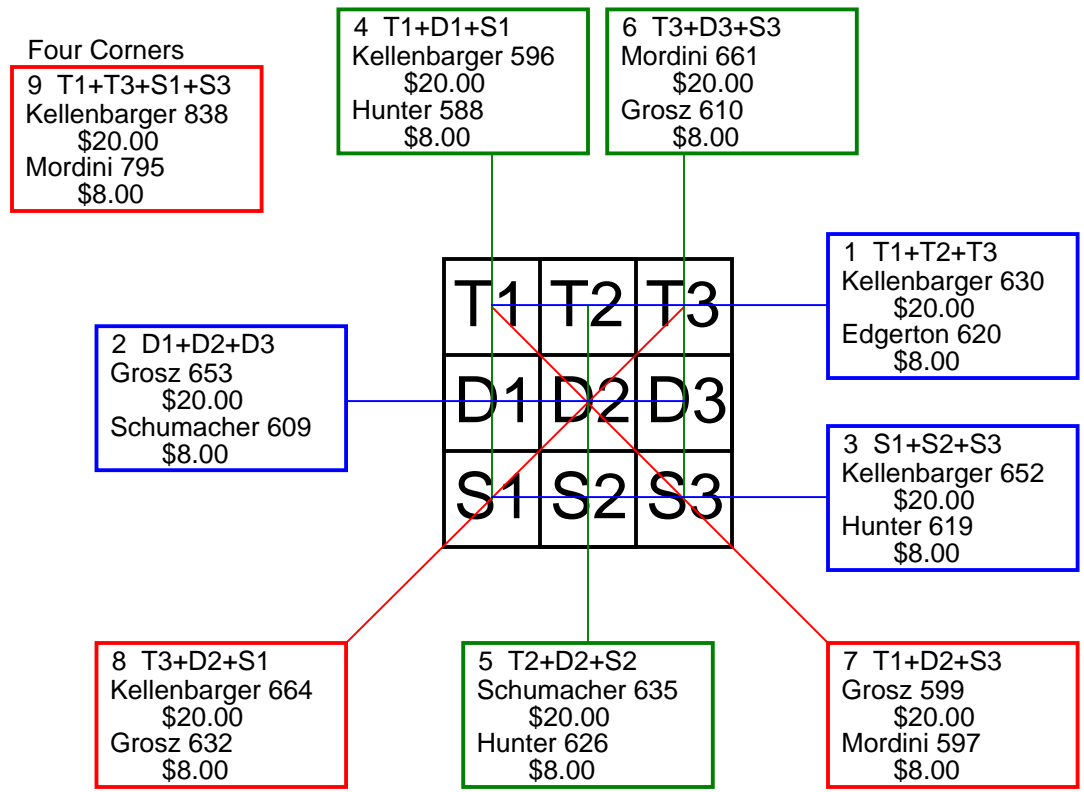
Last Name	First Name	City	State	T1+T2+T3	D1+D2+D3	S1+S2+S3	T1+D1+S1	T2+D2+S2	T3+D3+S3	T1+D2+S3	T3+D2+S1	T1+T3+S1+S3
Bergin	Diana	Fort Myers	FL	584	530	589	508	565	630 \$8	562	532	770
Cook	Wendi	Alva	OK	531	513	560	548	522	534	566	513	739
Griggie	Lucinda	Charlotte	NC	698 \$20	627	645	688 \$20	662 \$20	620	642 \$20	627 \$20	877 \$20
Klimczak	Stacey	Palm Harbor	FL	471	494	497	478	516	468	525	473	634
Miller	Janet	Glenn Heights	TX	614 \$8	595	582	599	578	614	609	612	819
Monroy	Marie	Oceanside	CA	562	542	588	577	562	553	570	579	775
Pare	Cathie	Goleta	CA	582	553	560	530	559	606	565	573	768
Parini	Shelley	Channahon	IL	602	605	650 \$8	655 \$8	658 \$8	544	628 \$8	617 \$8	811
Poole	Linda	Lancaster	OH	508	496	522	480	494	552	484	535	697
Rauman	Eileen	Milwaukee	WI	465	575	563	534	500	569	534	534	708
Schilling	Pat	Glencoe	MN	572	632 \$8	562	617	548	601	565	606	781
Skelton	Julie	Elk City	OK	594	581	665 \$20	573	610	657 \$20	599	611	836 \$8
Stevens	Lora	Bandera	TX	531	643 \$20	593	606	617	544	569	544	709
Westbrook	Janie	Lubbock	TX	529	617	524	533	528	609	544	554	716



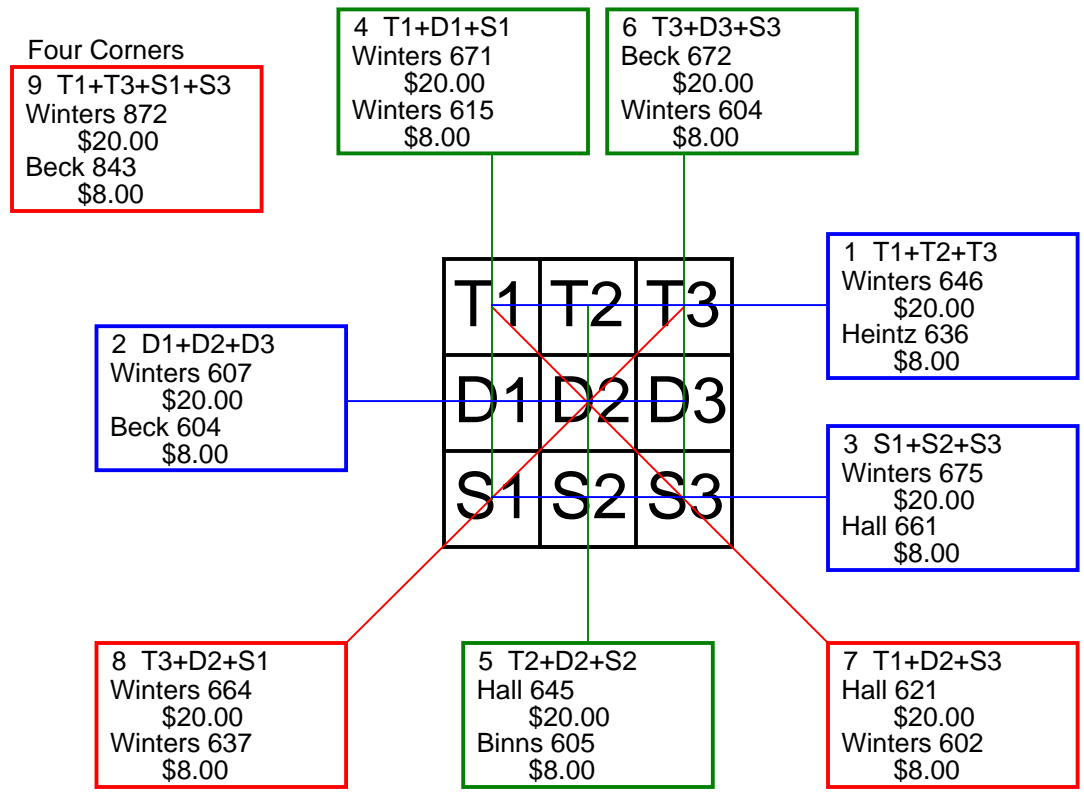
Last Name	First Name	City	State	T1+T2+T3	D1+D2+D3	S1+S2+S3	T1+D1+S1	T2+D2+S2	T3+D3+S3	T1+D2+S3	T3+D2+S1	T1+T3+S1+S3
Alires	Dannielle	Las Vegas	NV	560	664 \$8	598 \$8	540	652 \$20	630 \$20	621 \$8	623 \$8	752
Crow	Melissa	Fayetteville	GA	413	672 \$20	523	530	540	538	510	531	611
Harding	Charlotte	Canon City	CO	480	561	485	501	553	472	511	516	617
Hughes	Cheryl	Waverly Hall	GA	592	589	613 \$20	629 \$8	548	617	573	645 \$20	844 \$8
Hunger	Vera	Aurora	IL	520	458	556	515	484	535	485	545	738
Kaferle	Barbara	Cordova	TN	479	129	129	262	243	232	262	232	408
Kremer	Vickey	Glendale	AZ	576	577	585	627	583	528	563	570	763
Loeblich	Melinda	Mc Gaheysvle	VA	552	562	525	483	560	596	576	541	717
Masters	Marilyn	Eagle River	AK	490	537	555	551	510	521	498	550	706
Smith	Sharron	Chicago	IL	603	592	545	583	552	605	564	617	791
Thomas	Lisa	West Valley	UT	523	551	594	552	570	546	566	569	743
Thompson	Deborah	Bantam	CT	548	557	491	562	508	526	489	552	701
Tillinghast	Cynthia	Canterbury	CT	645 \$20	608	586	664 \$20	547	628 \$8	639 \$20	603	870 \$20
Yates	Sherri	Edwardsville	IL	611 \$8	534	550	545	586 \$8	564	600	530	760



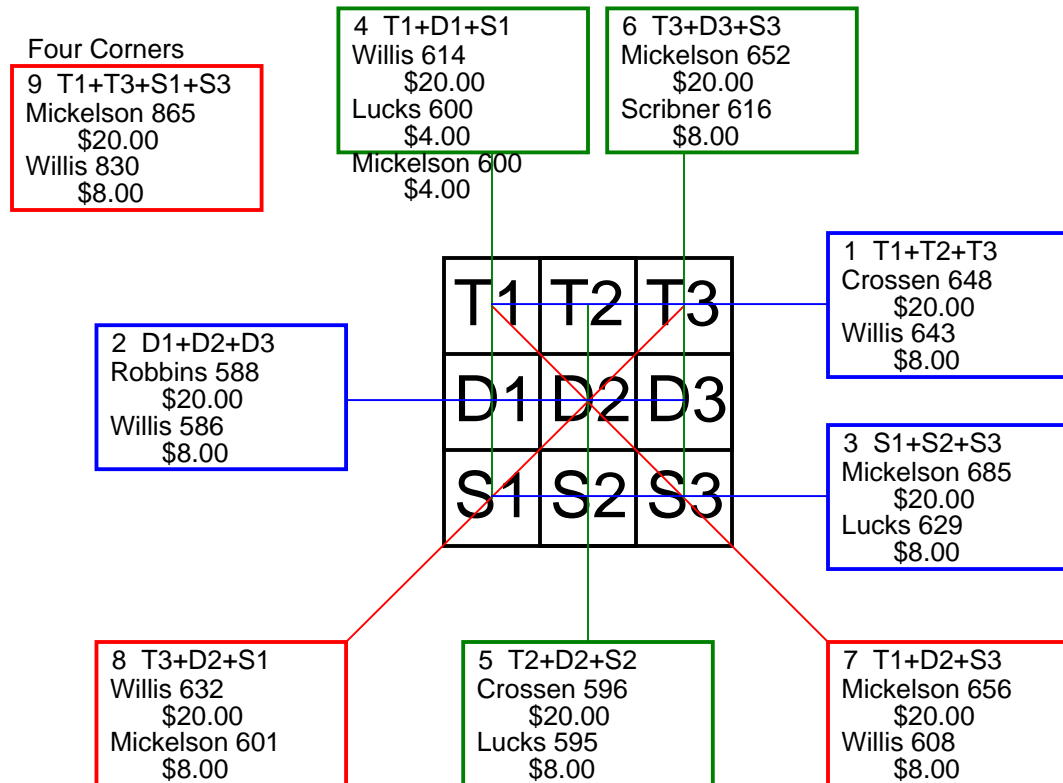
Last Name	First Name	City	State	T1+T2+T3	D1+D2+D3	S1+S2+S3	T1+D1+S1	T2+D2+S2	T3+D3+S3	T1+D2+S3	T3+D2+S1	T1+T3+S1+S3
Costa	Sandy	Nevada City	CA	503	608	552	530	562	571	506	560	684
Davidson	Carol	Oklahoma City	OK	478	524	527	542	477	510	533	490	693
Edgerton	Janie	Maryville	IL	620 \$8	576	533	586	592	551	585	579	762
Egbert	Carmalita	Greenwood	AR	547	555	506	560	489	559	514	509	717
Emerine	Janet	New Riegel	OH	506	532	607	557	522	566	526	569	759
Grosz	Linda	Minot	ND	581	653 \$20	573	578	619	610 \$8	599 \$20	632 \$8	767
Hunter	Ruth	Anoka	MN	515	599	619 \$8	588 \$8	626 \$8	519	534	544	698
Kellenbarger	Joy	Lancaster	OH	630 \$20	546	652 \$20	596 \$20	625	607	536	664 \$20	838 \$20
Mordini	Charlotte	New Berlin	WI	570	598	604	548	563	661 \$20	597 \$8	566	795 \$8
Owen	Brenda	Bay City	TX	507	574	498	529	506	544	521	536	685
Penn-Miles	Gloria	Plainfield	NJ	535	529	531	557	532	506	541	551	720
Schumacher	Joy	San Diego	CA	568	609 \$8	538	507	635 \$20	573	593	571	702
Sloan	Bette	Pahrump	NV	554	556	517	536	498	593	541	500	729
Williams	Kelly	Decatur	IL	548	520	521	558	515	516	485	507	700



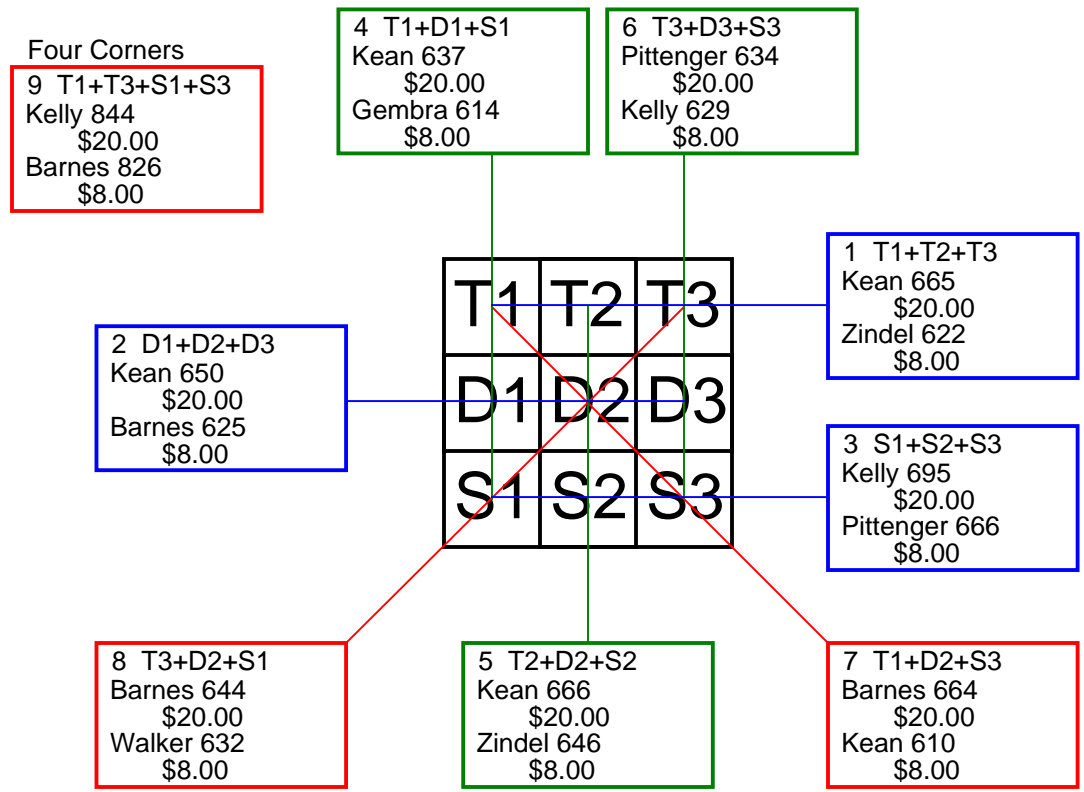
Last Name	First Name	City	State	T1+T2+T3	D1+D2+D3	S1+S2+S3	T1+D1+S1	T2+D2+S2	T3+D3+S3	T1+D2+S3	T3+D2+S1	T1+T3+S1+S3
Ashby	Marsha	Davenport	IA	475	526	518	469	525	525	529	470	645
Beck	Tabitha	Newport	NC	566	604 \$8	660	600	558	672 \$20	598	595	843 \$8
Bensch	Bette	Ashby	MN	529	541	644	585	553	576	503	603	782
Binns	Mabel	Anchorage	AK	519	591	524	527	605 \$8	502	498	510	628
Felton	Melody	Colfax	IA	519	548	583	603	506	541	539	576	769
Hall	Tricia	Saint Pauls	NC	559	580	661 \$8	581	645 \$20	574	621 \$20	602	791
Hamilton	Elizabeth	Paron	AR	492	548	579	574	532	513	514	487	693
Heintz	Pauline	Brookhaven	PA	636 \$8	523	565	545	584	595	598	538	790
Johnson	Sharon	Montgomery	IL	506	541	555	504	586	512	530	548	676
Mathes	Dianne	Kennewick	WA	570	568	545	557	548	578	577	512	741
Short	Nancy	Fayetteville	NC	481	388	84	330	297	326	319	357	404
Toussaint	Barbara	Lake In The Hills	IL	560	540	568	582	520	566	582	557	785
Winters	Tammy	West Branch	MI	646 \$20	600	626	671 \$20	597	604 \$8	602 \$8	664 \$20	872 \$20
Winters	Vicki	Nevada City	CA	510	607 \$20	675 \$20	615 \$8	593	584	588	637 \$8	803



Last Name	First Name	City	State	T1+T2+T3	D1+D2+D3	S1+S2+S3	T1+D1+S1	T2+D2+S2	T3+D3+S3	T1+D2+S3	T3+D2+S1	T1+T3+S1+S3
Buss	Sharon	Shawano	WI	541	585	601	577	576	574	583	577	764
Chadek	Gail	Sturgeon Bay	WI	498	543	488	526	516	487	475	538	651
Crossen	Sandy	Holland	OH	648 \$20	568	557	567	596 \$20	610	566	571	785
Dorch	Bernice	Brooklyn	NY	551	484	588	545	530	548	580	542	780
Dornon	Rita	Springfield	OH	487	580	557	564	552	508	529	494	669
Fisher	Lise	Wichita	KS	530	515	527	496	582	494	570	457	659
Larkin	Dawn	Chesapeake	VA	538	568	505	516	549	546	561	566	705
Lucks	Deborah	Warren	PA	526	569	629 \$8	600 \$4	595 \$8	529	546	545	737
McKenzie	Yvette	Brooklyn	NY	546	523	602	569	512	590	537	558	789
Mickelson	Jan	Bellevue	NE	575	583	685 \$20	600 \$4	591	652 \$20	656 \$20	601 \$8	865 \$20
Moore	Michelle	Midlothian	VA	507	584	581	549	571	552	562	567	721
Robbins	Joan	Seffner	FL	571	588 \$20	548	504	593	610	543	496	697
Scribner	Emily	Hubert	NC	594	570	602	574	576	616 \$8	543	593	792
Willis	Mary	Los Angeles	CA	643 \$8	586 \$8	573	614 \$20	591	597	608 \$8	632 \$20	830 \$8

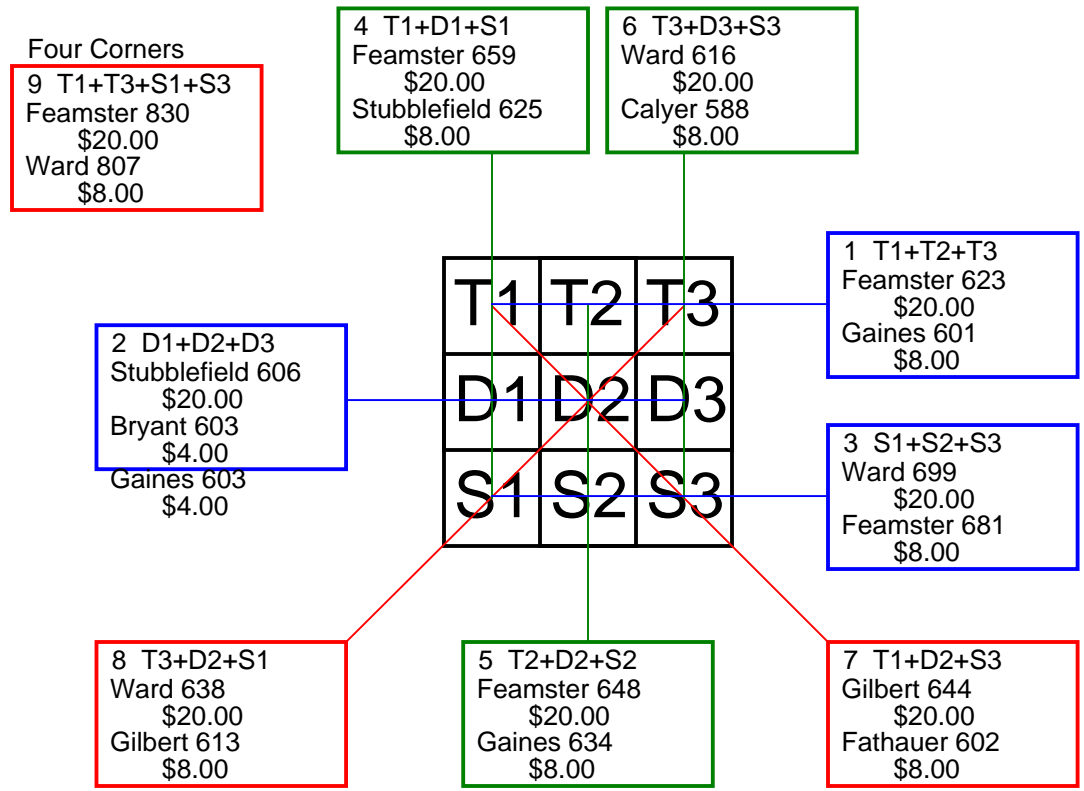


Last Name	First Name	City	State	T1+T2+T3	D1+D2+D3	S1+S2+S3	T1+D1+S1	T2+D2+S2	T3+D3+S3	T1+D2+S3	T3+D2+S1	T1+T3+S1+S3
Barnes	Brenda	Salisbury	MD	582	625 \$8	621	605	618	605	664 \$20	644 \$20	826 \$8
Bitner	Joann	Hanover	PA	555	528	521	546	563	495	538	503	689
Britton	Lyria	Highland Mills	NY	593	530	592	557	620	538	541	564	745
Franklin	Audrey	Highland Park	MI	558	597	580	564	574	597	556	530	738
Gembra	Cindy	Mundelein	IL	601	541	593	614 \$8	560	561	557	575	800
Hoge	Rhonda	Fargo	ND	568	559	556	550	535	598	554	524	752
Kean	Michelle	Millersville	MD	665 \$20	650 \$20	585	637 \$20	666 \$20	597	610 \$8	601	793
Kelly	Linda	Dayton	OH	559	559	695 \$20	604	580	629 \$8	581	603	844 \$20
Mounts	Nancy	Creve Coeur	IL	581	534	605	597	583	540	520	551	759
Pittenger	Donna	Fergus Falls	MN	510	573	666 \$8	522	593	634 \$20	572	566	768
Roy	Susan	West Dundee	IL	532	521	589	550	544	548	563	578	765
Schlecht	Jeanine	Springfield	IL	512	586	479	513	504	560	577	561	704
Walker	Andrea	Winder	GA	615	565	509	601	535	553	542	632 \$8	784
Zindel	Pamela	Wichita	KS	622 \$8	576	610	596	646 \$8	566	582	568	774

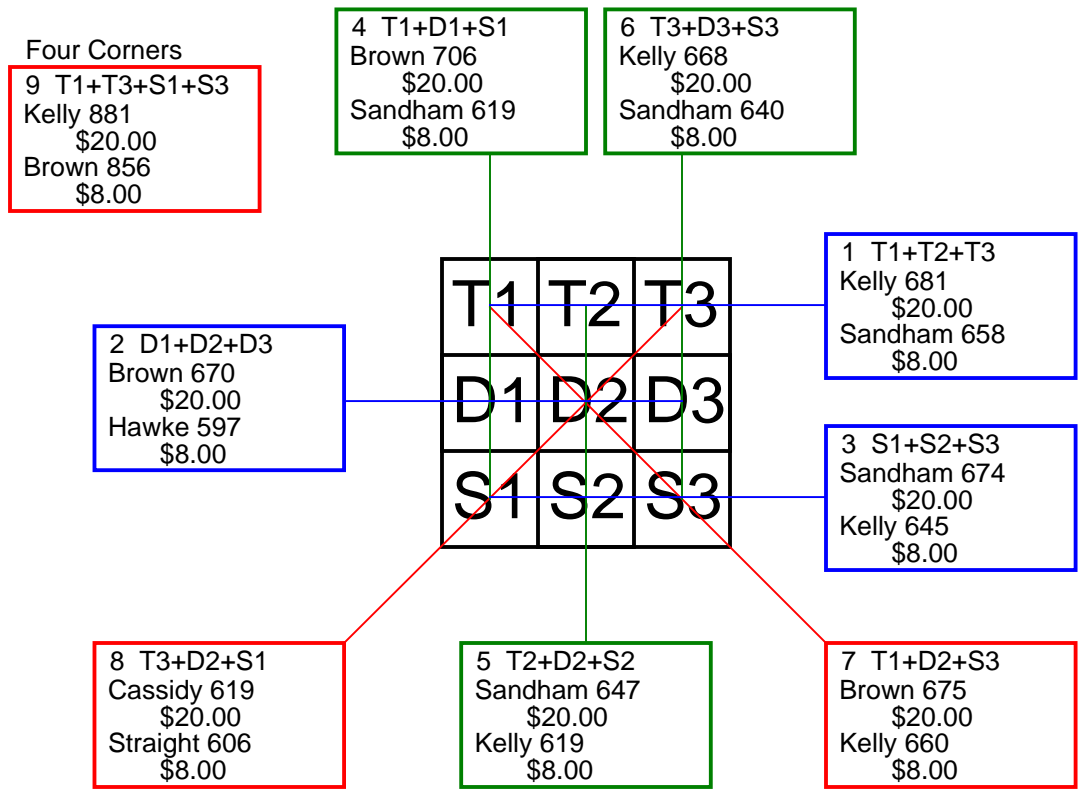




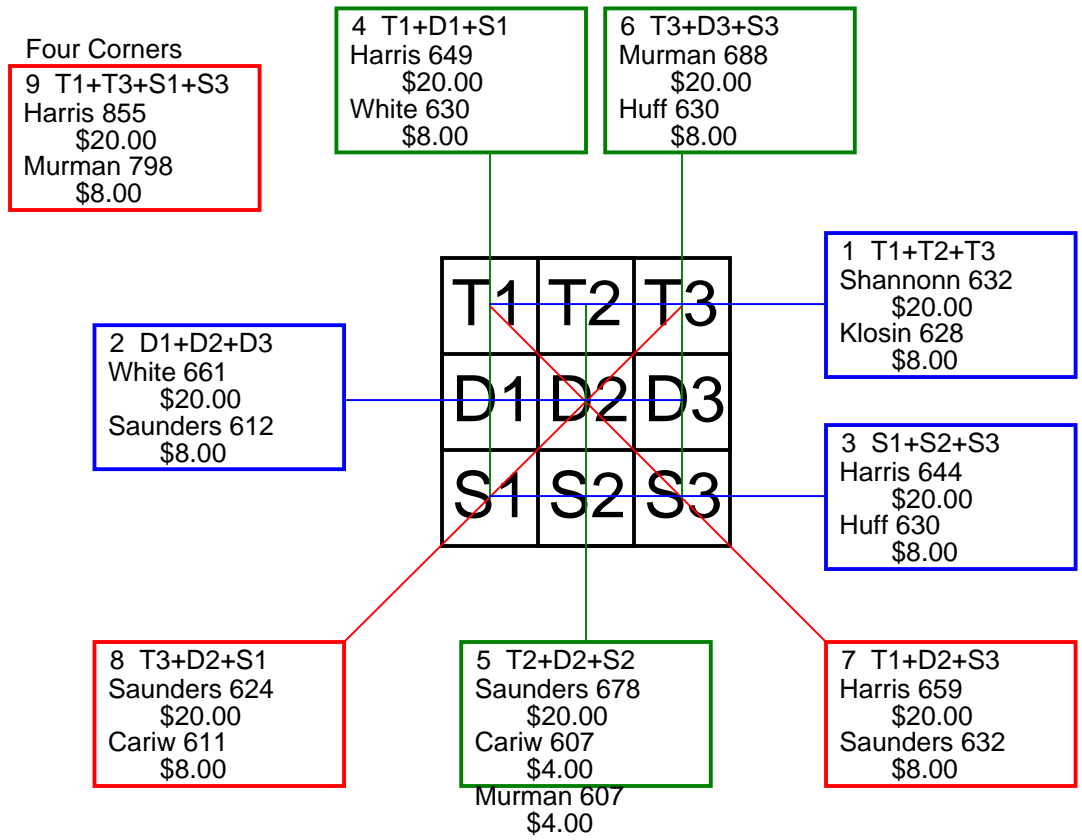
Last Name	First Name	City	State	T1+T2+T3	D1+D2+D3	S1+S2+S3	T1+D1+S1	T2+D2+S2	T3+D3+S3	T1+D2+S3	T3+D2+S1	T1+T3+S1+S3
Bryant	Brenda	El Sobrante	CA	581	603 \$4	586	583	622	565	600	590	760
Calyer	Peggy	Bradenton	FL	535	569	558	537	537	588 \$8	539	557	736
Crowley	Tee	Gilbert	AZ	553	460	468	495	472	514	499	500	699
Dayton	Betty	Clute	TX	558	551	549	520	592	546	569	543	714
Douglas	Lisa	East Orange	NJ	482	583	563	569	531	528	515	533	692
Fathauer	Norma	Sarasota	FL	529	574	593	598	543	555	602 \$8	538	766
Feamster	Sarah	Alderson	WV	623 \$20	586	681 \$8	659 \$20	648 \$20	583	580	598	830 \$20
Gaines	Andrea			601 \$8	603 \$4	585	603	634 \$8	552	598	593	765
Gilbert	JoAnn	Chicago	IL	597	551	608	569	626	561	644 \$20	613 \$8	805
Hoffmann	Cecelia	Itasca	IL	490	503	481	505	469	500	472	477	651
Stubblefield	Sue	Chuckey	TN	547	606 \$20	535	625 \$8	553	510	551	590	733
Trojan	Cindy	Chicago	IL	504	492	502	473	527	498	475	532	655
Ward	Christina	Jenison	MI	473	601	699 \$20	623	534	616 \$20	507	638 \$20	807 \$8
Watson	Linda	Costa Mesa	CA	585	518	513	502	554	560	554	554	732



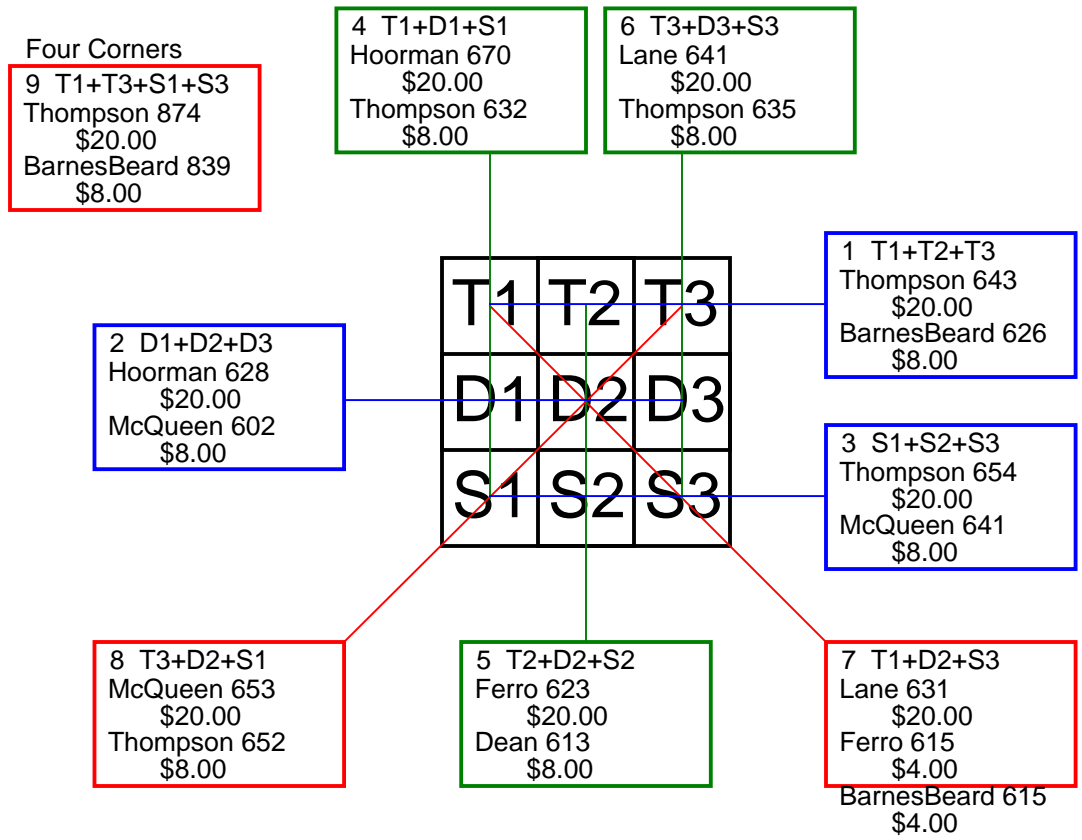
Last Name	First Name	City	State	T1+T2+T3	D1+D2+D3	S1+S2+S3	T1+D1+S1	T2+D2+S2	T3+D3+S3	T1+D2+S3	T3+D2+S1	T1+T3+S1+S3
Borroughs	Jackie	Prospect Park	PA	650	510	496	517	585	554	528	555	735
Brattin	Janice	Raleigh	NC	512	466	561	542	513	484	538	481	713
Brown	Stacey	Pompano Beach	FL	642	670 \$20	576	706 \$20	562	620	675 \$20	581	856 \$8
Cassidy	Sharon	San Mateo	CA	581	591	557	566	552	611	561	619 \$20	784
Harper	Evelyn	Irvington	NJ	573	521	532	554	500	572	525	527	754
Hawke	Toni	Franklin	PA	612	597 \$8	525	571	589	574	589	556	747
Hill	Alice	Galax	VA	527	543	577	528	598	521	540	581	711
Howard	LaVada	Rochester	NY	597	510	529	547	561	528	563	524	739
Kelly	Megan	Huber Heights	OH	681 \$20	530	645 \$8	569	619 \$8	668 \$20	660 \$8	569	881 \$20
Sandham	Olivia	Wichita	KS	658 \$8	574	674 \$20	619 \$8	647 \$20	640 \$8	628	558	852
Straight	Jean	Pasadena	MD	567	588	557	528	548	636	561	606 \$8	773
Tagliapietra	Carol	Eden	WI	469	496	516	463	461	557	508	478	678
Tudryn	Judy	Hickory Hills	IL	511	532	465	435	514	559	510	513	649
Zellmer	Debra	Muskego	WI	556	537	584	563	591	523	579	525	734



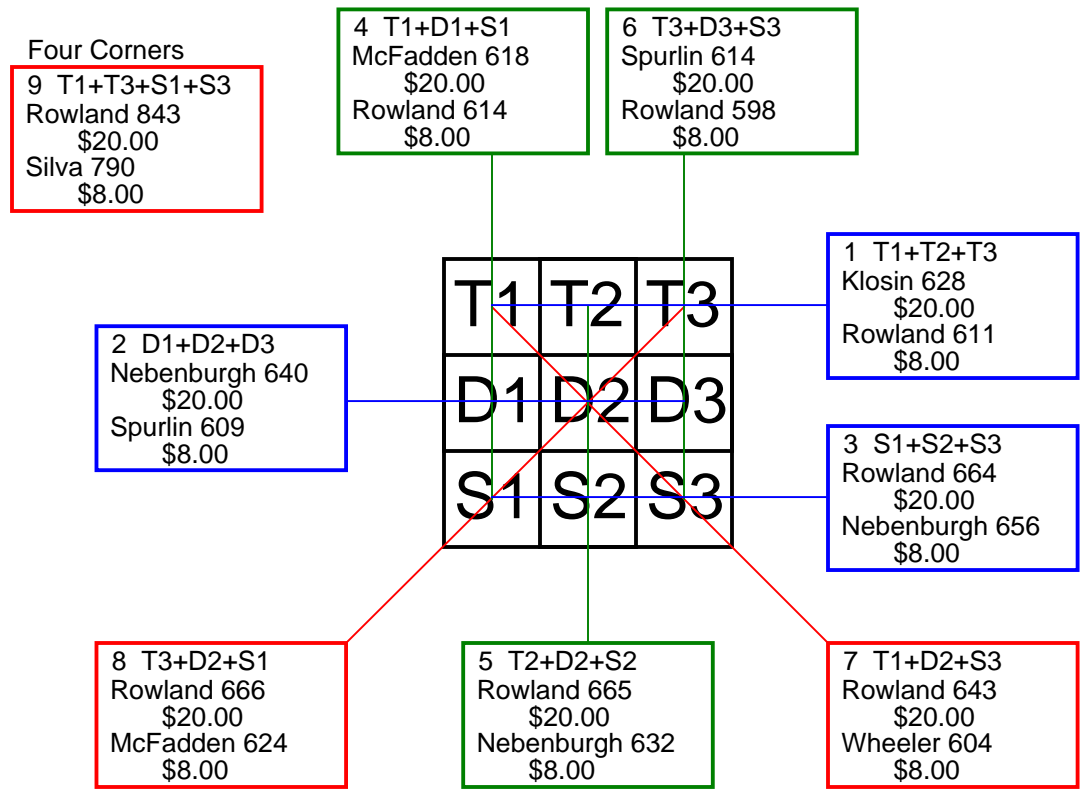
Last Name	First Name	City	State	T1+T2+T3	D1+D2+D3	S1+S2+S3	T1+D1+S1	T2+D2+S2	T3+D3+S3	T1+D2+S3	T3+D2+S1	T1+T3+S1+S3
Cariw	Rita	Galax	VA	583	552	569	520	607 \$4	577	537	611 \$8	746
Fredin	Sheryl	Oshkosh	WI	542	581	515	542	597	499	547	567	678
Griggie	Lucinda	None		568	108	108	244	270	270	244	270	442
Harris	Becky	Port Charlotte	FL	571	563	644 \$20	649 \$20	544	585	659 \$20	564	855 \$20
Hostetler	Gerry	Boise	ID	526	602	560	572	558	558	524	559	713
Huff	Robin	Paw Paw	MI	527	578	630 \$8	538	567	630 \$8	574	529	761
Klosin	Mariam	None		628 \$8	63	63	243	255	256	243	256	457
Murman	Michelle	Little Canada	MN	603	558	612	478	607 \$4	688 \$20	615	563	798 \$8
Reaney	Nancy	Tucson	AZ	527	565	560	559	541	552	515	565	724
Saunders	Debra	Prince George	VA	624	612 \$8	587	591	678 \$20	554	632 \$8	624 \$20	774
Shannonn	Michelle	Amanda	OH	632 \$20	600	477	597	553	559	554	518	728
Skophammer	Charlotte	Kingman	AZ	508	471	470	480	482	487	469	483	648
Turner	Dorothy	Detroit	MI	508	589	511	571	555	482	563	540	677
White	Brenda	Justice	IL	613	661 \$20	506	630 \$8	589	561	601	586	749



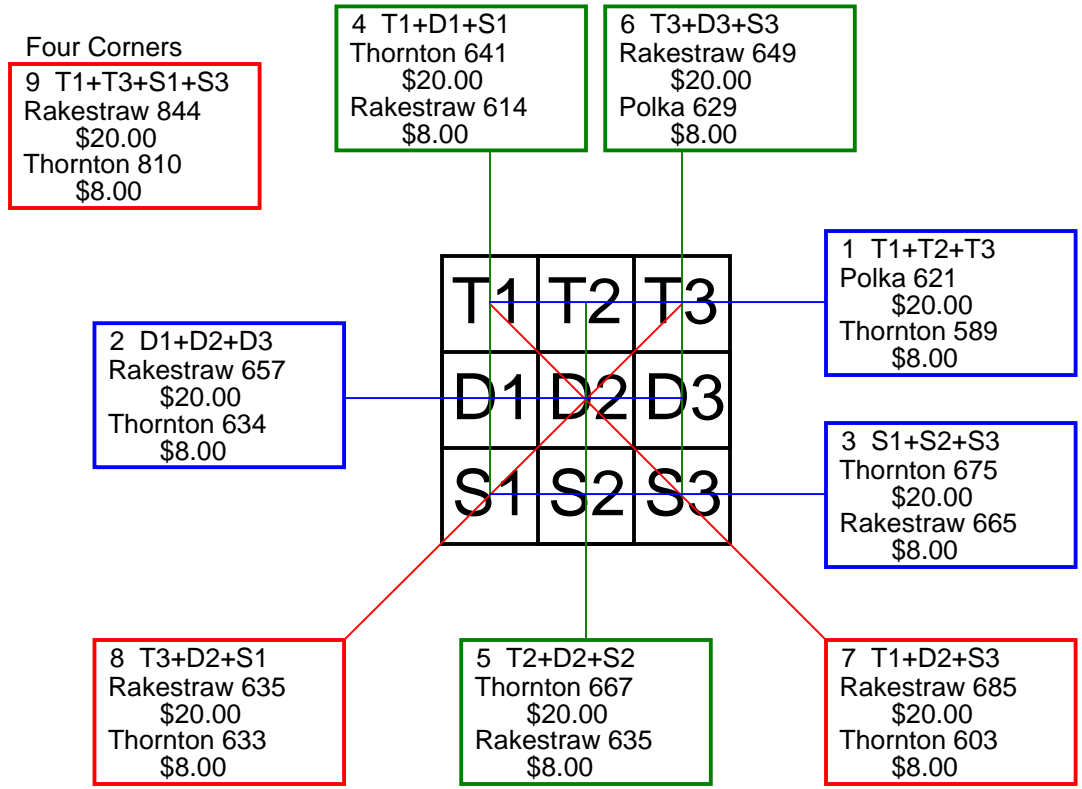
Last Name	First Name	City	State	T1+T2+T3	D1+D2+D3	S1+S2+S3	T1+D1+S1	T2+D2+S2	T3+D3+S3	T1+D2+S3	T3+D2+S1	T1+T3+S1+S3
BarnesBeard	Felicia	Philadelphia	PA	626 \$8	537	550	591	525	597	615 \$4	600	839 \$8
Berry	Naomi	Los Angeles	CA	604	601	507	592	554	566	593	534	747
Dean	Gina	Keokuk	IA	604	546	637	583	613 \$8	591	589	591	812
Ferro	Dawn	Elkhart	IN	620	586	560	531	623 \$20	612	615 \$4	533	754
Green	Tricia	Wayne	OH	573	566	632	630	579	562	518	606	792
Hoorman	Jaci	Coldwater	MI	585	628 \$20	600	670 \$20	571	572	580	601	803
Kohman	Lucinda	Abilene	KS	612	583	509	537	593	574	586	560	734
Lane	Rhonda	Indianapolis	IN	515	592	628	530	564	641 \$20	631 \$20	536	775
McQueen	Camille	Long Valley	NJ	527	602 \$8	641 \$8	600	574	596	589	653 \$20	810
Phillips	Sheri	Cordova	AL	468	520	579	491	502	574	500	492	694
Reilly	Linda	Browns Mills	NJ	536	465	461	516	465	481	488	518	690
Shorey	Donna	Anaheim	CA	552	600	596	583	607	558	551	554	729
Svihl	Carlene	Casa Grande	AZ	525	600	587	531	564	617	581	558	745
Thompson	Nancy	Austin	TX	643 \$20	571	654 \$20	632 \$8	601	635 \$8	578	652 \$8	874 \$20



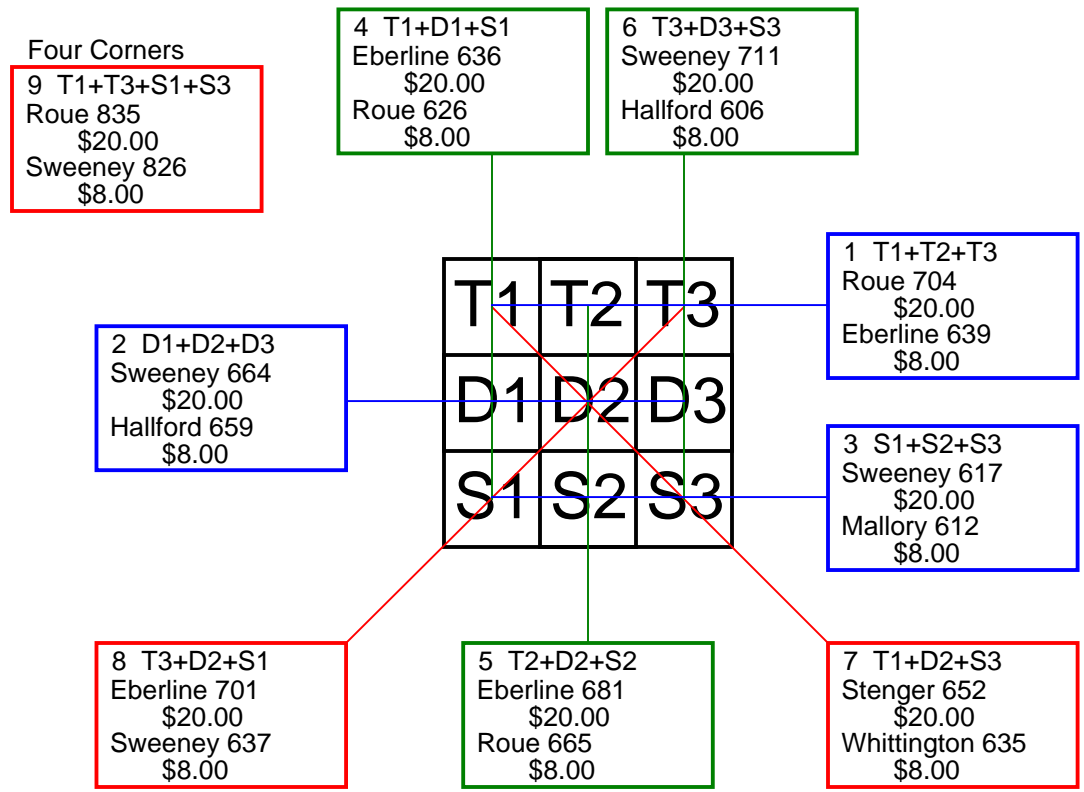
Last Name	First Name	City	State	T1+T2+T3	D1+D2+D3	S1+S2+S3	T1+D1+S1	T2+D2+S2	T3+D3+S3	T1+D2+S3	T3+D2+S1	T1+T3+S1+S3
Borgstahl	Sherill	Faribault	MN	569	566	572	535	576	596	550	606	762
Fisher	Deborah	Sand Springs	OK	493	39	39	165	210	196	165	196	335
Fitzkee	Donna	York	PA	602	550	553	588	578	539	518	560	744
Kempt	Alice	San Jose	CA	554	586	459	523	499	577	467	557	684
Klosin	Mariam	None		628 \$20	63	63	243	255	256	243	256	457
McFadden	Terri	Boulder	MT	561	584	545	618 \$20	559	513	562	624 \$8	760
Nebenburgh	Joanne	Brick	NJ	510	640 \$20	656 \$8	594	632 \$8	580	579	603	750
Pearson	Carla	Norfolk	VA	497	531	538	515	571	480	539	555	674
Perrine	Doris	Scranton	PA	554	584	600	575	608	555	590	586	756
Rowland	Linda	Hanover	PA	611 \$8	602	664 \$20	614 \$8	665 \$20	598 \$8	643 \$20	666 \$20	843 \$20
Scharko	Kathy	Chicago	IL	603	514	492	555	567	487	517	515	696
Silva	Veronica	Espanola	NM	610	549	616	569	618	588	571	583	790 \$8
Spurlin	Marty	Hampton	NE	552	609 \$8	565	521	591	614 \$20	583	543	726
Wheeler	Patricia	Spotsylvania	VA	564	504	616	547	568	569	604 \$8	506	778



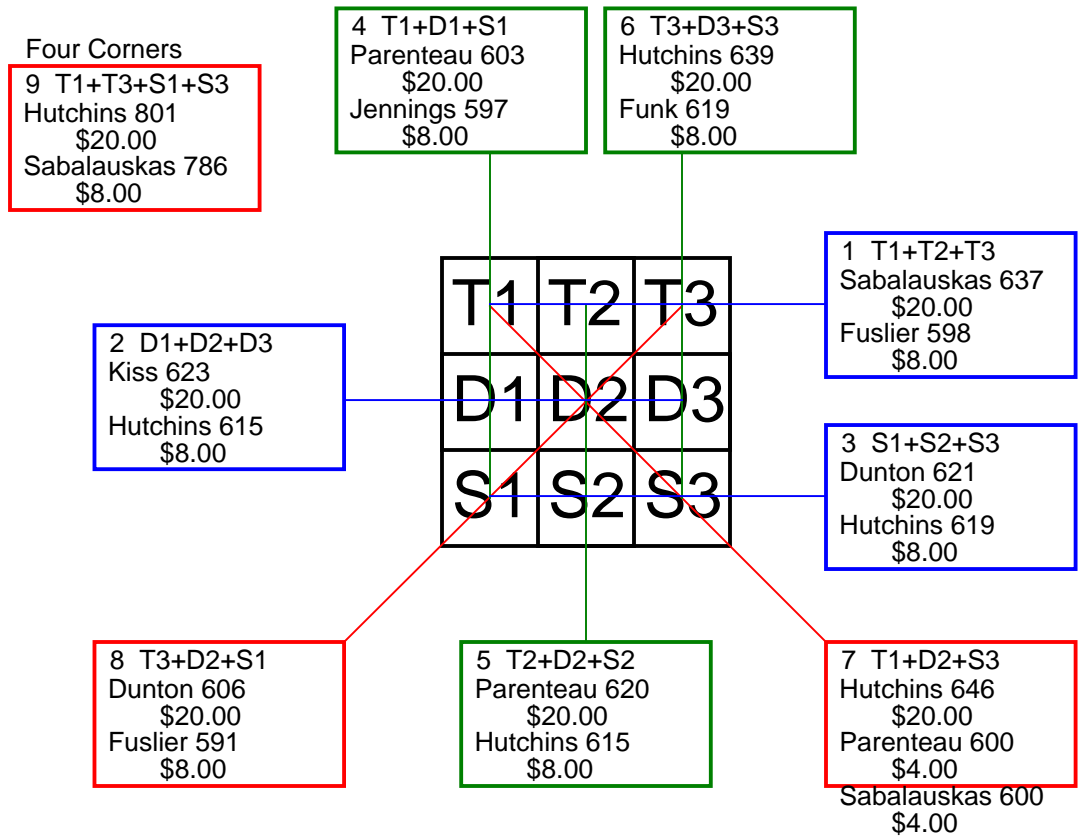
Last Name	First Name	City	State	T1+T2+T3	D1+D2+D3	S1+S2+S3	T1+D1+S1	T2+D2+S2	T3+D3+S3	T1+D2+S3	T3+D2+S1	T1+T3+S1+S3								
Bishop	Bonnie	Grovetown	GA	588	554	521	608	534	521	588	548	762								
Bogus	SherryLynne	Marysville	WA	509	586	524	514	559	546	542	514	668								
Bols	Diane	Plano	IL	488	580	542	539	526	545	533	517	686								
Bryant	Anna	S Toms River	NJ	576	530	542	526	554	568	504	588	740								
Doran	Flora	Mill Creek	WA	508	568	517	525	489	579	499	526	699								
Gullo	Dorothy	Lompoc	CA	521	544	575	507	593	540	544	517	689								
Hughes	Diane	Kendall Park	NJ	487	588	527	547	475	580	486	563	709								
Lewis	Diann	North Venice	FL	540	614	640	590	579	625	581	605	796								
Murrell	Alice	Louisville	KY	492	602	556	553	550	547	545	616	719								
Polka	Jennifer	Hoffman Estates	IL	621	\$20	552	528	544	528	629	\$8	535	566	781						
Rakestraw	Verna	Fremont	IN	576	657	\$20	665	\$8	614	\$8	635	\$8	649	\$20	685	\$20	635	\$20	844	\$20
Thornton	Cheryl	North Scituate	RI	589	\$8	634	\$8	675	\$20	641	\$20	667	\$20	590	603	\$8	633	\$8	810	\$8
Tollefson	Julie	Chino Valley	AZ	556	488	514	535	506	517	497	508	711								
Yarnell	Joani			529	448	473	488	511	451	461	459	634								



Last Name	First Name	City	State	T1+T2+T3	D1+D2+D3	S1+S2+S3	T1+D1+S1	T2+D2+S2	T3+D3+S3	T1+D2+S3	T3+D2+S1	T1+T3+S1+S3
Bensman	Janice	Anna	OH	547	565	542	557	573	524	542	523	699
Bodensick	Kelly	Bozman	MD	470	616	545	577	495	559	536	521	699
Dragone	Lisa	Yonkers	NY	554	478	567	518	499	582	534	547	775
Eberline	Debbie	Fayetteville	NC	639 \$8	651	609	636 \$20	681 \$20	582	622	701 \$20	819
Farmer	Elizabeth	Lockport	IL	531	531	530	518	497	577	541	542	737
Hallford	Jacqueline	Farmington	NM	583	659 \$8	594	608	622	606 \$8	626	601	779
Holm	Bernita	San Carlos	CA	535	573	554	516	613	533	566	540	686
Lanier	Pat	New Point	VA	592	558	542	534	591	567	609	576	757
Mallory	Yolanda	Bellwood	IL	533	556	612 \$8	543	616	542	567	577	734
Morgan	Carlene	Wellsburg	WV	519	582	556	567	567	523	516	604	712
Roue	Darlene	Fosston	MN	704 \$20	551	584	626 \$8	665 \$8	548	632	627	835 \$20
Stenger	Bev	Red Bank	NJ	572	617	539	526	606	596	652 \$20	510	724
Sweeney	Millie	Victoria	TX	586	664 \$20	617 \$20	576	580	711 \$20	595	637 \$8	826 \$8
Whittington	Edie	Vicksburg	MS	624	619	575	613	624	581	635 \$8	588	791

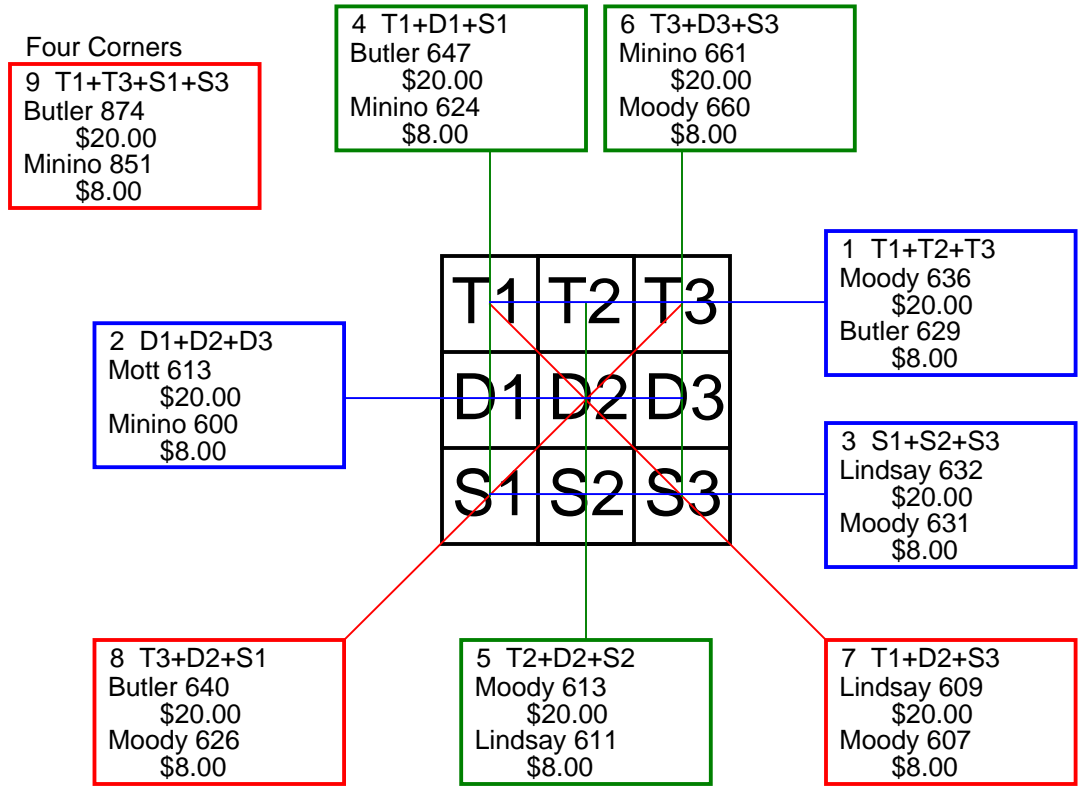


Last Name	First Name	City	State	T1+T2+T3	D1+D2+D3	S1+S2+S3	T1+D1+S1	T2+D2+S2	T3+D3+S3	T1+D2+S3	T3+D2+S1	T1+T3+S1+S3
Carpenter	Marilyn	Pawtucket	RI	523	486	498	499	489	519	449	566	693
Copley	Becky	Taylor	MI	552	582	532	530	598	538	548	550	690
Dunton	Mary	Buena Park	CA	560	591	621 \$20	565	614	593	570	606 \$20	770
Funk	Kelly	Tripoli	IA	584	520	544	486	543	619 \$8	517	572	753
Fuslier	Debbie	Sulphur	LA	598 \$8	598	544	529	594	617	530	591 \$8	739
Hutchins	Luann	Saint George	UT	583	615 \$8	619 \$8	563	615 \$8	639 \$20	646 \$20	583	801 \$20
Jennings	Ferna Kay	Salina	KS	540	563	562	597 \$8	551	517	597	557	752
Kiss	Amanda	Tallmadge	OH	459	623 \$20	547	553	544	532	553	551	676
Lacy	Diane	Auburn	WA	561	583	558	527	586	589	558	590	738
Parenteau	Doris	Zim	MN	582	608	613	603 \$20	620 \$20	580	600 \$4	551	767
Sabalauskas	Jodi	Pittsburgh	PA	637 \$20	548	549	588	579	567	600 \$4	544	786 \$8
Shirer	Ann	Jackson	SC	524	525	539	557	532	499	535	533	710
Snipes	Vickie	Waldorf	MD	542	508	584	539	527	568	580	544	774
Srebalus	Beatrice	Chicago	IL	544	601	595	588	608	544	572	577	737

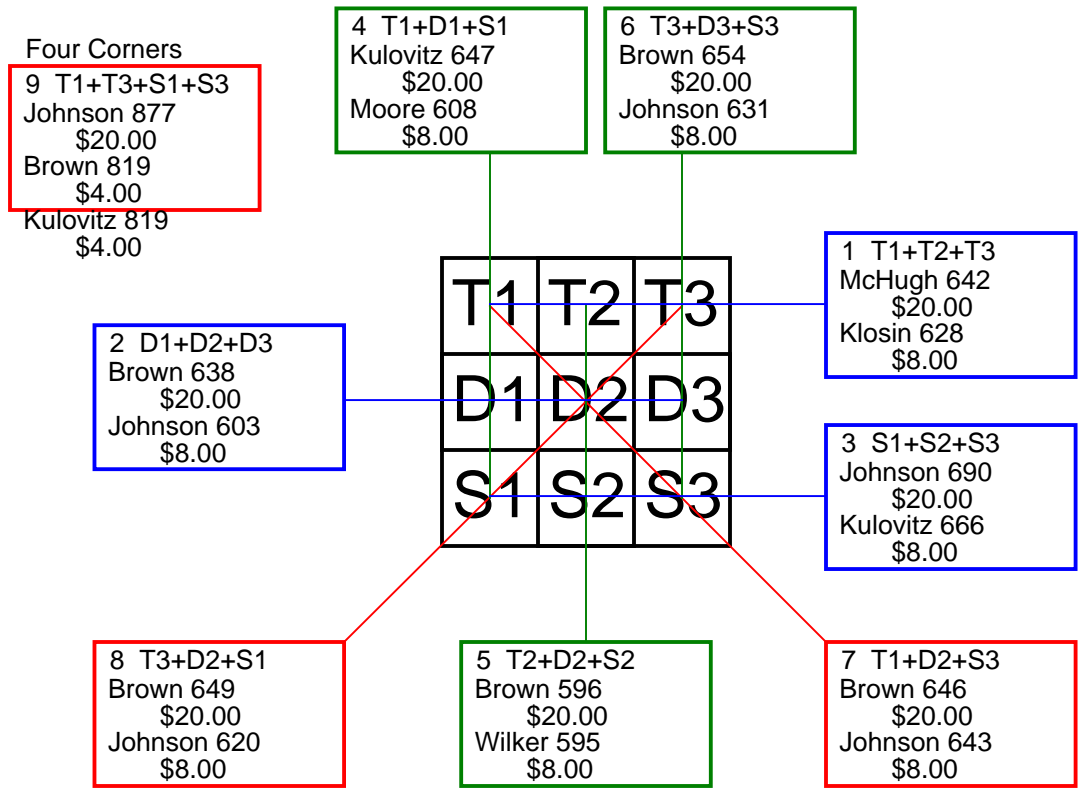




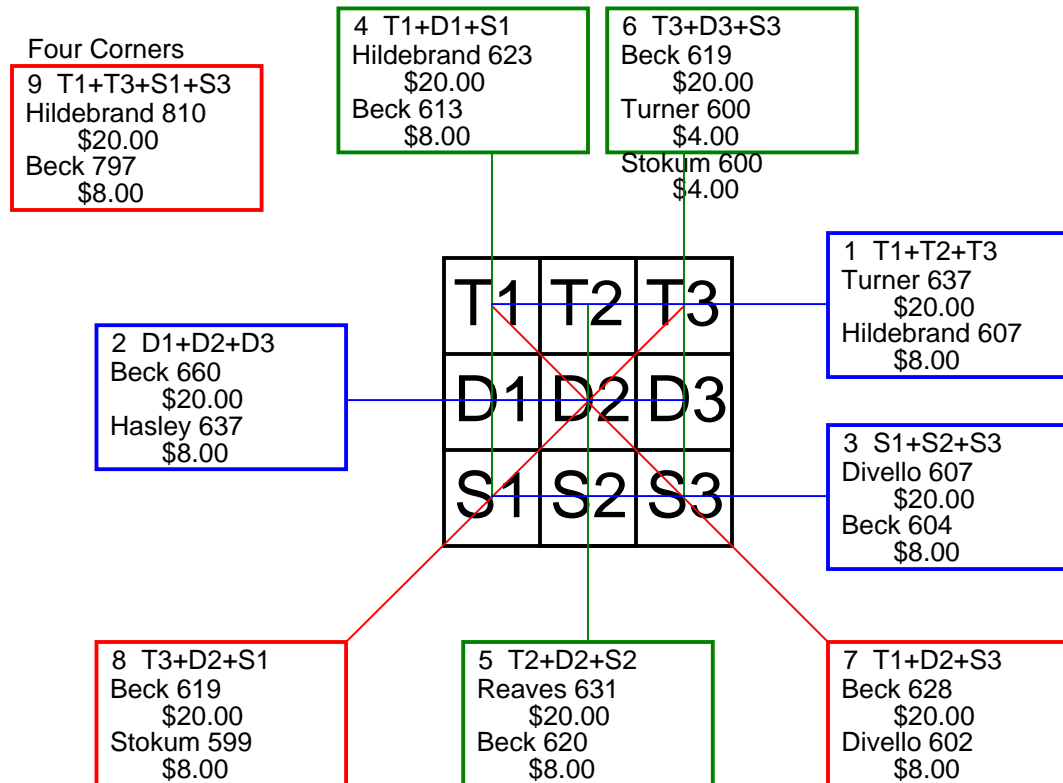
Last Name	First Name	City	State	T1+T2+T3	D1+D2+D3	S1+S2+S3	T1+D1+S1	T2+D2+S2	T3+D3+S3	T1+D2+S3	T3+D2+S1	T1+T3+S1+S3
Butler	Christel	Kannapolis	NC	629 \$8	509	601	647 \$20	541	551	604	640 \$20	874 \$20
Cox	Susan	Flower Mound	TX	545	598	534	538	604	535	551	545	682
Geier	Karla	Mundelein	IL	537	579	544	600	524	536	491	507	704
Lindsay	Sue	Commerce Townsh	MI	548	573	632 \$20	559	611 \$8	583	609 \$20	599	782
Martinez	Patrice	Andrews Afb	MD	606	507	615	594	552	582	565	581	828
Minino	Suzy	Omaha	NE	574	600 \$8	617	624 \$8	506	661 \$20	597	586	851 \$8
Mitchell	Bobbi	Van Buren	AR	546	577	554	543	542	592	547	500	721
Moody	Dywynn	Chillicothe	OH	636 \$20	563	631 \$8	557	613 \$20	660 \$8	607 \$8	626 \$8	847
Mott	Adria	Chicago	IL	584	613 \$20	588	565	582	638	594	623	799
Nephew	Suzette	Plattsburgh	NY	549	533	486	496	537	535	579	522	699
WeaverPurdy	Elaine	Gurnee	IL	517	561	528	521	540	545	540	586	712
Wiley	Sharon	West Salem	IL	565	562	603	556	601	573	563	589	762
Wilson	Violet	Signal Hill	CA	476	499	521	473	544	479	482	496	628
Wright	Vanessa	North Brunswick	NJ	478	562	568	547	587	474	539	496	651



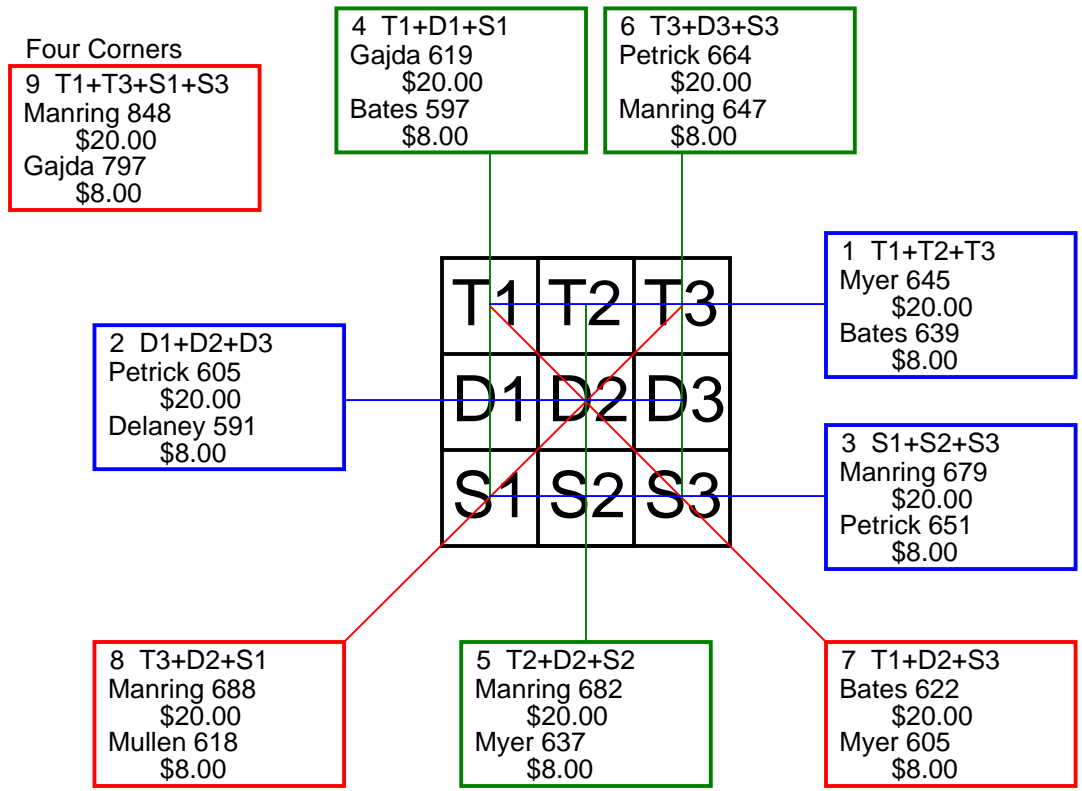
Last Name	First Name	City	State	T1+T2+T3	D1+D2+D3	S1+S2+S3	T1+D1+S1	T2+D2+S2	T3+D3+S3	T1+D2+S3	T3+D2+S1	T1+T3+S1+S3
Bernstein	Angie	Dayton	OH	583	520	572	583	526	566	546	548	784
Berry	Edna	Saint Petersburg	FL	582	508	589	562	566	551	553	604	789
Brown	Dee	Detroit Lakes	MN	571	638 \$20	606	565	596 \$20	654 \$20	646 \$20	649 \$20	819 \$4
Delaney	Ruth	San Luis Obispo	CA	530	591	531	575	529	548	554	569	729
Error	Jill	Stafford	TX	541	174	174	292	292	305	292	305	481
Johnson	Cynthia	Amite	LA	580	526	690 \$20	579	586	631 \$8	643 \$8	620 \$8	877 \$20
Johnson	Denise	Durango	CO	547	603 \$8	548	536	583	579	529	571	708
Klosin	Mariam	None		628 \$8	63	63	243	255	256	243	256	457
Kulovitz	Janet	Tinley Park	IL	516	582	666 \$8	647 \$20	530	587	580	573	819 \$4
McHugh	Jess	Mantorville	MN	642 \$20	564	538	595	577	572	561	558	775
Moore	Melanie	Sacramento	CA	518	600	601	608 \$8	560	551	574	609	767
Pavlovich	Donna	Schererville	IN	575	559	537	564	519	588	561	554	767
Rodman	Linda	Clifton Springs	NY	545	580	542	557	559	551	604	590	750
Wilker	Pat	Faribault	MN	605	566	596	599	595 \$8	573	597	573	794



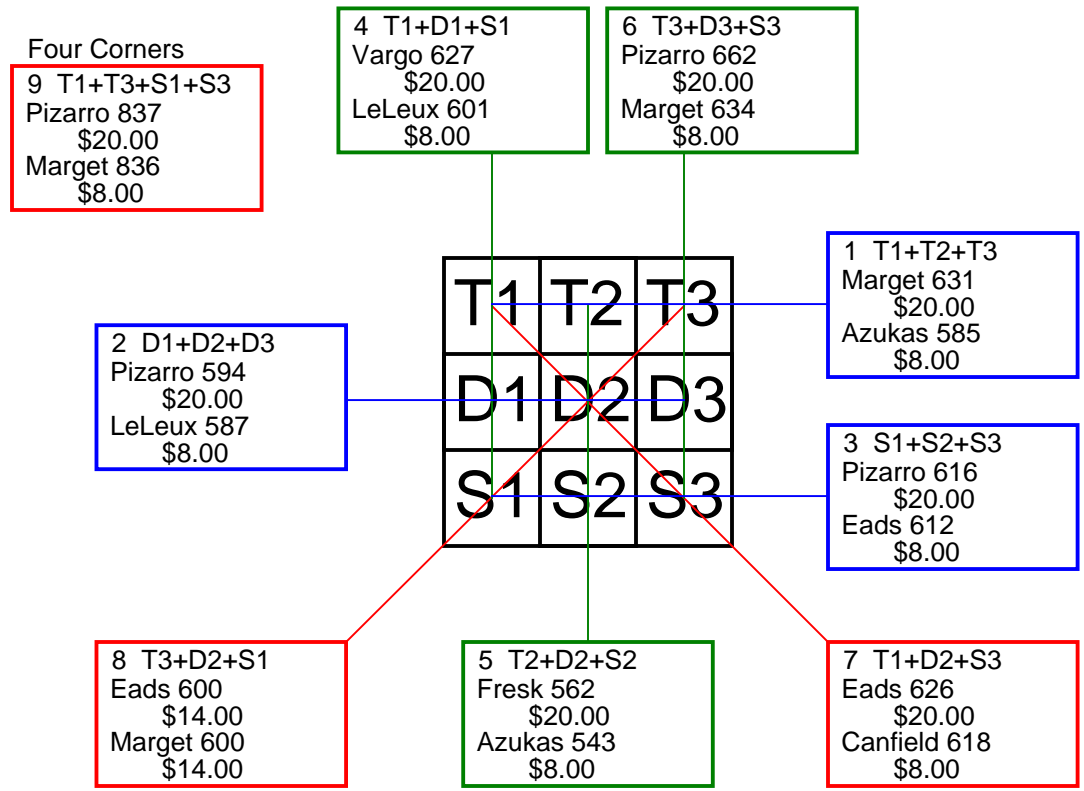
Last Name	First Name	City	State	T1+T2+T3	D1+D2+D3	S1+S2+S3	T1+D1+S1	T2+D2+S2	T3+D3+S3	T1+D2+S3	T3+D2+S1	T1+T3+S1+S3
Beasley	Michelle	Edgewater	MD	548	561	587	581	560	555	486	596	744
Beck	Amanda	Commack	NY	588	660 \$20	604 \$8	613 \$8	620 \$8	619 \$20	628 \$20	619 \$20	797 \$8
Bowles	Jenese	None		476	162	162	266	276	258	266	258	416
Divello	Gloria	Orange	TX	503	560	607 \$20	565	548	557	602 \$8	548	758
Hasley	Sharon	Rochester	MN	528	637 \$8	578	601	593	549	579	594	733
Hildebrand	Stefanie	Glendale	WI	607 \$8	570	587	623 \$20	558	583	598	560	810 \$20
Morrison	Frieda	Twining	MI	596	473	546	538	533	544	555	540	771
Mortenson	Tricia	Milford	NJ	516	135	135	248	260	278	248	278	436
Prince	Tina	Waukegan	IL	519	500	558	580	487	510	522	536	746
Reaves	Alberta	Columbus	GA	581	535	585	524	631 \$20	546	539	566	725
Reid	Chauntann	Philadelphia	PA	574	596	500	563	559	548	487	535	684
Stokum	Joann	Chesterton	IN	581	573	514	532	536	600 \$4	554	599 \$8	757
Turner	LoriJo	Sauk Rapids	MN	637 \$20	607	530	600	574	600 \$4	580	595	787
Woessner	Cheryl	Saint Paul	MN	504	497	501	417	535	550	483	479	634



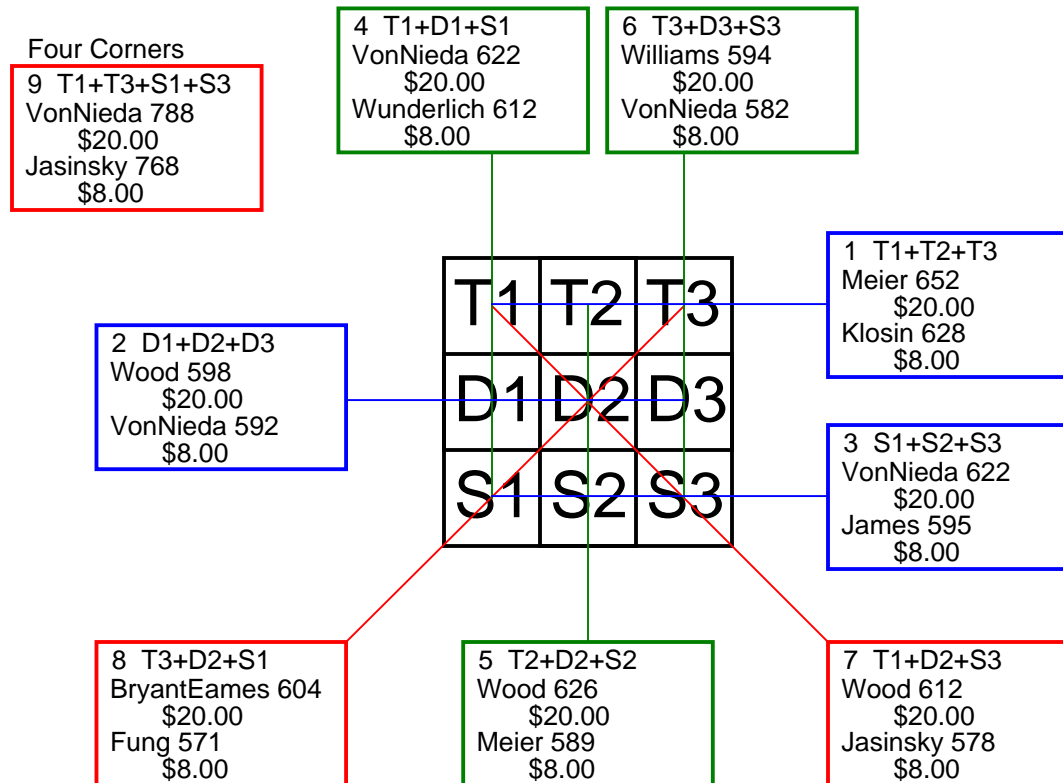
Last Name	First Name	City	State	T1+T2+T3	D1+D2+D3	S1+S2+S3	T1+D1+S1	T2+D2+S2	T3+D3+S3	T1+D2+S3	T3+D2+S1	T1+T3+S1+S3
Bates	Lois	Niles	MI	639 \$8	585	558	597 \$8	615	570	622 \$20	521	769
Delaney	Ruth	San Luis Obispo	CA	530	591 \$8	531	575	529	548	554	569	729
Gajda	Nancy	Schererville	IN	604	551	565	619 \$20	528	573	544	565	797 \$8
Griveas	Marilyn	Stafford	VA	499	515	512	499	545	482	528	472	644
Hoehler	Joy	Huffman	TX	489	561	474	487	502	535	512	510	648
Huggins	Carolyn	Hope Mills	NC	592	495	556	514	548	581	562	563	775
Manring	Kelly	Belvidere	IL	633	556	679 \$20	539	682 \$20	647 \$8	596	688 \$20	848 \$20
Meteer	Shirley	Wesson	MS	547	562	575	538	608	538	548	560	712
Mullen	Darlene	Bellwood	IL	466	556	501	497	510	516	505	618 \$8	679
Myer	Linda	Falling Waters	WV	645 \$20	566	550	577	637 \$8	547	605 \$8	562	761
Petrick	Jennifer	Canton	OH	555	605 \$20	651 \$8	545	602	664 \$20	573	535	772
Sale	Linda	Youngstown	FL	526	489	469	497	497	490	515	547	686
Wade	Vanessa	Canon City	CO	591	553	600	547	607	590	559	553	760
Wright	Margie	Plainview	TX	507	547	574	519	558	551	528	604	726



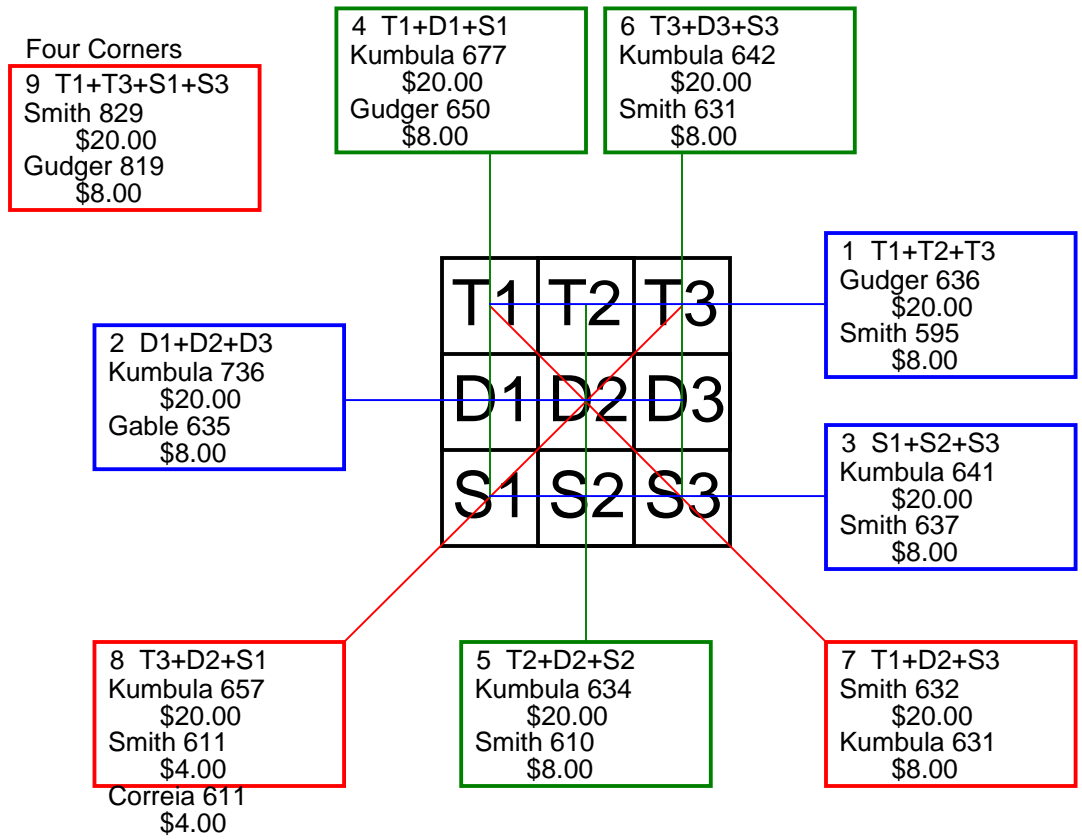
Last Name	First Name	City	State	T1+T2+T3	D1+D2+D3	S1+S2+S3	T1+D1+S1	T2+D2+S2	T3+D3+S3	T1+D2+S3	T3+D2+S1	T1+T3+S1+S3
Azukas	Marsha	Wallingford	CT	585 \$8	585	513	594	543 \$8	546	566	562	746
Canfield	Connie	East Jewett	NY	523	562	573	574	537	547	618 \$8	547	761
Dalrymple	Margaret	Laurel	IN	547	508	609	555	524	585	538	499	767
Eads	Pam	Kokomo	IN	555	554	612 \$8	566	529	626	626 \$20	600 \$14	834
Fresk	Laura	Windom	MN	511	555	588	523	562 \$20	569	525	498	699
Holland	Doris	Apopka	FL	529	568	560	547	536	574	534	580	740
Johnson	Doris	Tucson	AZ	484	501	537	519	498	505	508	561	705
LeLeux	Donna	Sulphur	LA	533	587 \$8	528	601 \$8	537	510	573	515	712
Marget	Diane	Champlin	MN	631 \$20	503	573	568	505	634 \$8	510	600 \$14	836 \$8
Molina	Imelda	West Covina	CA	489	502	563	501	532	521	453	553	682
Pizarro	Veronica	Chicago	IL	578	594 \$20	616 \$20	600	526	662 \$20	586	589	837 \$20
Rock	Sally	Plattsburgh	NY	542	520	506	509	530	529	469	526	677
Smerecki	Eva	Norristown	PA	480	558	529	524	523	520	558	534	688
Vargo	Dawn	Hayes	VA	549	569	532	627 \$20	498	525	580	540	762



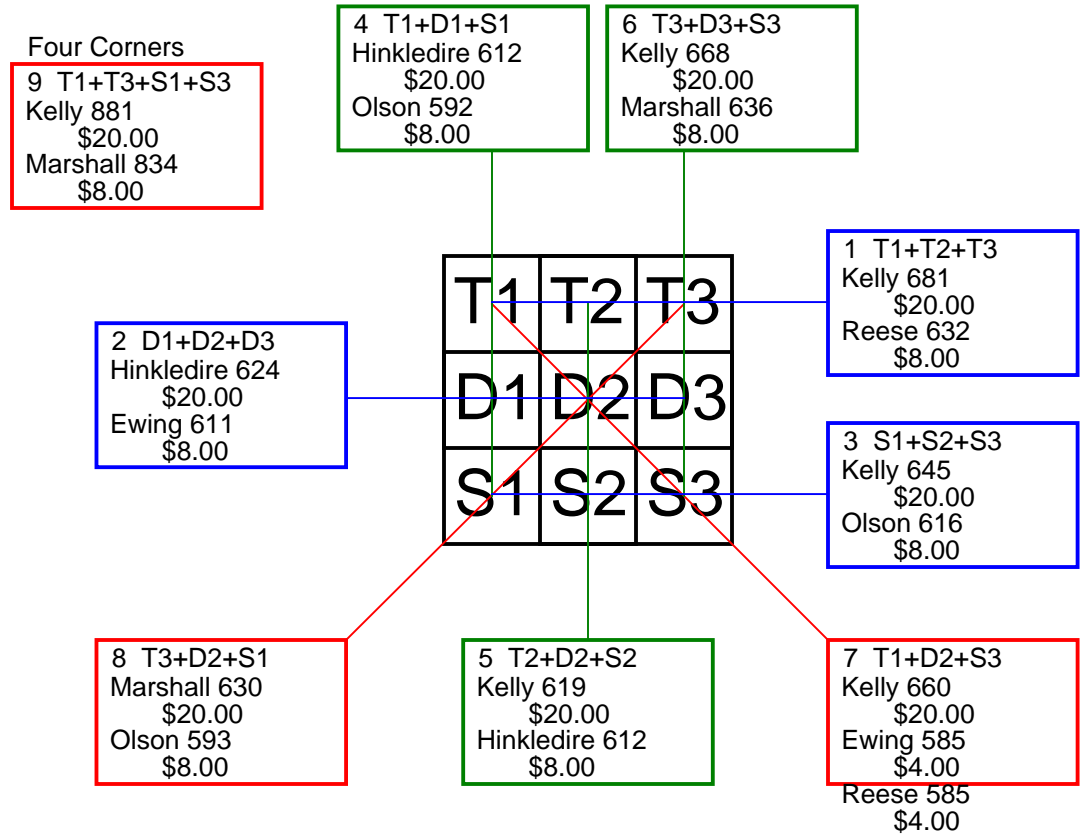
Last Name	First Name	City	State	T1+T2+T3	D1+D2+D3	S1+S2+S3	T1+D1+S1	T2+D2+S2	T3+D3+S3	T1+D2+S3	T3+D2+S1	T1+T3+S1+S3
BryantEames	Joycelyn	Chicago	IL	560	566	557	539	580	564	530	604 \$20	736
Collado	Mary	Des Plaines	IL	534	459	538	511	533	487	450	533	687
Fechner	Shari	Rapid City	SD	535	541	487	521	512	530	475	485	660
Fung	Patty	Los Alamitos	CA	485	521	553	539	508	512	523	571 \$8	718
Gurney	Connye	Everman	TX	519	545	572	531	560	545	524	550	712
James	Jowanna	Sweeny	TX	477	525	595 \$8	551	523	523	523	551	724
Jasinsky	Lisa	West Jefferson	OH	568	568	525	582	508	571	578 \$8	556	768 \$8
Klosin	Mariam	None		628 \$8	63	63	243	255	256	243	256	457
McAbee	Traci	Hampton	VA	606	505	536	566	542	539	486	561	749
Meier	Peggy	Davenport	IA	652 \$20	544	489	547	589 \$8	549	536	523	721
VonNieda	Patricia	Fredericksburg	VA	533	592 \$8	622 \$20	622 \$20	543	582 \$8	571	569	788 \$20
Williams	Catrina	Houston	TX	572	517	538	527	506	594 \$20	560	506	758
Wood	Karen	Vicksburg	MS	575	598 \$20	587	570	626 \$20	564	612 \$20	551	745
Wunderlich	Cindy	Mukwonago	WI	557	520	538	612 \$8	488	515	555	499	756



Last Name	First Name	City	State	T1+T2+T3	D1+D2+D3	S1+S2+S3	T1+D1+S1	T2+D2+S2	T3+D3+S3	T1+D2+S3	T3+D2+S1	T1+T3+S1+S3
Bridgeman	Tami	Uniontown	OH	507	526	567	546	490	564	523	538	743
Cain	Helen	Goldsboro	NC	498	576	539	523	562	528	564	571	695
Channell	Jane	Ijamsville	MD	508	539	593	580	534	526	542	598	758
Correia	Shirlanna	Traverse City	MI	571	563	504	568	597	473	536	611 \$4	701
Daniel	Melody	Hayes	VA	551	596	516	510	592	561	520	510	660
Gable	Betty	Cumberland	MD	562	635 \$8	580	639	551	587	544	587	771
Gudger	Beatrice	Bladensburg	MD	636 \$20	599	585	650 \$8	601	569	612	605	819 \$8
Kumbula	Krystal	Cottage Grove	MN	576	736 \$20	641 \$20	677 \$20	634 \$20	642 \$20	631 \$8	657 \$20	818
Leis	Terry	Cape Coral	FL	514	568	532	556	544	514	542	548	698
Mirro	Michele	Wantagh	NY	475	418	466	459	438	462	508	448	654
Ray-Caine	Betty	Southfield	MI	502	540	580	466	560	596	544	503	697
Smith	Cindy	Towanda	KS	595 \$8	621	637 \$8	612	610 \$8	631 \$8	632 \$20	611 \$4	829 \$20
Taft	Margie	Bloomfield	NM	529	607	547	555	551	577	612	594	752
Truett	Cathy	Lebanon	OH	531	568	562	581	514	566	531	546	745

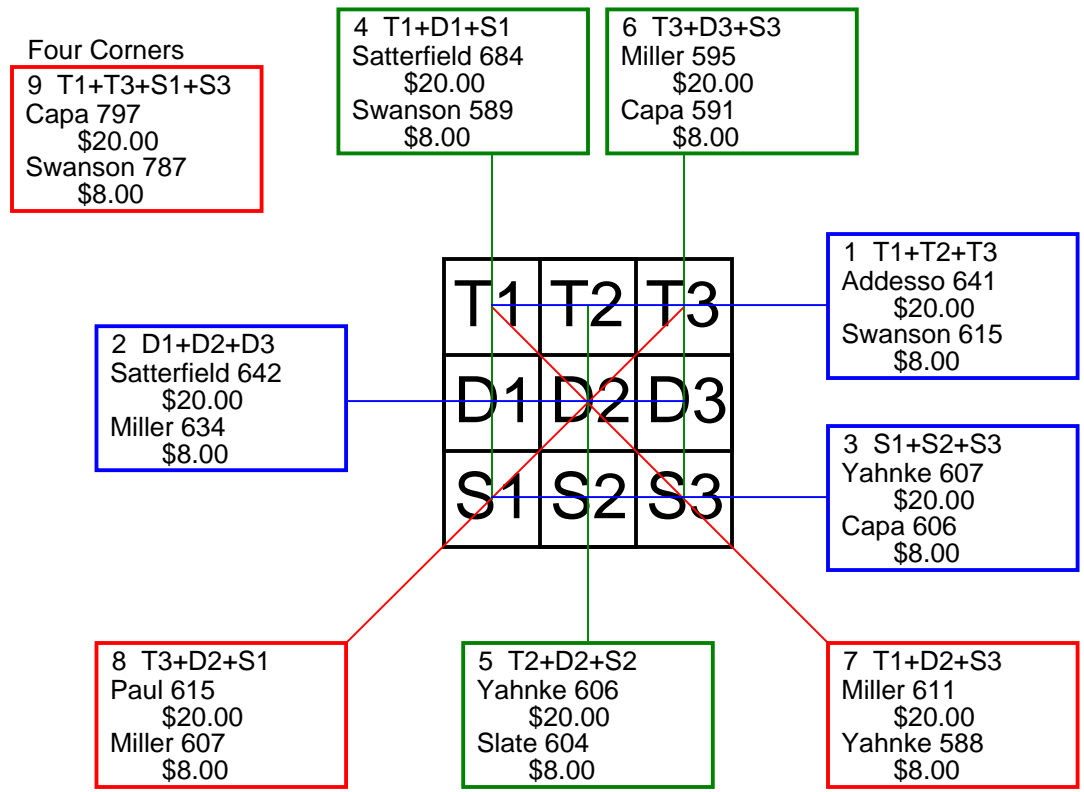


Last Name	First Name	City	State	T1+T2+T3	D1+D2+D3	S1+S2+S3	T1+D1+S1	T2+D2+S2	T3+D3+S3	T1+D2+S3	T3+D2+S1	T1+T3+S1+S3
Bare	Karen	San Diego	CA	499	521	557	493	497	587	509	536	721
Church	Wendy	Cameron	NC	567	585	526	576	569	533	521	537	702
Cox	Karen	Saint Paul	MN	558	529	473	550	502	508	485	509	684
Ewing	Jerri	Gainesville	FL	576	611 \$8	536	563	540	620	585 \$4	560	763
Guevara	G	Las Vegas	NV	570	517	566	490	586	577	532	477	703
Gugin	Judy	Meridian	ID	479	521	542	515	514	513	468	573	685
Hinkledire	Jane	Independence	MO	519	624 \$20	610	612 \$20	612 \$8	529	516	592	714
Kelly	Megan	Huber Heights	OH	681 \$20	530	645 \$20	569	619 \$20	668 \$20	660 \$20	569	881 \$20
Kubney	Crystal			557	525	522	510	522	572	502	526	714
Lovell	Glenda	Cincinnati	OH	509	595	546	553	552	545	481	544	677
Marshall	Marsha	Rockwood	TN	614	545	611	561	573	636 \$8	568	630 \$20	834 \$8
McMillan	Thonda	Ellenwood	GA	594	552	494	578	527	535	556	524	734
Olson	JoAnn	Hutchinson	MN	550	535	616 \$8	592 \$8	557	552	547	593 \$8	786
Reese	Jan	Owatonna	MN	632 \$8	523	604	575	583	601	585 \$4	527	806

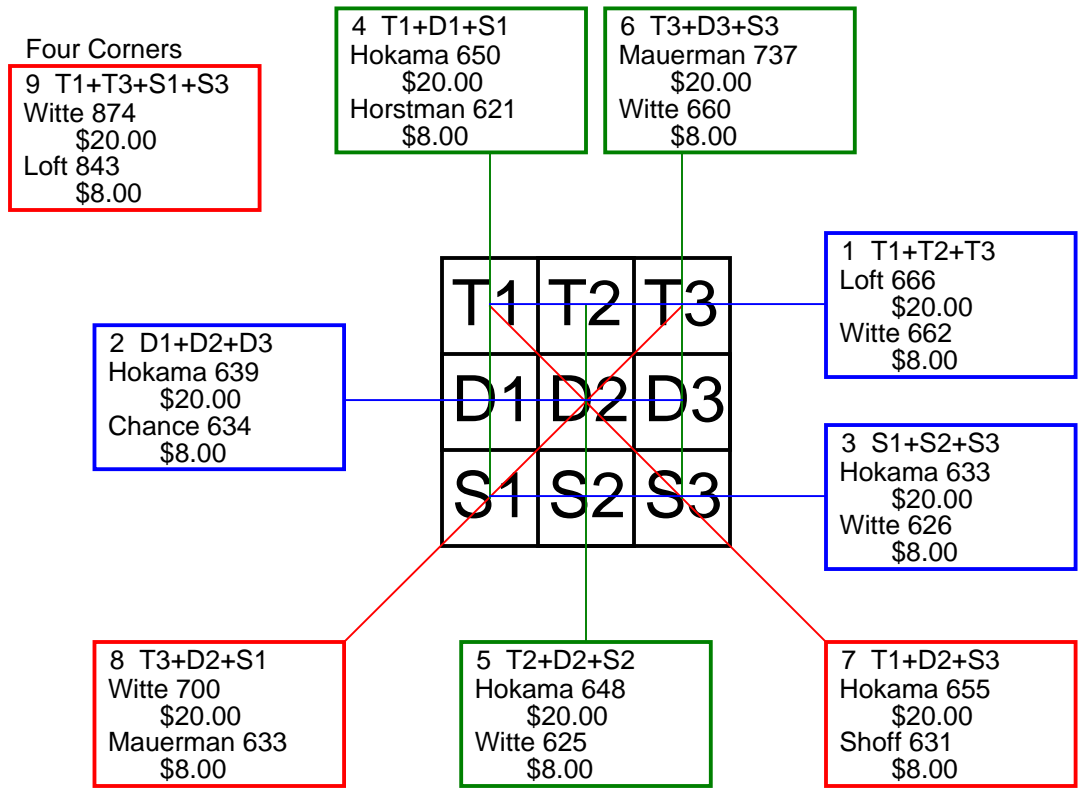




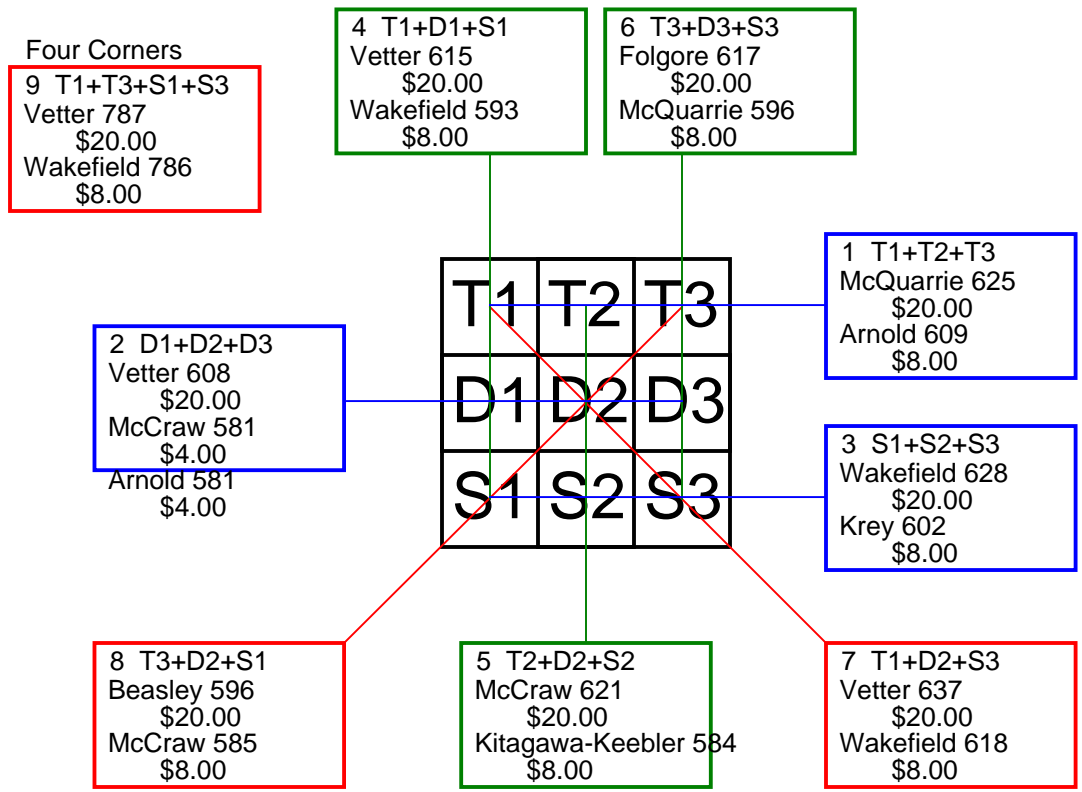
Last Name	First Name	City	State	T1+T2+T3	D1+D2+D3	S1+S2+S3	T1+D1+S1	T2+D2+S2	T3+D3+S3	T1+D2+S3	T3+D2+S1	T1+T3+S1+S3		
Addesso	Lucy	Fayetteville	NC	641	\$20	509	471	553	534	534	522	515	731	
Brown	Arthalia	Freeport	NY	548		520	553	567	553	501	543	539	726	
Capa	Imelda	Des Plaines	IL	554		554	606 \$8	588	535	591 \$8	572	569	797 \$20	
Carlson	Mary	Willowbrook	IL	575		501	472	513	526	509	500	519	687	
Friedman	Alene	Sherman Oaks	CA	520		561	524	514	571	520	549	563	686	
Howell	Gwendolyn	Philadelphia	PA	545		505	570	563	542	515	536	568	750	
Inman	Peggy	San Jose	CA	495		555	476	535	497	494	423	480	617	
Miller	Juanita	Chesapeake	VA	553	\$8	634	\$8	548	558	595 \$20	611 \$20	607 \$8	768	
Paul	Nancy	Orlando	FL	531		616	602	586	591	572	563	615 \$20	754	
Robertson	Marie	Levittown	PA	498		537	578	471	558	584	559	577	724	
Satterfield	Tonya	Garner	NC	571	\$20	642	\$20	576	684 \$20	545	560	582	563	783
Slate	Karen	Meade	KS	607		550	593	566	604 \$8	580	566	582	780	
Swanson	Tiffany	Salina	KS	615	\$8	518	598	589 \$8	593	549	584	537	787 \$8	
Yahnke	Joan	Brookfield	WI	567		576	607 \$20	575	606 \$20	569	588 \$8	556	760	



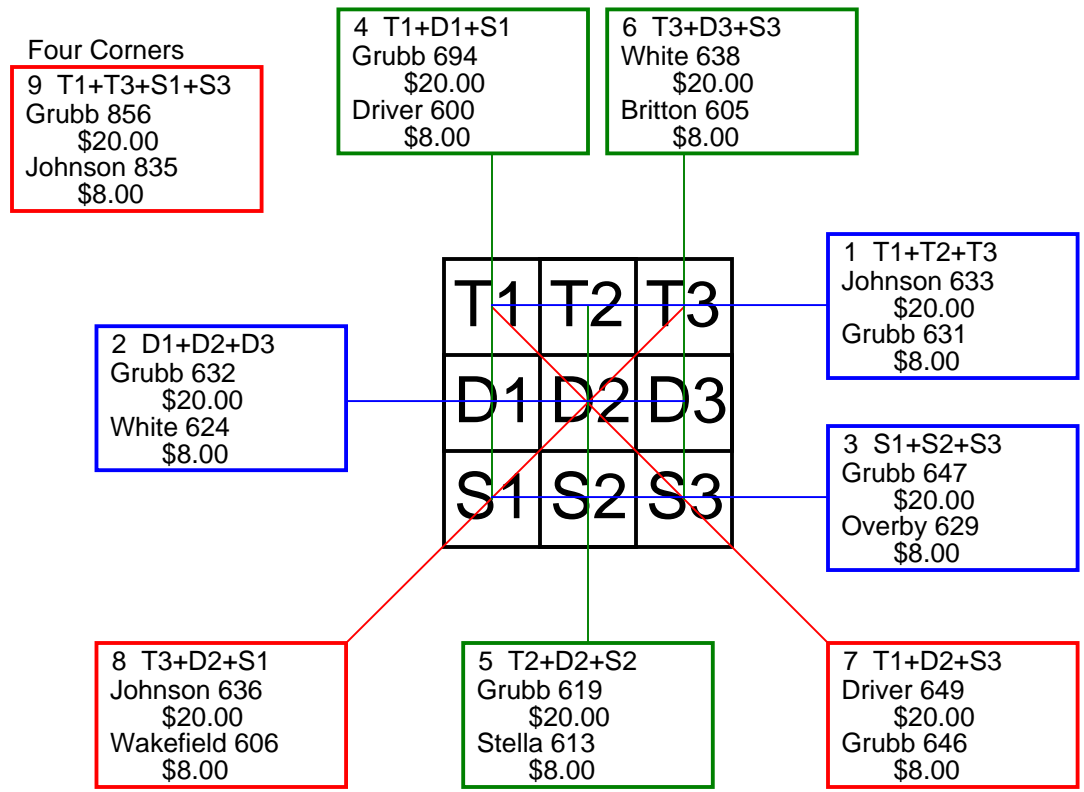
Last Name	First Name	City	State	T1+T2+T3	D1+D2+D3	S1+S2+S3	T1+D1+S1	T2+D2+S2	T3+D3+S3	T1+D2+S3	T3+D2+S1	T1+T3+S1+S3
Chance	Joyce	Mason	OH	551	634 \$8	530	504	624	587	539	563	672
Franzen	Sandy	Alsip	IL	601	582	516	582	575	542	573	560	739
Hales	Debbie	Wharton	TX	619	533	562	586	596	532	560	562	764
Harnett	Gerry	Iowa	LA	493	574	540	521	523	563	507	564	697
Hokama	Joyce	North Las Vegas	NV	647	639 \$20	633 \$20	650 \$20	648 \$20	621	655 \$20	565	828
Horstman	Mary	Oconomowoc	WI	518	610	602	621 \$8	546	563	555	592	765
Kamin	Regina	Woodstock	IL	530	516	543	504	548	537	512	511	691
Kollar-Baca	Sheri	Los Lunas	NM	619	532	602	537	612	604	599	610	809
Loft	Wauneta	Ord	NE	666 \$20	558	594	609	611	598	616	615	843 \$8
Lucian	Lois	San Luis Obispo	CA	500	569	337	510	451	445	381	521	558
Mauerman	Patti	Tremont	IL	596	622	617	528	570	737 \$20	589	633 \$8	836
Shoff	Paula	Stanley	NY	555	561	548	585	512	567	631 \$8	584	799
Witte	Caroline	Great Bend	KS	662 \$8	595	626 \$8	598	625 \$8	660 \$8	596	700 \$20	874 \$20
Wyatt	Darlene	District Heights	MD	600	555	597	570	555	627	559	572	805



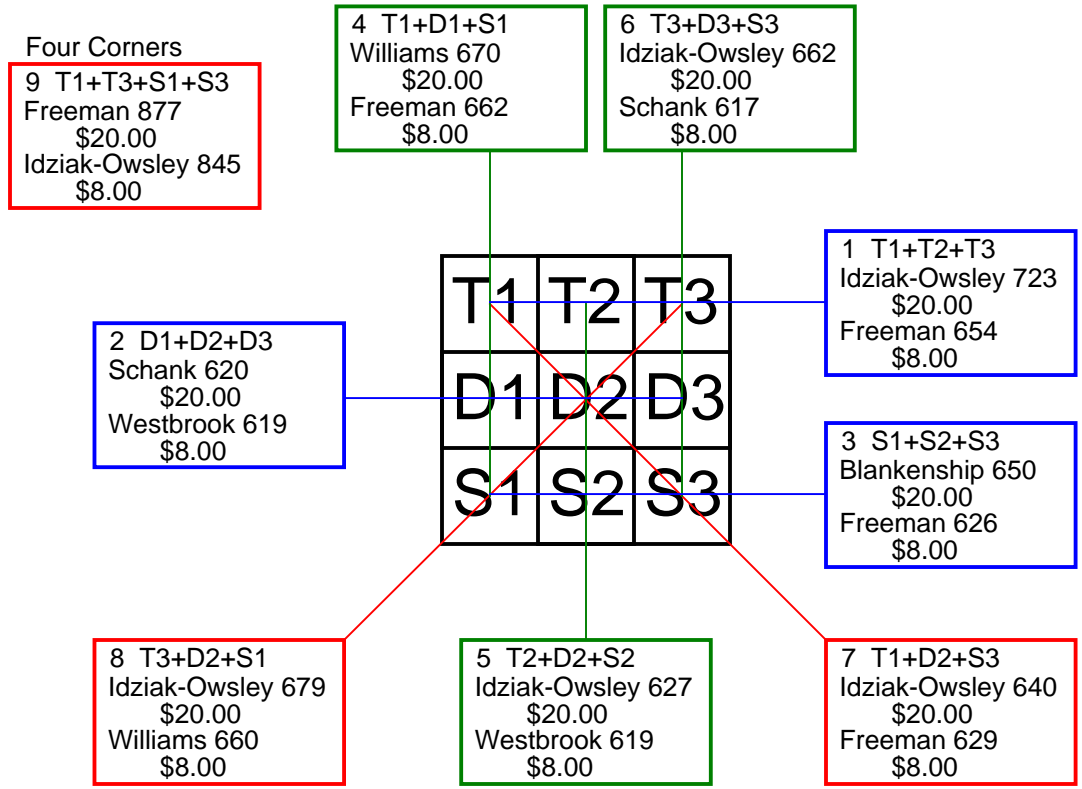
Last Name	First Name	City	State	T1+T2+T3	D1+D2+D3	S1+S2+S3	T1+D1+S1	T2+D2+S2	T3+D3+S3	T1+D2+S3	T3+D2+S1	T1+T3+S1+S3
Arnold	Jean	Saint Cloud	MN	609 \$8	581 \$4	508	562	566	570	579	578	753
Barnes	Sandy	Omaha	NE	536	515	574	531	580	514	517	523	700
Beasley	Michelle	Edgewater	MD	548	561	587	581	560	555	486	596 \$20	744
Davis	Dominique	Lansing	MI	453	555	508	484	519	513	482	500	622
Folgore	Sandy	Marlboro	NJ	552	573	539	503	544	617 \$20	503	566	721
Jessop	Gladys	Boulder	MT	545	538	525	555	494	559	545	517	738
Kitagawa-Keebler	Annette	Indio	CA	551	526	551	545	584 \$8	499	538	568	714
Krey	Debra	Wall	NJ	525	533	602 \$8	534	553	573	561	577	762
McCraw	Carlene	Galax	VA	578	581 \$4	570	588	621 \$20	520	575	585 \$8	738
McQuarrie	Kristy	Berwick	LA	625 \$20	557	545	550	581	596 \$8	554	575	769
Ruhland	Patti	San Diego	CA	527	498	520	518	513	514	538	539	715
Taft	Terry	Bloomfield	NM	542	524	472	547	532	459	516	488	656
Vetter	Janet	Papillion	NE	549	608 \$20	596	615 \$20	570	568	637 \$20	574	787 \$20
Wakefield	Jennifer	Meskegon	MI	549	563	628 \$20	593 \$8	581	566	618 \$8	548	786 \$8



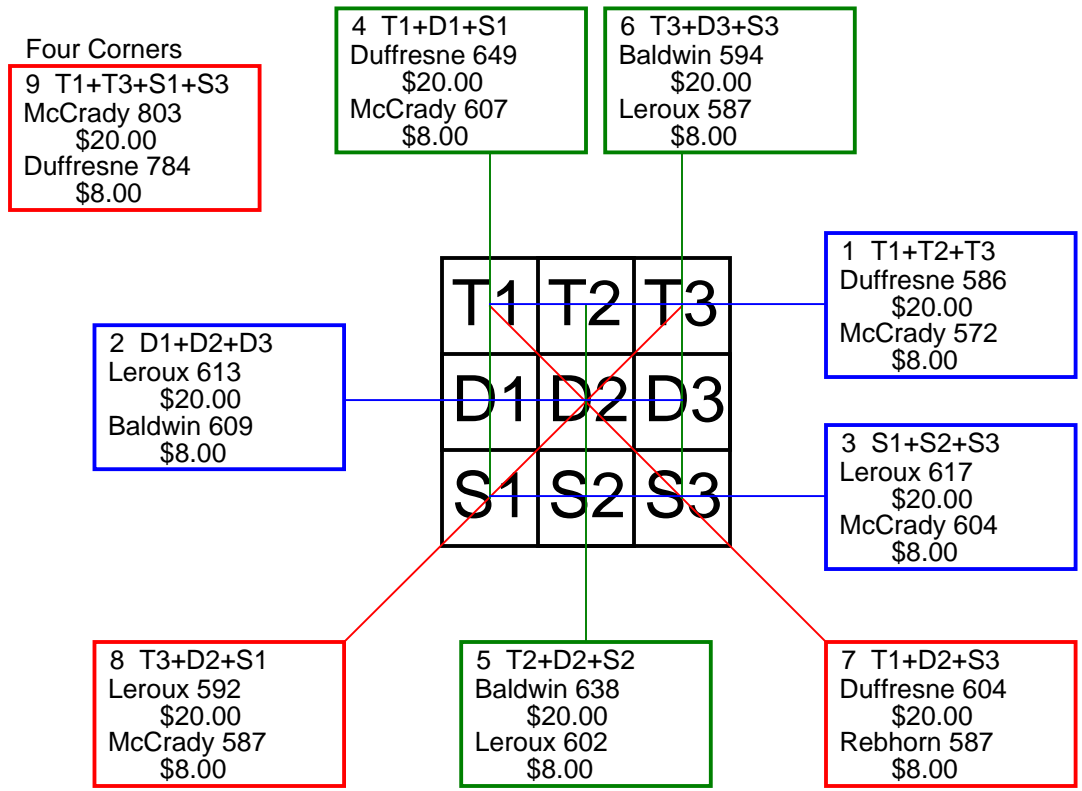
Last Name	First Name	City	State	T1+T2+T3	D1+D2+D3	S1+S2+S3	T1+D1+S1	T2+D2+S2	T3+D3+S3	T1+D2+S3	T3+D2+S1	T1+T3+S1+S3
Britton	Charlotte	Calhan	CO	606	549	527	535	542	605 \$8	606	558	782
Cady	Cheryl	Westfield	PA	625	523	563	563	600	548	594	555	775
Driver	Elaine	De Land	FL	610	578	578	600 \$8	565	601	649 \$20	592	829
Grubb	Dawn	Del City	OK	631 \$8	632 \$20	647 \$20	694 \$20	619 \$20	597	646 \$8	604	856 \$20
Hallisch	Jenny	Greendale	WI	567	546	610	581	579	563	523	516	745
Hulsey	Terri	None		470	117	117	244	221	239	244	239	405
Johnson	Gwendolyn	Opa Locka	FL	633 \$20	536	592	576	584	601	587	636 \$20	835 \$8
Overby	Deborah	Midlothian	VA	563	498	629 \$8	536	583	571	545	529	764
Reed	Jana	Benbrook	TX	477	402	358	507	181	549	381	360	683
Reisbeck	Jeani	Santa Maria	CA	551	563	531	538	557	550	542	517	703
Stella	MaryJo	Lynbrook	NY	549	546	604	542	613 \$8	544	585	537	734
Ulman	Kimberly	Mankato	MN	540	515	271	486	493	347	411	528	525
Wakefield	Tonya	Muskegon	MI	626	533	534	587	579	527	527	606 \$8	765
White	Phyllis	Westerville	OH	554	624 \$8	588	595	533	638 \$20	606	513	779



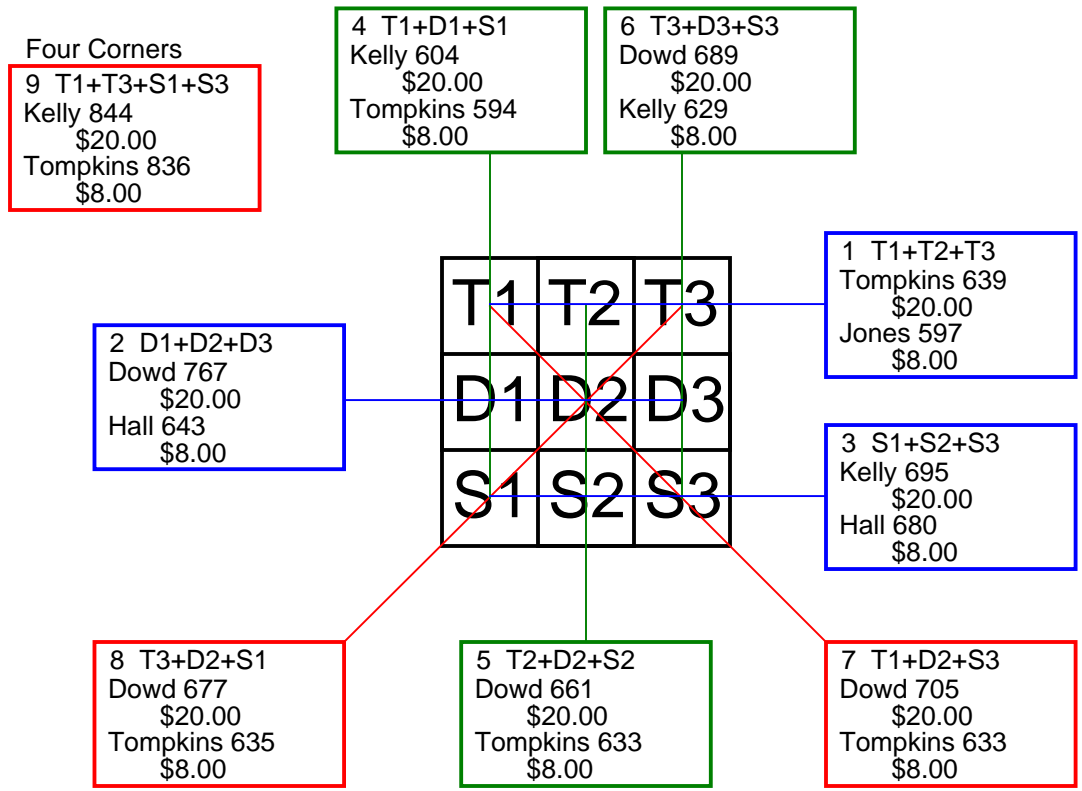
Last Name	First Name	City	State	T1+T2+T3	D1+D2+D3	S1+S2+S3	T1+D1+S1	T2+D2+S2	T3+D3+S3	T1+D2+S3	T3+D2+S1	T1+T3+S1+S3
Blankenship	Ruth	Stafford	VA	533	601	650 \$20	625	617	542	539	606	759
Dick	Robin	Cleveland	NC	538	530	536	522	525	557	572	571	747
Freeman	Andrea	Rochester	MN	654 \$8	587	626 \$8	662 \$8	590	615	629 \$8	622	877 \$20
Gregg	Linda	Weatherford	OK	594	553	581	557	557	614	611	541	796
Hall	Martha	Harrisburg	IL	522	518	563	553	502	548	458	572	732
Hofer	Nancy	Saint Pauls	NC	479	499	231	480	354	375	378	437	509
Idziak-Owsley	Nicole	Washington	MI	723 \$20	612	512	558	627 \$20	662 \$20	640 \$20	679 \$20	845 \$8
Jefferson	Quintina	Temple Hills	MD	539	498	543	509	541	530	553	534	723
Powell	Cathy	Richardson	TX	612	608	494	564	596	554	597	477	698
Ratliff	Renee	Radcliff	KY	630	597	561	601	615	572	579	549	760
Schank	Donna	Huntersville	NC	529	620 \$20	623	591	564	617 \$8	610	599	795
Turner	Jan	Kokomo	IN	569	472	495	535	478	523	497	542	737
Westbrook	Linda	Reedsville	WV	507	619 \$8	490	494	619 \$8	503	540	549	615
Williams	Lawana	Raleigh	NC	558	557	607	670 \$20	523	529	510	660 \$8	818



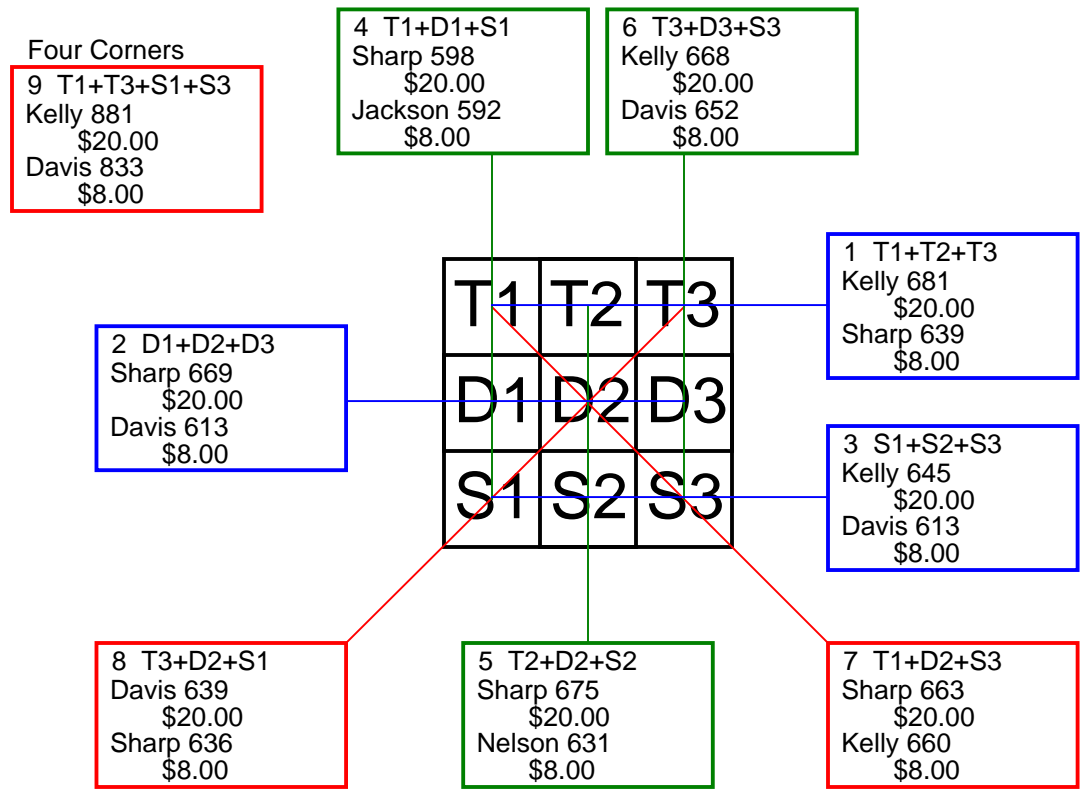
Last Name	First Name	City	State	T1+T2+T3	D1+D2+D3	S1+S2+S3	T1+D1+S1	T2+D2+S2	T3+D3+S3	T1+D2+S3	T3+D2+S1	T1+T3+S1+S3						
Baldwin	Susan	Howard	OH	568	609	\$8	596	541	638	\$20	594	\$20	560	575	729			
Cambria	Frances	Gilbert	AZ	514	557		536	525	497		585		575	560	747			
Duffresne	Sue	Roscoe	IL	586	\$20	593	598	649	\$20	593	535	604	\$20	566	784	\$8		
Fay	Eva	Westfield	PA	537		530	528	484		536	575	551		536	715			
Hannon	Trisha	Budd Lake	NJ	491		475	542	464		516	528	504		502	680			
Koechner	Connie	Memphis	TN	539		468	550	512		541	504	531		533	720			
Krpan	Maria	Dekalb	IL	515		607	507	522		554	553	538		554	676			
Leroux	Judy	Meraux	LA	528		613	\$20	617	\$20	569	602	\$8	587	\$8	749			
McCrary	MaryJane	Scottsburg	IN	572	\$8	540		604	\$8	607	\$8	533	576	536	587	\$8	803	\$20
Rebhorn	Val	Sycamore	IL	507		582		564		573	500	587	\$8	565	716			
Rickman	Mary	Edgewater	MD	552		474		552		570	511	500		538	702			
Skipper	Connie	Allenhurst	GA	545		599		454		507	532	525		549	686			
Terry	Rita	Chicago	IL	449		517		195		382	444	431		302	419			
Wilcox	Marlene	Mount Morris	MI	526		506		476		455	534	528		487	703			



Last Name	First Name	City	State	T1+T2+T3	D1+D2+D3	S1+S2+S3	T1+D1+S1	T2+D2+S2	T3+D3+S3	T1+D2+S3	T3+D2+S1	T1+T3+S1+S3
Boback	Elaine	Northbrook	IL	544	536	500	516	538	526	466	535	671
Dowd	Valerie	Salisbury	NC	512	767 \$20	601	530	661 \$20	689 \$20	705 \$20	677 \$20	762
Easterling	Delores	Point Richmond	CA	573	534	570	528	566	583	595	540	763
Gilbreath	Yolanda	Caledonia	MI	576	560	598	552	605	577	572	612	774
Gomez	Joey	St John	IN	494	590	501	523	514	548	482	518	654
Greene	Edna	Chicago	IL	509	543	541	505	524	564	526	516	698
Hall	Julie	Richville	MI	485	643 \$8	680 \$8	580	629	599	609	533	738
Helton	Jen	Huachuca City	AZ	558	533	576	553	544	570	566	630	792
Hicks	Phyllis	Colonial Heights	VA	528	565	614	570	543	594	529	580	769
Johnson	Willonda	Capitol Heights	MD	583	559	601	570	547	626	559	615	816
Jones	Arlene	Elko	NV	597 \$8	586	518	554	545	602	552	555	749
Kelly	Linda	Dayton	OH	559	559	695 \$20	604 \$20	580	629 \$8	581	603	844 \$20
Tompkins	Debbie	Galax	VA	639 \$20	595	614	594 \$8	633 \$8	621	633 \$8	635 \$8	836 \$8
Turner	Julie	The Colony	TX	497	576	588	526	602	533	595	578	713

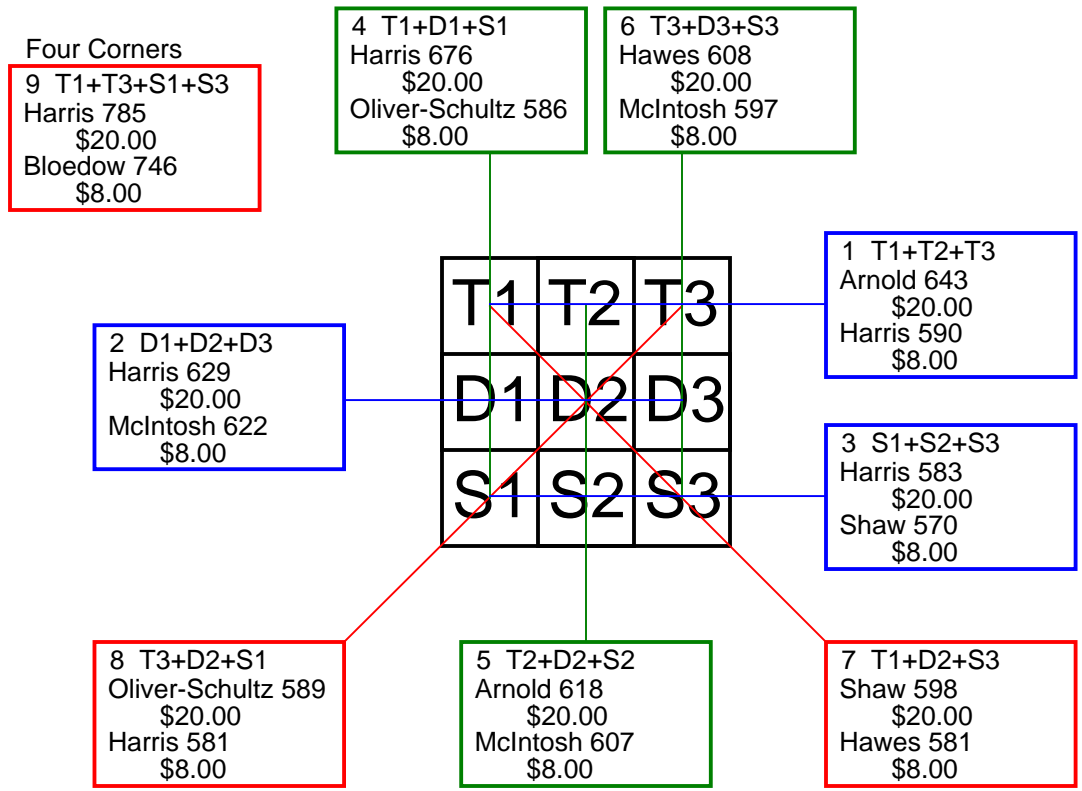


Last Name	First Name	City	State	T1+T2+T3	D1+D2+D3	S1+S2+S3	T1+D1+S1	T2+D2+S2	T3+D3+S3	T1+D2+S3	T3+D2+S1	T1+T3+S1+S3
Barrett	Gwen	South San Francisco	CA	534	511	581	505	568	553	509	518	707
Beckett	Glenda	Miami	FL	384	141	141	185	238	243	185	243	334
Boyd	Vivian	Washington	DC	556	563	575	562	559	573	577	562	761
Butler	Jennifer	Huntersville	NC	460	595	524	543	529	507	519	518	649
Carpenter	JudyAnne	Inverness	FL	574	526	591	572	517	602	589	581	822
Compton	Becky	Kentwood	MI	535	539	594	542	542	584	603	593	790
Davis	Melanie	Wellsville	UT	609	613 \$8	613 \$8	591	592	652 \$8	600	639 \$20	833 \$8
Dube	Graciela	Miami	FL	480	557	604	497	581	563	586	583	725
Felt	Gladys	Cologne	MN	454	497	501	504	478	470	482	445	627
Jackson	Belva	Goldsboro	NC	485	593	594	592 \$8	531	549	523	565	728
Kelly	Megan	Huber Heights	OH	681 \$20	530	645 \$20	569	619	668 \$20	660 \$8	569	881 \$20
Nelson	Lesa	Plymouth	WI	582	583	610	558	631 \$8	586	591	579	764
Sharp	Andrea	Stafford	VA	639 \$8	669 \$20	561	598 \$20	675 \$20	596	663 \$20	636 \$8	783
Stark	Lorilynn	Plano	IL	580	518	481	460	547	572	563	524	705

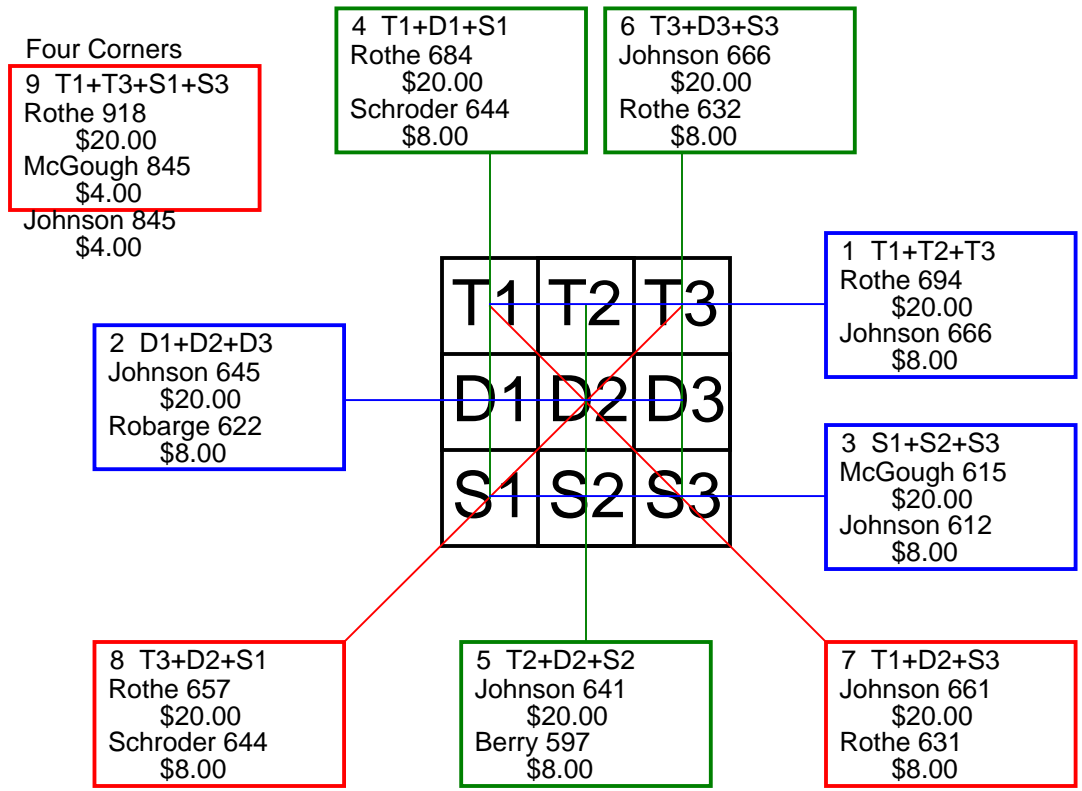




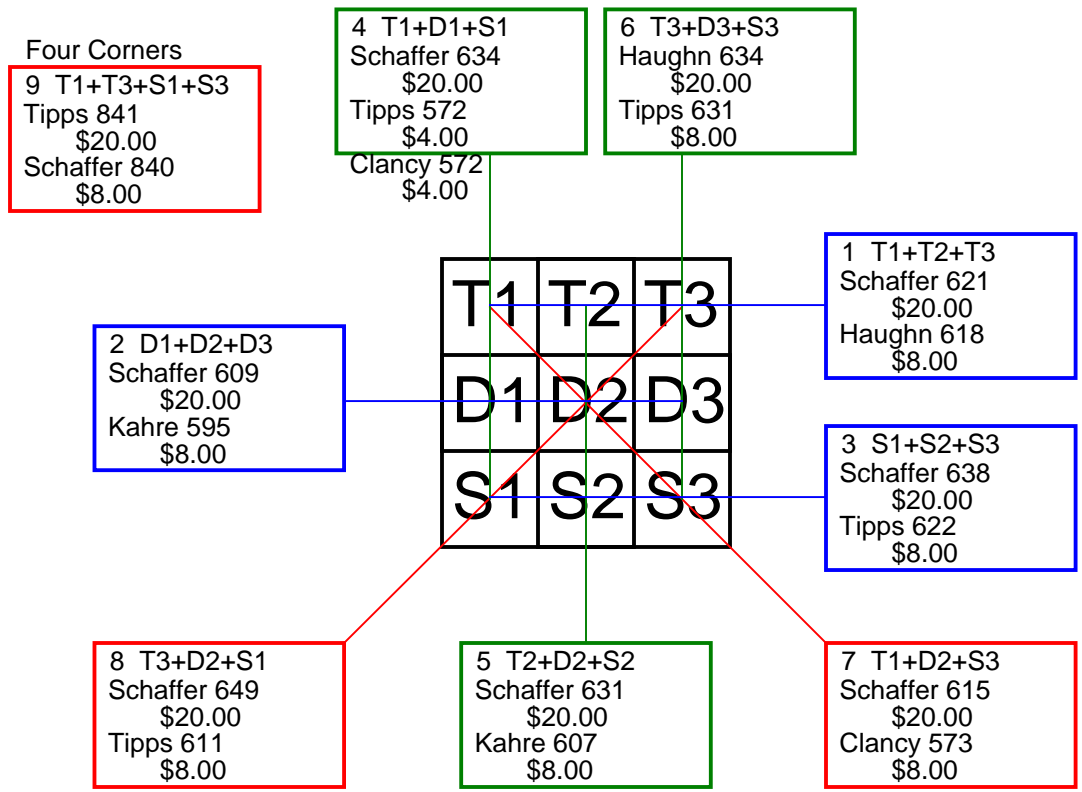
Last Name	First Name	City	State	T1+T2+T3	D1+D2+D3	S1+S2+S3	T1+D1+S1	T2+D2+S2	T3+D3+S3	T1+D2+S3	T3+D2+S1	T1+T3+S1+S3						
Arnold	Bonnie	Tacoma	WA	643	\$20	557	543	585	618	\$20	540	520	546	734				
Berghefer	Kimberly	Jeffersonville	IN	538	476	543	504	514	539	556	509	733						
Bloedow	Linda	Pewaukee	WI	540	564	545	571	486	592	492	548	746	\$8					
Harris	Sherri	Las Vegas	NV	590	\$8	629	\$20	583	\$20	676	\$20	576	550	580	581	\$8	785	\$20
Hawes	Lori	Greenville	MI	531	590	558	527	544	608	\$20	581	\$8	561	744				
Jamieson	Sandy	Reno	NV	487	523	486	478	472	546	514	476	664						
Johnson	Cathy	Temple City	CA	569	489	477	499	510	526	530	504	702						
Lanzi	Cindy	Cheyenne	WY	470	530	529	505	550	474	492	542	644						
McIntosh	Marsha	Aberdeen	MD	579	622	\$8	556	553	607	\$8	597	\$8	576	567	733			
Newnam	Ruth	Preston	MD	525	594	569	508	584	596	559	536	705						
Nordford	Phyllis	Jacksonville	NC	506	571	350	495	495	437	346	480	516						
Oliver-Schultz	Kathleen	Moss Landing	CA	514	602	559	586	\$8	562	527	522	589	\$20	711				
Shaw	Christine	Franklin	PA	524	593	570	\$8	543	606	538	598	\$20	535	703				
Walsh	Teresa	Inverness	FL	540	541	534	516	585	514	549	525	684						



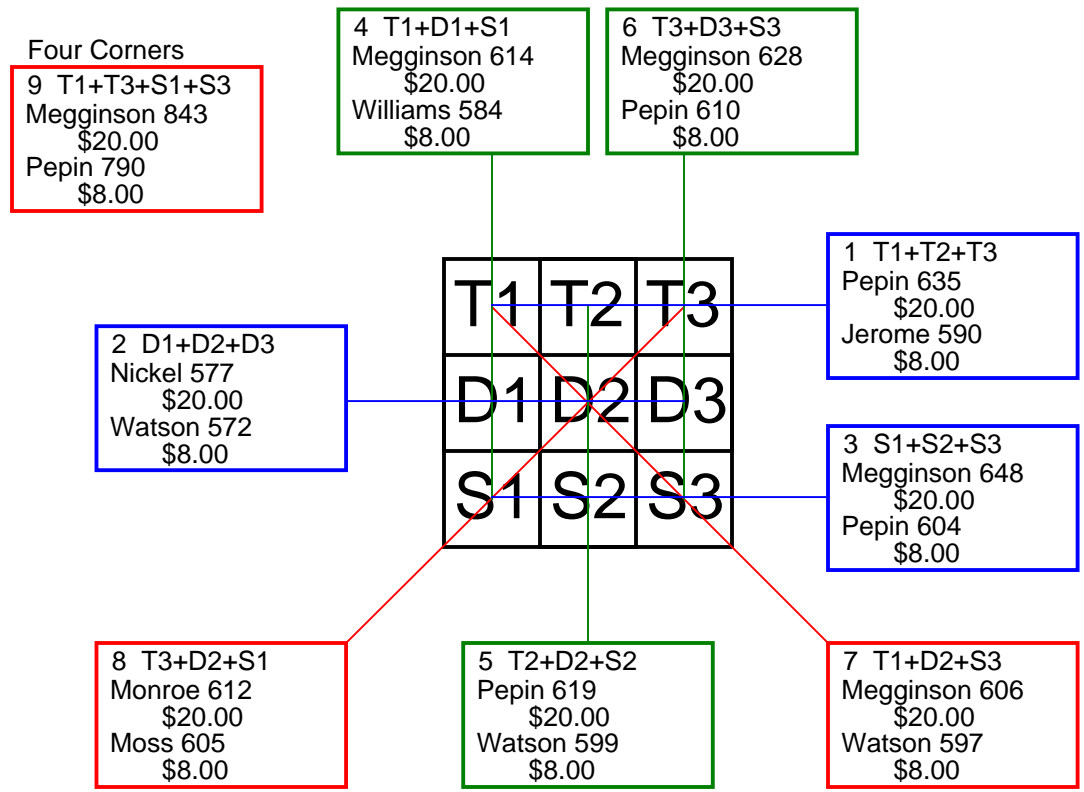
Last Name	First Name	City	State	T1+T2+T3	D1+D2+D3	S1+S2+S3	T1+D1+S1	T2+D2+S2	T3+D3+S3	T1+D2+S3	T3+D2+S1	T1+T3+S1+S3
Berry	Ronda	Wichita Falls	TX	524	621	513	487	597 \$8	574	523	547	650
Cutbirth	Karen	Aurora	MO	553	608	547	572	557	579	539	538	721
Harris	Debbie	Carmichaels	PA	603	600	497	560	595	545	600	583	731
Higgins	MaryLou	Mission Viejo	CA	544	551	559	516	537	601	589	523	748
Johnson	Ann Marie	Columbia	SC	666 \$8	645 \$20	612 \$8	616	641 \$20	666 \$20	661 \$20	600	845 \$4
Long	Margaret	Pahrump	NV	479	583	568	512	522	596	531	549	710
McGough	Rhonda	Wright City	OK	628	568	615 \$20	594	588	629	605	620	845 \$4
Pointer	Diane	Portland	OR	578	593	542	603	584	526	548	519	713
Robarge	Barbara	Cerritos	CA	610	622 \$8	551	594	587	602	585	565	766
Rothe	Lisa	Saint Louis	MO	694 \$20	583	608	684 \$20	569	632 \$8	631 \$8	657 \$20	918 \$20
Schroder	Jennifer	Bayonne	NJ	557	610	609	644 \$8	505	627	530	644 \$8	832
Tharaldson	Sue	Fargo	ND	552	576	554	536	580	566	558	562	724
Tuscana	Wanda	Bandera	TX	581	510	555	536	589	521	536	554	728
West	Deb	Lubbock	TX	626	562	577	583	567	615	578	622	824



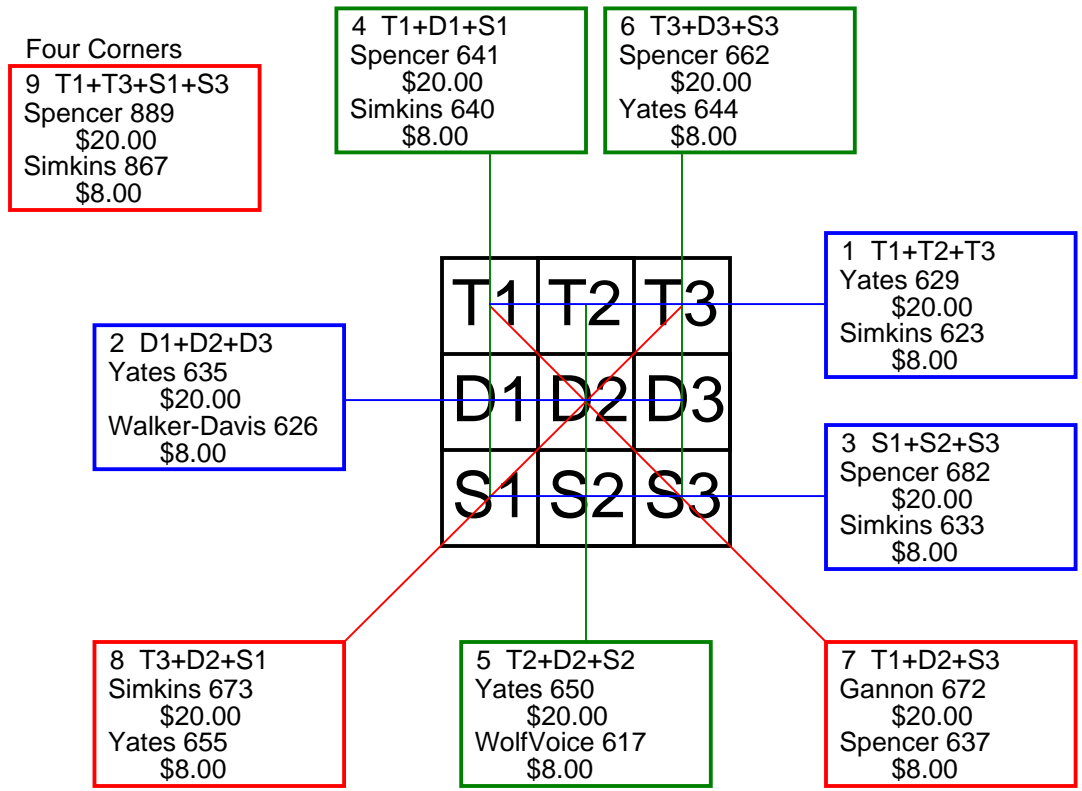
Last Name	First Name	City	State	T1+T2+T3	D1+D2+D3	S1+S2+S3	T1+D1+S1	T2+D2+S2	T3+D3+S3	T1+D2+S3	T3+D2+S1	T1+T3+S1+S3
Campbell	Wanetta	Wilmington	NC	507	550	540	523	554	520	515	524	675
Clancy	Peggy	Pontiac	MI	579	497	530	572 \$4	544	490	573 \$8	511	738
Curry	Cathy	Bronx	NY	554	524	539	512	541	564	556	536	732
Ellis	Denise	Salisbury	NC	567	513	550	519	559	552	562	533	737
Esterson	Joy	Annapolis	MD	499	560	546	519	522	564	511	480	679
Gonzalez	Susana	Chicago	IL	550	587	544	558	560	563	544	542	718
Haughn	Nancy	Ottawa	OH	618 \$8	542	573	557	542	634 \$20	521	587	802
Hill	Cynthia	Detroit	MI	429	500	610	528	535	476	473	541	674
Kahre	Lori	Las Vegas	NV	508	595 \$8	574	527	607 \$8	543	559	552	687
Myers	Bobbi	Logan	UT	545	559	547	515	605	531	554	518	682
Schaffer	Michelle	Napoleon	ND	621 \$20	609 \$20	638 \$20	634 \$20	631 \$20	603	615 \$20	649 \$20	840 \$8
Tipps	Nancy	Crystal Lake	IL	574	525	622 \$8	572 \$4	518	631 \$8	556	611 \$8	841 \$20
Walker	Sabrina	Coldwater	MI	579	527	553	488	544	627	529	536	747
Watts	Cheryl	Florissant	MO	550	500	524	512	578	484	551	563	702



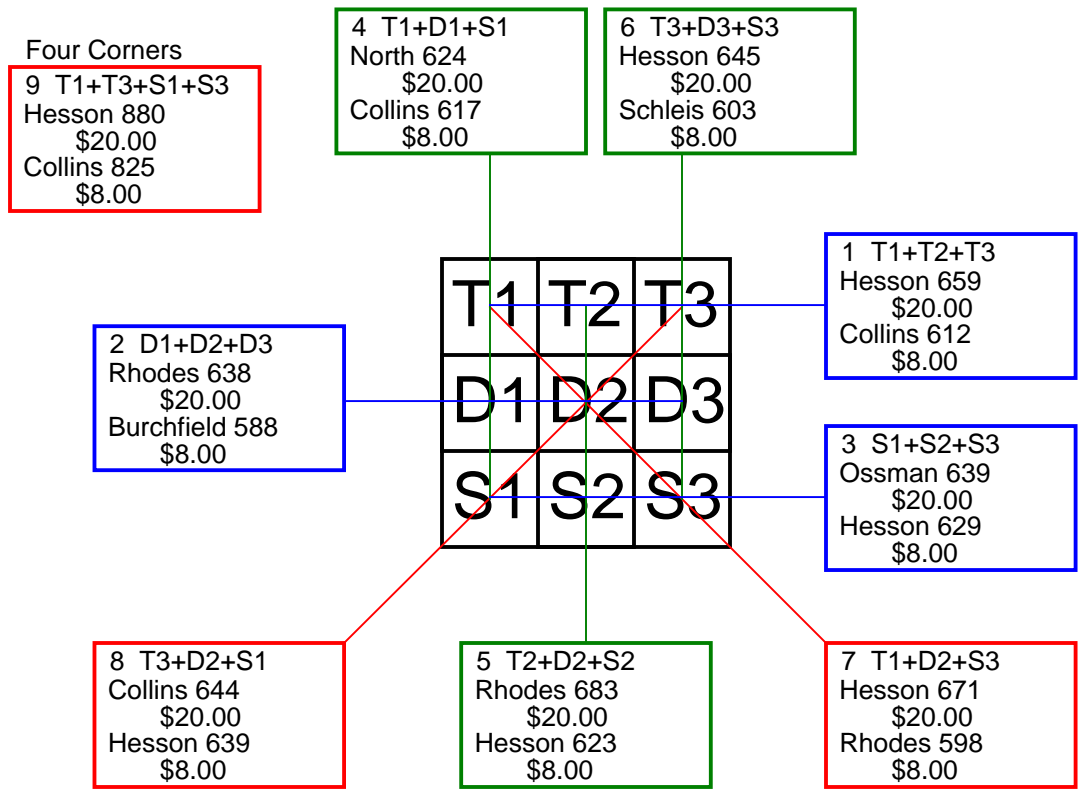
Last Name	First Name	City	State	T1+T2+T3	D1+D2+D3	S1+S2+S3	T1+D1+S1	T2+D2+S2	T3+D3+S3	T1+D2+S3	T3+D2+S1	T1+T3+S1+S3
Jerome	Judy	Marshalltown	IA	590 \$8	499	386	534	533	408	403	544	611
Lowery	Judy	Beverly Hills	FL	506	571	595	565	565	542	559	556	729
Mans	Susan	Hinckley	MN	500	527	544	534	524	513	502	525	689
Megginson	DeeDee	West Covina	CA	585	568	648 \$20	614 \$20	559	628 \$20	606 \$20	575	843 \$20
Monroe	DeeAnn	Quincy	MI	558	566	530	525	589	540	580	612 \$20	730
Moss	Doris	Battleboro	NC	530	569	600	572	547	580	545	605 \$8	772
Nickel	Robin	Santa Monica	CA	492	577 \$20	601	571	562	537	575	547	728
Pepin	Lauren	Elko	NV	635 \$20	556	604 \$8	566	619 \$20	610 \$8	547	583	790 \$8
Terrebonne	Pauline	Ijamsville	MD	501	558	552	554	550	507	550	538	698
Tucker	Vanessa	Hammond	IN	551	518	472	507	518	516	482	491	661
Watson	Velma	Chicago	IL	545	572 \$8	597	532	599 \$8	583	597 \$8	600	761
Williams	Bonnie	Beavercreek	OH	580	511	540	584 \$8	558	489	563	494	727
Wilson	Joellen	Geneva	IL	509	564	589	567	536	559	558	559	747
Yarnell	Joani			529	448	473	488	511	451	461	459	634



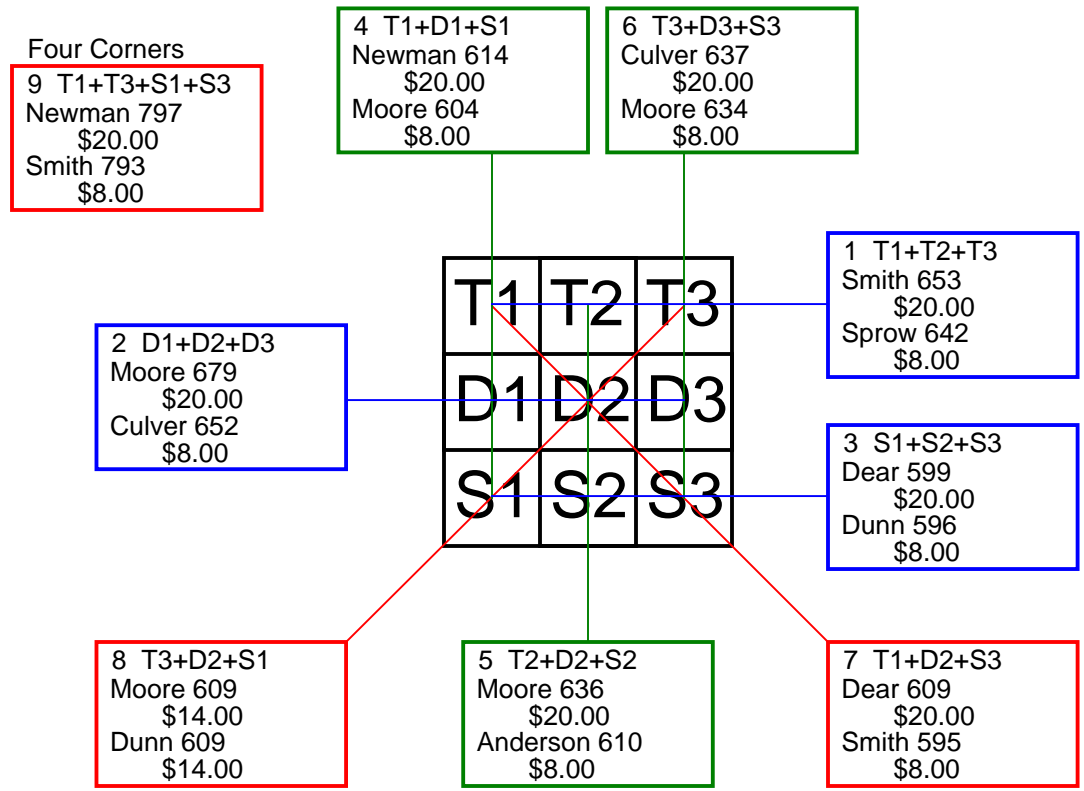
Last Name	First Name	City	State	T1+T2+T3	D1+D2+D3	S1+S2+S3	T1+D1+S1	T2+D2+S2	T3+D3+S3	T1+D2+S3	T3+D2+S1	T1+T3+S1+S3
Broyles	Sylvia	Spring Branch	TX	561	498	595	534	533	587	519	542	769
Carpenter	Margie	Rapid City	SD	518	556	605	572	547	560	541	524	739
Gannon	Bernie	Fremont	IN	601	608	625	617	601	616	672 \$20	592	838
Hale	Patricia	Cedar Rapids	IA	531	490	512	528	495	510	492	509	699
Harper	Kimberly	Irvington	NJ	541	486	524	526	471	554	588	513	763
Houser	Carol	Maple Lake	MN	574	526	592	578	521	593	622	575	829
Jacobs	Deb	Waco	TX	509	572	624	556	572	577	519	597	746
Simkins	Shellie	Buena Park	CA	623 \$8	580	633 \$8	640 \$8	599	597	614	673 \$20	867 \$8
Spencer	Sharen	Seattle	WA	610	603	682 \$20	641 \$20	592	662 \$20	637 \$8	630	889 \$20
Stoops	Traci	Springfield	IL	472	472	478	458	492	472	439	493	616
Trobough	Cheryl	Topeka	KS	560	579	537	584	525	567	541	499	728
Walker-Davis	Debra	Havre De Grace	MD	587	626 \$8	601	598	610	606	603	626	795
WolfVoice	Michelle	Broken Arrow	OK	567	592	511	566	617 \$8	487	537	560	673
Yates	Vicki	Richton Park	IL	629 \$20	635 \$20	631	601	650 \$20	644 \$8	630	655 \$8	835



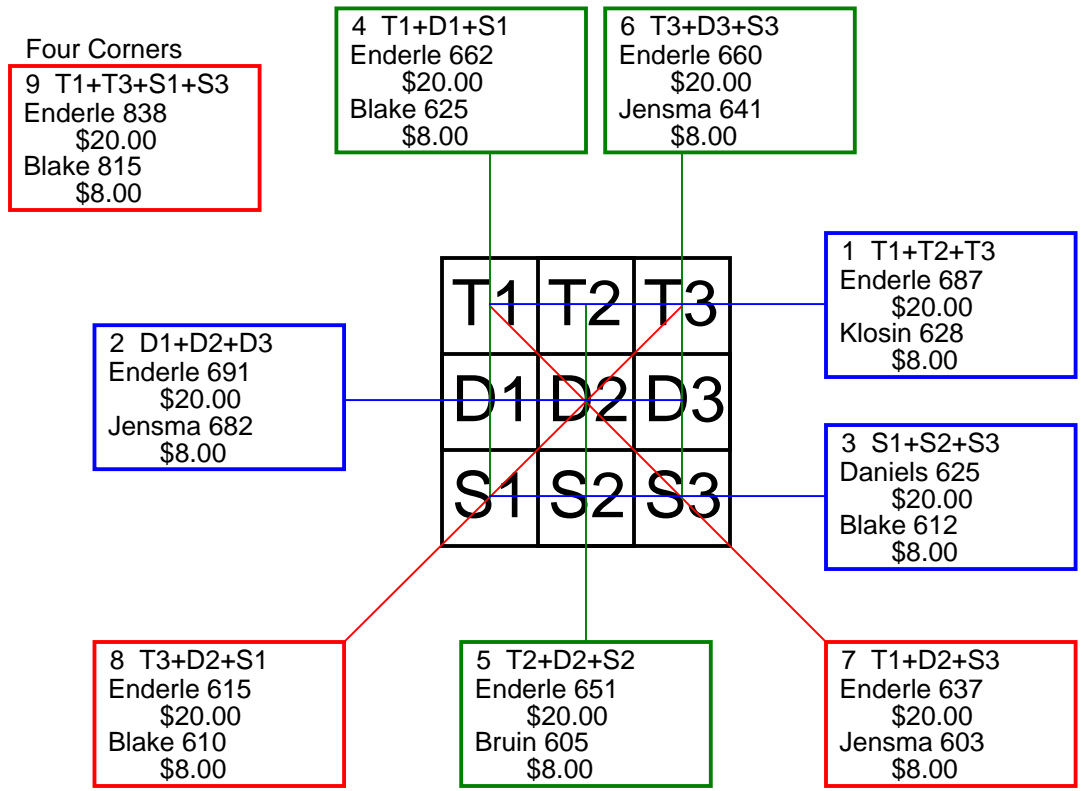
Last Name	First Name	City	State	T1+T2+T3	D1+D2+D3	S1+S2+S3	T1+D1+S1	T2+D2+S2	T3+D3+S3	T1+D2+S3	T3+D2+S1	T1+T3+S1+S3
Burchfield	Debbie	Kingsport	TN	552	588 \$8	548	609	557	522	592	566	748
Causey	Carolyn	Ridgely	MD	529	574	557	566	549	545	554	550	726
Coleman	Utrice	Deer Park	NY	499	524	571	568	489	537	556	484	734
Collins	Dia	Fayetteville	NC	612 \$8	539	609	617 \$8	561	582	511	644 \$20	825 \$8
Faulkner	Mitzi	Evansville	IN	514	505	500	501	474	544	500	577	719
Hesson	Becky	Waverly Hall	GA	659 \$20	584	629 \$8	604	623 \$8	645 \$20	671 \$20	639 \$8	880 \$20
May	Tracy	Sturgeon Bay	WI	512	482	553	533	510	504	545	511	722
North	Jean	Darlington	WI	543	558	600	624 \$20	523	554	569	546	785
Ossman	Linda	Macedon	NY	569	565	639 \$20	600	614	559	548	631	789
Rhodes	Jolene	Orlando	FL	574	638 \$20	582	554	683 \$20	557	598 \$8	586	710
Saunders	Carol	Harvard	IL	546	520	587	539	601	513	549	550	721
Schleis	Mary	Montgomery	MN	571	543	561	538	534	603 \$8	523	564	761
Stewart	Patti	Alexandria	MN	569	564	535	541	552	575	542	571	739
Wonderlin	Terri	Fayetteville	NC	500	485	516	443	572	486	521	529	646



Last Name	First Name	City	State	T1+T2+T3	D1+D2+D3	S1+S2+S3	T1+D1+S1	T2+D2+S2	T3+D3+S3	T1+D2+S3	T3+D2+S1	T1+T3+S1+S3
Anderson	Annett	Elizabethtown	KY	578	607	551	523	610 \$8	603	585	576	733
Culver	Arlene	Howard City	MI	623	652 \$8	535	587	586	637 \$20	580	565	763
Dear	Bessie	Fountain Valley	CA	563	585	599 \$20	568	598	581	609 \$20	549	762
Dunn	Dorothy	Alexandria	MN	541	566	596 \$8	585	609	509	582	609 \$14	749
Dunten	Johnna	Meridian	ID	538	580	530	584	516	548	565	500	723
Emery	Helen	Mukwonago	WI	557	592	572	581	587	553	557	540	727
Harris	Nadene	Benton City	WA	486	509	474	510	507	452	465	495	622
Marshall	BobbiLynn	Niagara Falls	NY	534	538	577	576	546	527	567	523	740
Moore	Lisa	Chicago	IL	639	679 \$20	556	604 \$8	636 \$20	634 \$8	586	609 \$14	771
Morris	Angela	Raleigh	NC	519	577	535	539	534	558	567	544	717
Newman	Chris	West Valley City	UT	593	571	544	614 \$20	508	586	559	574	797 \$20
Orlich	Christine	Gloucester	NJ	587	521	460	556	469	543	507	485	716
Smith	Theresa	Indianapolis	IN	653 \$20	581	541	552	597	626	595 \$8	590	793 \$8
Sprow	Pam	Lakeland	FL	642 \$8	521	543	520	585	601	538	593	777

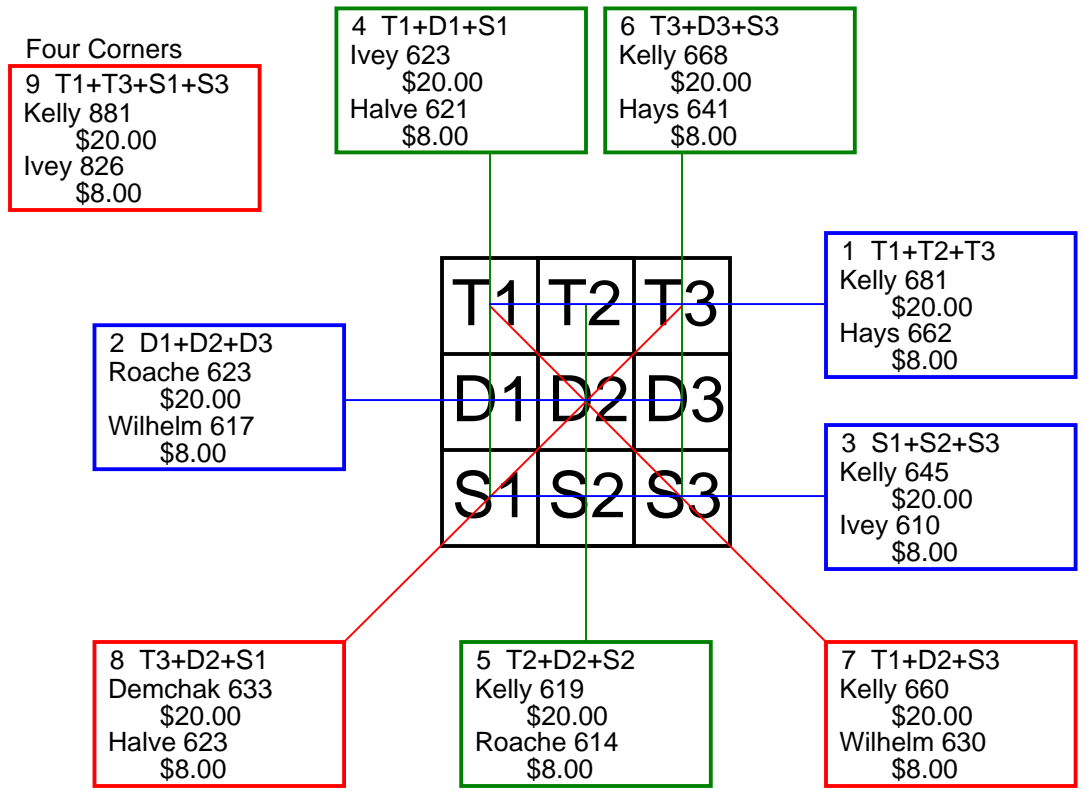


Last Name	First Name	City	State	T1+T2+T3	D1+D2+D3	S1+S2+S3	T1+D1+S1	T2+D2+S2	T3+D3+S3	T1+D2+S3	T3+D2+S1	T1+T3+S1+S3
Blake	Diane	Cheverly	MD	595	624	612 \$8	625 \$8	588	618	597	610 \$8	815 \$8
Bruin	Alana	Lockport	IL	530	554	586	527	605 \$8	538	523	567	704
Daniels	Barbara	Oceanside	CA	554	544	625 \$20	616	579	528	552	567	773
Enderle	Beverly	Aurora	NE	687 \$20	691 \$20	595	662 \$20	651 \$20	660 \$20	637 \$20	615 \$20	838 \$20
Jensma	Kay	Elizabeth	CO	546	682 \$8	570	603	554	641 \$8	603 \$8	547	758
Klosin	Mariam	None		628 \$8	63	63	243	255	256	243	256	457
Lutz	Wendy	Mount Prospect	IL	530	605	558	577	557	559	583	536	727
Morrow	Melissa	Raleigh	NC	610	457	526	502	535	556	547	579	776
Nealis	Barbara	Mt Sinai	NY	570	623	529	535	586	601	558	588	724
Rodriguez	Anita	Kerrville	TX	553	565	528	540	569	537	563	540	709
Schrader	Rosemary	Panama City	FL	557	557	572	530	536	620	545	552	761
Seigel	Laraina	Columbia City	IN	603	487	502	576	525	491	498	517	725
Smerecki	Caroline	Jeffersonville	PA	476	527	575	541	507	530	556	501	715
Smiley	Sheila	West Branch	MI	601	492	520	533	543	537	506	534	732

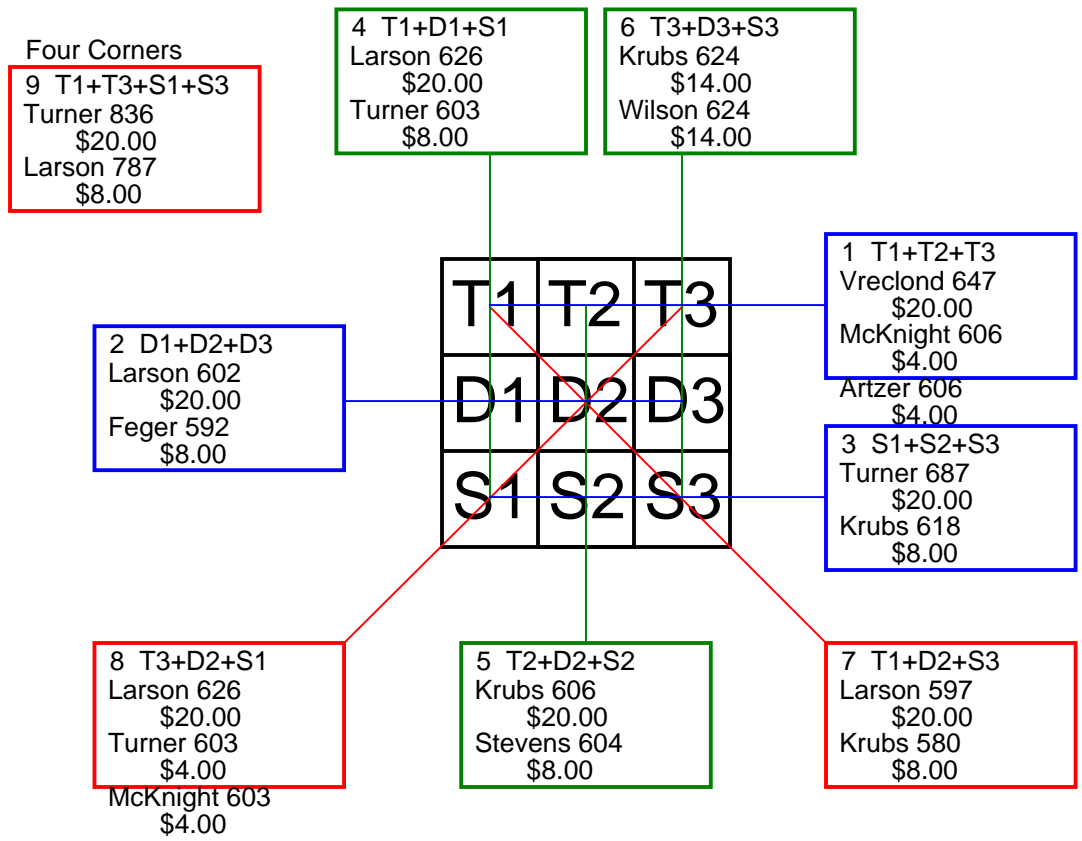




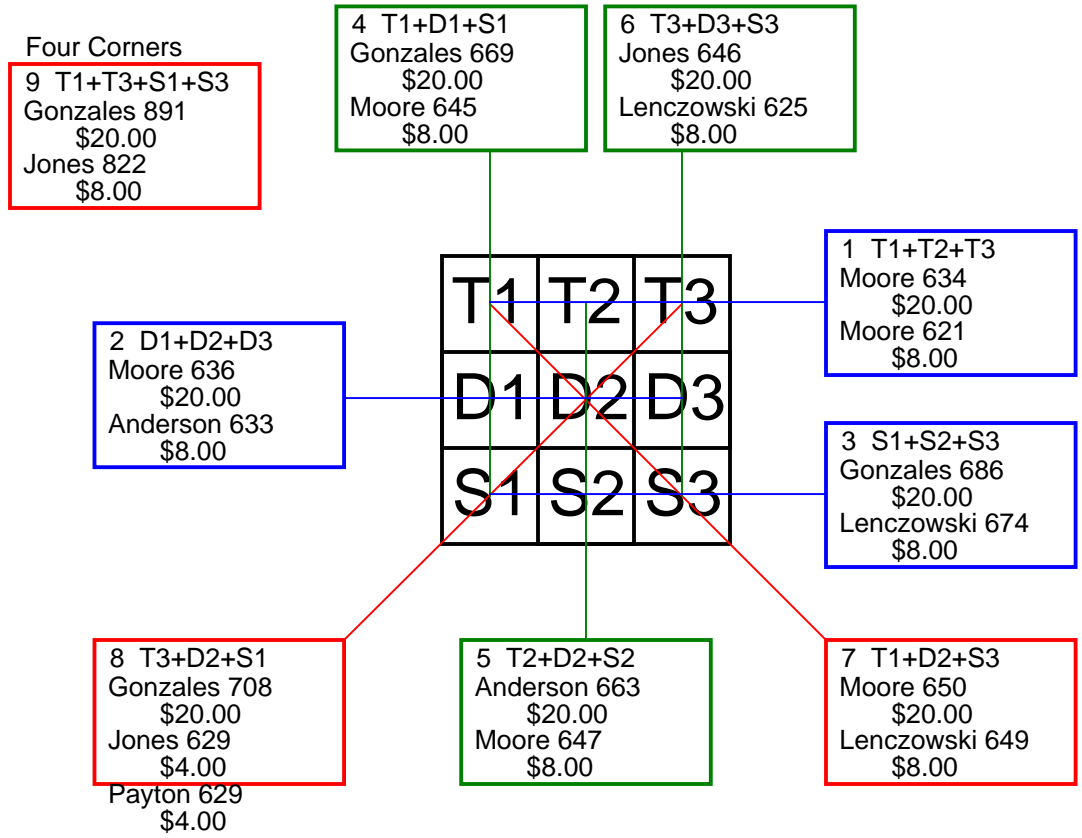
Last Name	First Name	City	State	T1+T2+T3	D1+D2+D3	S1+S2+S3	T1+D1+S1	T2+D2+S2	T3+D3+S3	T1+D2+S3	T3+D2+S1	T1+T3+S1+S3
Blough	Sharon	Elizabethtown	PA	540	477	518	520	537	478	485	498	675
Demchak	Lynn	Fairlawn	NJ	500	580	586	586	504	576	546	633 \$20	781
Grabner	Carol	Boise	ID	562	519	578	559	556	544	547	541	752
Halve	Julia	Waco	TX	614	598	600	621 \$8	604	587	599	623 \$8	814
Hays	Crystal	Franklin	IN	662 \$8	581	513	554	561	641 \$8	606	533	789
Horn	Jackie	Church Hill	TN	547	580	525	541	576	535	553	516	687
Ivey	Becky	Van Buren	AR	614	570	610 \$8	623 \$20	560	611	582	568	826 \$8
Kelly	Megan	Huber Heights	OH	681 \$20	530	645 \$20	569	619 \$20	668 \$20	660 \$20	569	881 \$20
McGinnis	LeeAnn	Oxbow	ND	558	562	559	555	552	572	570	565	755
Roache	Risa	Ypsilanti	MI	549	623 \$20	508	535	614 \$8	531	545	558	663
Tyree	Anita	Iowa	LA	518	539	585	521	567	554	581	531	728
Westhoven	Nancy	Lake Havasu City	AZ	541	598	575	550	582	582	516	525	703
Wilhelm	Kate	Hamilton	OH	538	617 \$8	511	597	540	529	630 \$8	566	738
Zurn	Connie	Belle Plaine	MN	600	503	587	546	545	599	559	515	786



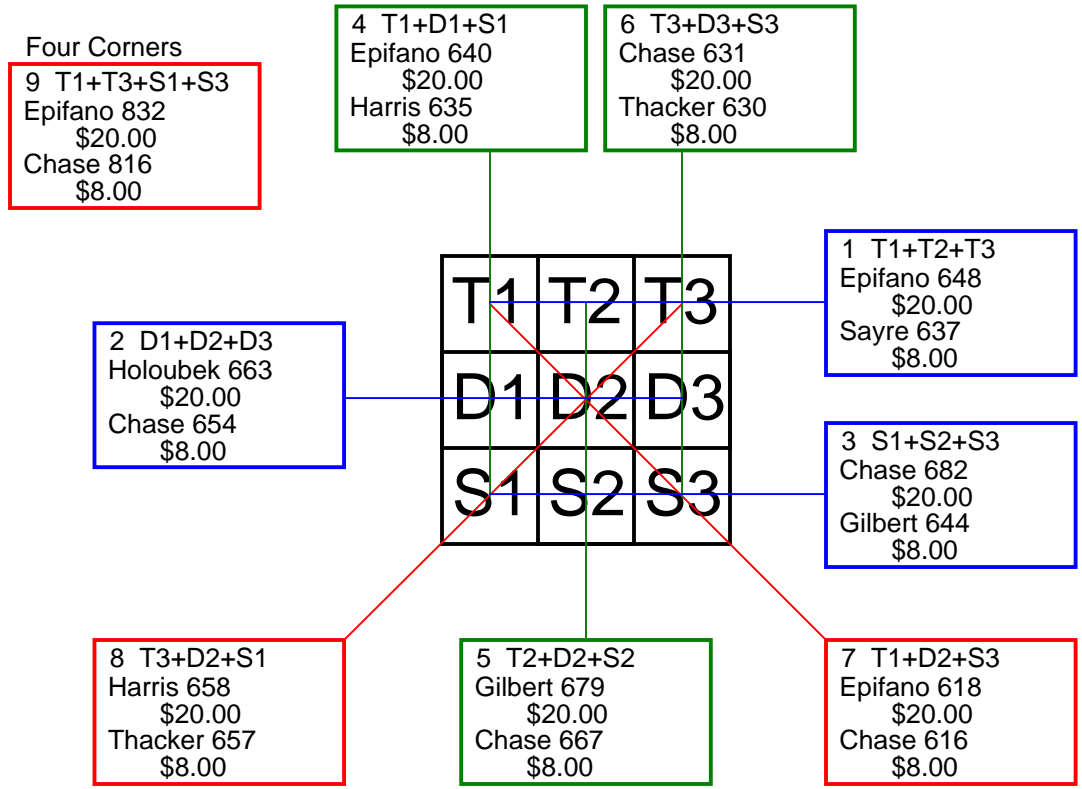
Last Name	First Name	City	State	T1+T2+T3	D1+D2+D3	S1+S2+S3	T1+D1+S1	T2+D2+S2	T3+D3+S3	T1+D2+S3	T3+D2+S1	T1+T3+S1+S3
Artzer	Roxann	Stafford	VA	606 \$4	528	489	563	535	525	536	558	738
Charlson	Annette	Westville	IN	523	503	522	532	464	552	526	514	734
Feger	Joyce	East Peoria	IL	450	592 \$8	90	374	381	377	391	365	358
Gay	Dee	Tampa	FL	514	537	539	523	502	565	514	547	721
Krubs	Renee	Canton	GA	574	551	618 \$8	513	606 \$20	624 \$14	580 \$8	594	782
Larson	Charlotte	Holden	LA	576	602 \$20	553	626 \$20	560	545	597 \$20	626 \$20	787 \$8
Maxwell	Arlene	Brooklyn	NY	430	517	529	511	465	500	480	530	666
McKnight	Rosemary	Jersey City	NJ	606 \$4	486	501	457	588	548	525	603 \$4	722
Miller	Denice	Evanston	WY	545	541	528	591	566	457	542	538	698
Paquet	Kari	Wauconda	IL	602	502	456	547	490	523	510	538	728
Stevens	Susan	Hammond	IN	453	559	590	506	604 \$8	492	523	474	625
Turner	Alaine	Touchet	WA	545	545	687 \$20	603 \$8	564	610	569	603 \$4	836 \$20
Vreclond	Lori	Easton	PA	647 \$20	105	105	302	260	295	302	295	527
Wilson	Mary	Trappe	MD	552	559	612	546	553	624 \$14	523	556	767



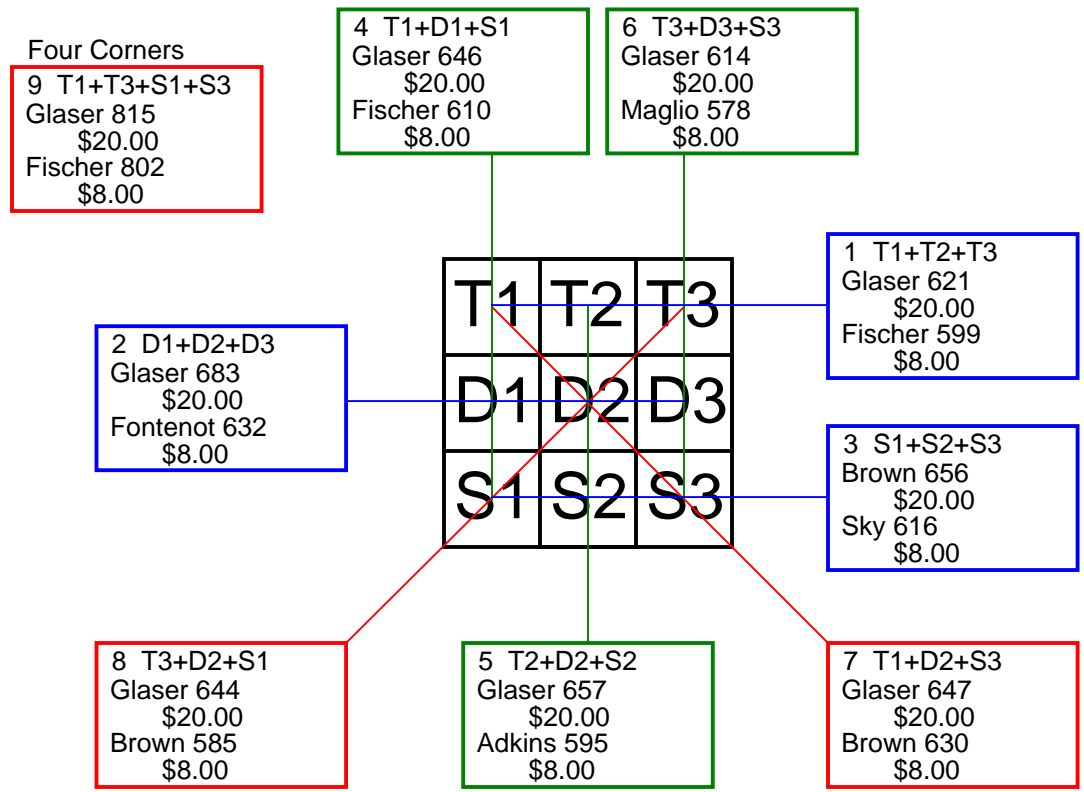
Last Name	First Name	City	State	T1+T2+T3	D1+D2+D3	S1+S2+S3	T1+D1+S1	T2+D2+S2	T3+D3+S3	T1+D2+S3	T3+D2+S1	T1+T3+S1+S3		
Anderson	Darlene	Elizabethtown	PA	618	633	\$8	611	589	663	\$20	610	589	586	769
Arrington	Ann	Glenwood Springs	CO	506	604		537	503	563		581	538	551	683
Behnke	LaVonne	Carver	MN	515	533		536	570	542		472	548	510	692
Delaney	Mary	Mahopac Falls	NY	535	585		480	581	500		519	539	513	694
Gonzales	Nancy	Elk City	OK	603	607	\$20	686	\$20	603		624	593	708	\$20
Grabow	Nancy	Detroit Lakes	MN	563	482		559	534	519		551	561	507	758
Horton	Gina	Naples	FL	508	553		563	506	497		621	513	508	723
Jones	MaryAnn	Glendale	AZ	555	624		656	602	587	\$20	646	589	629	\$4
Lenczowski	Christy	Memphis	TN	450	582	\$8	674	498	583	\$8	625	649	555	762
Mayner	Courtenay	Sarasota	FL	543	574		545	547	564		551	534	545	709
Moore	Judy	Kokomo	IN	634	\$20	617	598	645	593		611	580	593	817
Moore	Leslie	Westminster	CO	621	\$8	636	\$20	561	647	\$8	595	650	581	767
Payton	Pamela	Island Lake	IL	540	539		588	589	523		555	531	629	\$4
Pedersen	Renee	Crofton	MD	554	536		557	567	622		458	564	624	722



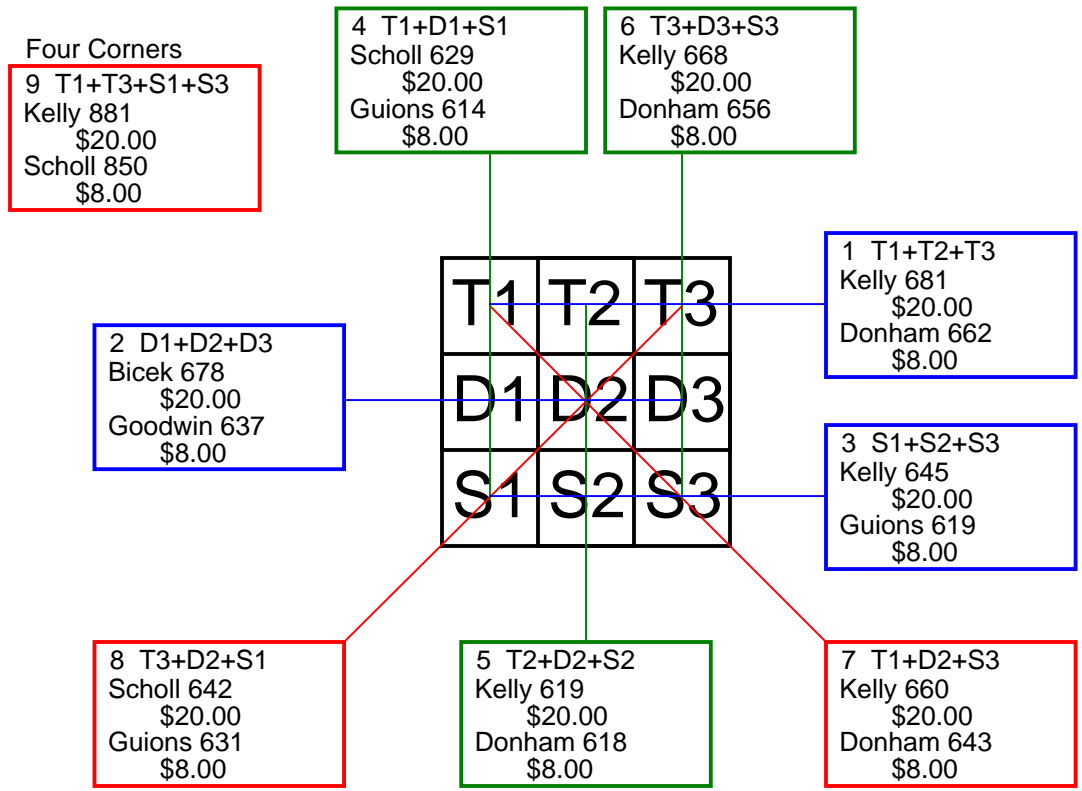
Last Name	First Name	City	State	T1+T2+T3	D1+D2+D3	S1+S2+S3	T1+D1+S1	T2+D2+S2	T3+D3+S3	T1+D2+S3	T3+D2+S1	T1+T3+S1+S3
Brice	Myrtle	Raleigh	NC	509	550	511	483	509	578	565	516	701
Chase	Sue	Miamisburg	OH	582	654 \$8	682 \$20	620	667 \$8	631 \$20	616 \$8	638	816 \$8
Epifano	Debbie	Garfield Heights	OH	648 \$20	550	583	640 \$20	560	581	618 \$20	536	832 \$20
Gilbert	Sandy	Plainfield	IL	580	634	644 \$8	593	679 \$20	586	571	646	769
Harris	Ruth	Waukegan	IL	589	591	624	635 \$8	590	579	538	658 \$20	814
Holoubek	Margaret	Evergreen Park	IL	438	663 \$20	555	514	560	582	598	609	691
Klosin	Mariam	None		628	63	63	243	255	256	243	256	457
Parmer	Tina	Edinburg	TX	491	496	591	458	550	570	520	525	703
Sayre	Bernice	Aloha	OR	637 \$8	579	540	615	557	584	607	517	788
Sherrill	Denise	Midwest City	OK	505	512	531	505	488	555	554	504	718
Thacker	Denise	Bedford	OH	594	644	610	616	602	630 \$8	578	657 \$8	813
VanVelzen	Marcia	Independence	MO	546	613	588	597	557	593	504	580	746
Wade	Debbie	West Jordan	UT	542	548	508	545	549	504	528	543	691
Wilson	Michelle	Everett	WA	544	537	620	604	533	564	563	575	800



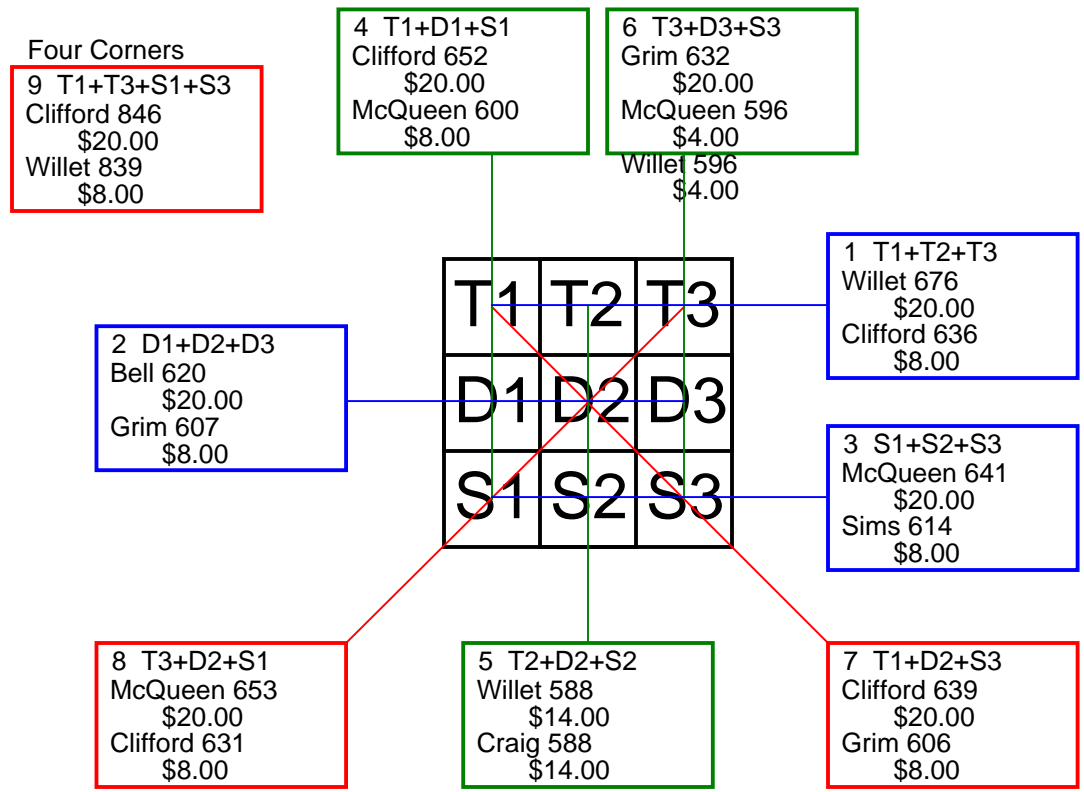
Last Name	First Name	City	State	T1+T2+T3	D1+D2+D3	S1+S2+S3	T1+D1+S1	T2+D2+S2	T3+D3+S3	T1+D2+S3	T3+D2+S1	T1+T3+S1+S3
Adkins	Deb	Catawba	SC	584	517	510	496	595 \$8	520	523	510	677
Brown	Frances	Washington	DC	516	584	543	579	563	501	535	585 \$8	704
Brown	Terri	Clarksburg	MA	533	577	656 \$20	601	593	572	630 \$8	581	801
Fischer	Heidi	Glen Burnie	MD	599 \$8	564	573	610 \$8	569	557	624	576	802 \$8
Fontenot	Becky	Iowa	LA	482	632 \$8	538	564	543	545	544	518	672
Glaser	Debra	Stone Mountain	GA	621 \$20	683 \$20	613	646 \$20	657 \$20	614 \$20	647 \$20	644 \$20	815 \$20
Harrington	Kandy	None		595	66	66	209	268	250	209	250	415
Harris	Velma	Compton	CA	492	575	545	533	509	570	533	520	703
Kratz	Noreen	Downers Grove	IL	496	526	516	521	472	545	523	539	714
Lehmann	Dayna	Kenner	LA	518	494	562	526	523	525	487	520	707
Leonard	Jeanie	Lyndonville	VT	510	508	602	483	567	570	563	534	729
Maglio	Peggy	Twin Lakes	WI	593	547	536	538	560	578 \$8	560	567	755
Page	Claretta	Carteret	NJ	537	548	504	475	592	522	579	563	680
Sky	MaryLou	Warren	MI	443	525	616 \$8	500	519	565	526	485	697



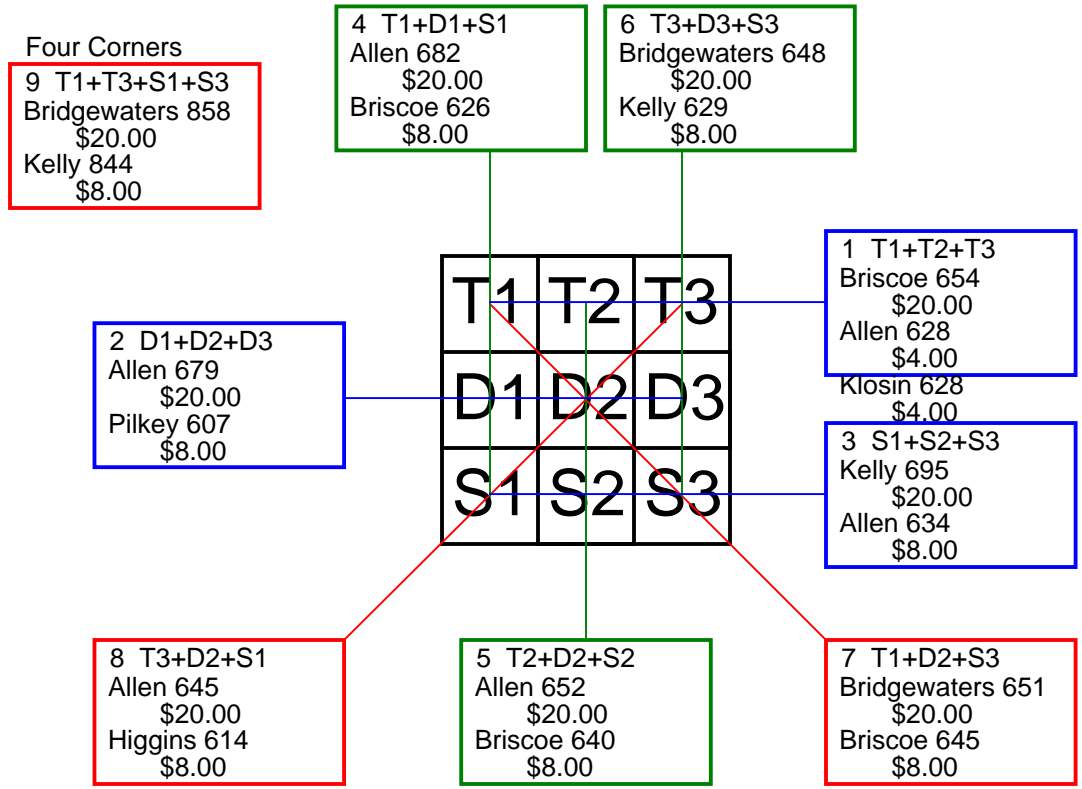
Last Name	First Name	City	State	T1+T2+T3	D1+D2+D3	S1+S2+S3	T1+D1+S1	T2+D2+S2	T3+D3+S3	T1+D2+S3	T3+D2+S1	T1+T3+S1+S3
Bahmiller	Kathleen	Bismarck	ND	434	557	519	499	516	495	510	476	620
Barton	Marianne	Crystal Lake	IL	547	553	563	573	555	535	565	566	747
Bicek	Elizabeth	West Chicago	IL	559	678 \$20	549	590	617	579	633	620	745
Correia	Shirlanna	Traverse City	MI	571	563	504	568	597	473	536	611	701
Donham	Kathy	Havelock	NC	662 \$8	581	610	579	618 \$8	656 \$8	643 \$8	524	825
Goodwin	Roxanne	Lebanon	OR	540	637 \$8	596	563	601	609	592	585	749
Guions	Barbara	Philadelphia	PA	609	522	619 \$8	614 \$8	561	575	549	631 \$8	838
Hengel	Karen	Sauk Rapids	MN	500	575	500	500	522	553	509	542	669
Kelly	Megan	Huber Heights	OH	681 \$20	530	645 \$20	569	619 \$20	668 \$20	660 \$20	569	881 \$20
Lamrouex	Loxxie	Bartlett	TN	569	605	557	565	571	595	640	533	761
Radowich	Melanie	Chicago	IL	531	571	560	551	570	541	548	546	712
Scholl	Holly	Mechanicsville	VA	585	576	616	629 \$20	538	610	582	642 \$20	850 \$8
Thomas	Jan	Urbandale	IA	486	544	559	520	553	516	574	512	690
Wisk	Kari	Sedalia	CO	578	557	600	583	601	551	525	622	767



Last Name	First Name	City	State	T1+T2+T3	D1+D2+D3	S1+S2+S3	T1+D1+S1	T2+D2+S2	T3+D3+S3	T1+D2+S3	T3+D2+S1	T1+T3+S1+S3
Bell	Lynn	Frazee	MN	526	620	\$20	566	558	577	577	565	730
Clifford	Marilyn	Columbus	OH	636	\$8	594	581	652	\$20	583	576	639
Craig	Gloria	Temple	GA	579	484	531	520	588	\$14	486	528	719
Gatton	Kim	Three Rivers	MI	516	565	553	560	554	520	518	552	700
Grim	Sherry	Columbia City	IN	548	607	\$8	587	539	571	632	\$20	606
Horn	Jackie	Church Hill	TN	547	580	525	541	576	535	553	516	687
Johnston	Cynthia	Kennedy	NY	519	569	569	563	521	573	585	585	768
Klosin	Mariam	None		628	63	63	243	255	256	243	256	457
McQueen	Camille	Long Valley	NJ	527	602	641	\$20	600	\$8	574	596	\$4
Powell	Shelby	Topeka	KS	530	541	538	581	550	478	567	506	703
Rhodes	Ruby	El Paso	TX	571	532	575	552	566	560	544	564	756
Rubley	Lynn	Blue Grass	IA	526	605	541	555	573	544	510	545	681
Sims	Jacqueline	Fairfield	CA	544	513	614	\$8	505	581	585	549	755
Willet	Gayle	Evanston	WY	676	\$20	532	575	599	588	\$14	596	\$4

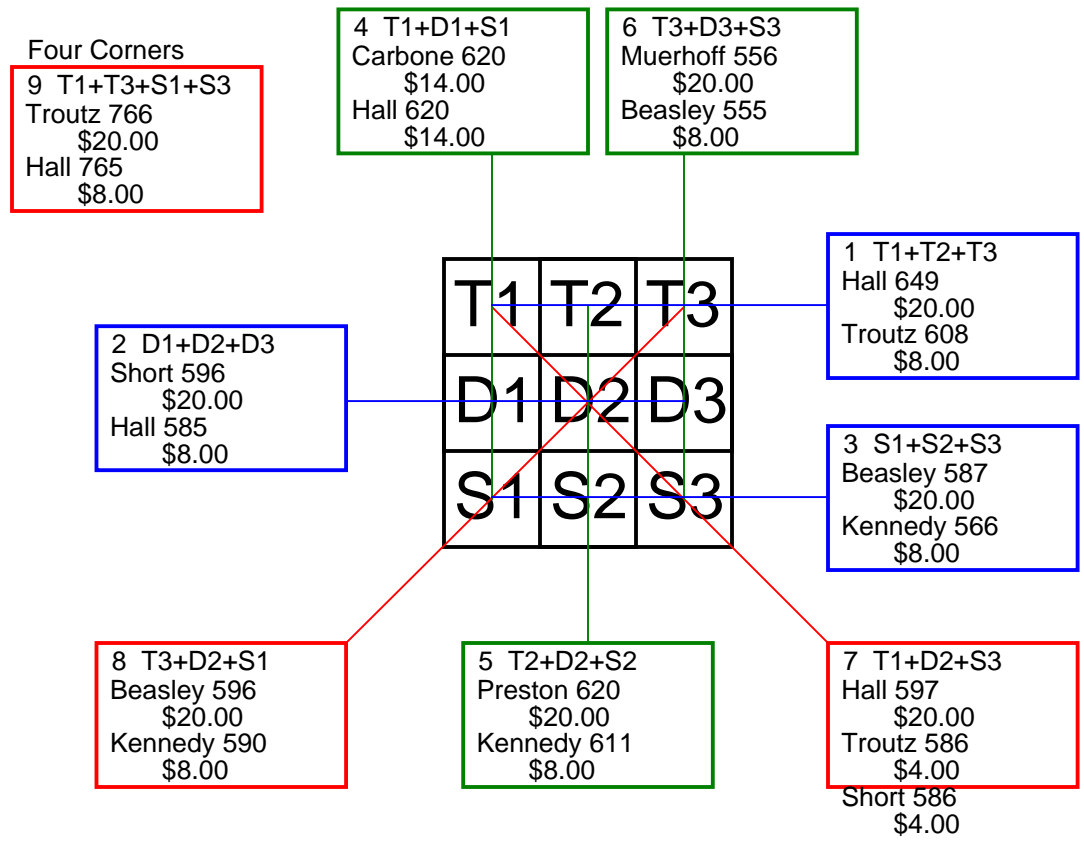


Last Name	First Name	City	State	T1+T2+T3	D1+D2+D3	S1+S2+S3	T1+D1+S1	T2+D2+S2	T3+D3+S3	T1+D2+S3	T3+D2+S1	T1+T3+S1+S3
Allen	Theresa	Milwaukee	WI	628 \$4	679 \$20	634 \$8	682 \$20	652 \$20	607	640	645 \$20	835
Bridgewaters	JoJo	Aurora	CO	604	572	611	595	544	648 \$20	651 \$20	581	858 \$20
Briscoe	Shirley	Washington	DC	654 \$20	606	628	626 \$8	640 \$8	622	645 \$8	588	839
Dahm	Cheryl	Elkhart Lake	WI	576	494	577	549	559	539	565	560	771
Higgins	Robin	Saint Petersburg	FL	523	552	536	539	471	601	535	614 \$8	775
Kelly	Linda	Dayton	OH	559	559	695 \$20	604	580	629 \$8	581	603	844 \$8
Klosin	Mariam	None		628 \$4	63	63	243	255	256	243	256	457
May	Marguerita	Elizabethton	TN	559	486	514	486	548	525	504	471	675
Pilkey	Jacqueline	Killeen	TX	573	607 \$8	609	604	579	606	598	554	786
Sherzer	Julie	Coon Rapids	MN	526	534	557	529	564	524	582	498	706
Shoberg	Carol	Wauwatosa	WI	539	487	506	465	539	528	545	477	678
Stepanich	CarolAnn	Castle Rock	CO	543	574	503	565	518	537	482	565	701
Tompkins	Penny	Greenville	MI	560	517	495	502	531	539	539	561	716
Williams	Jennifer	Detroit	MI	529	546	533	533	571	504	570	566	706

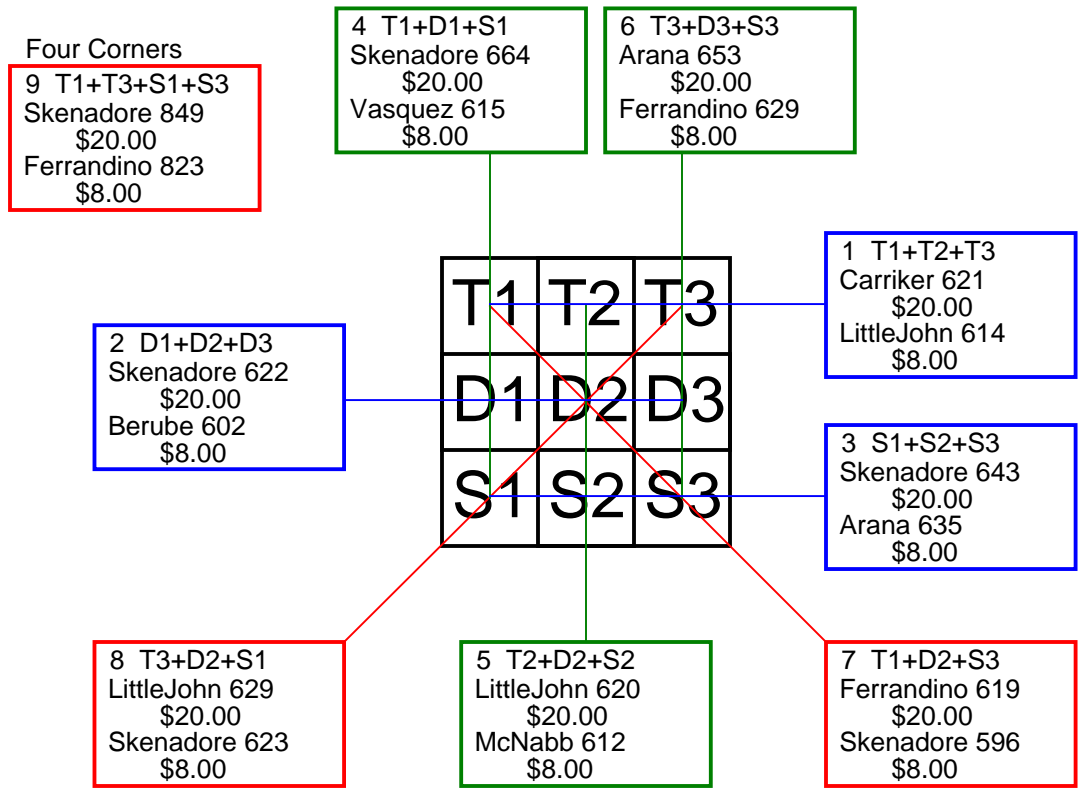




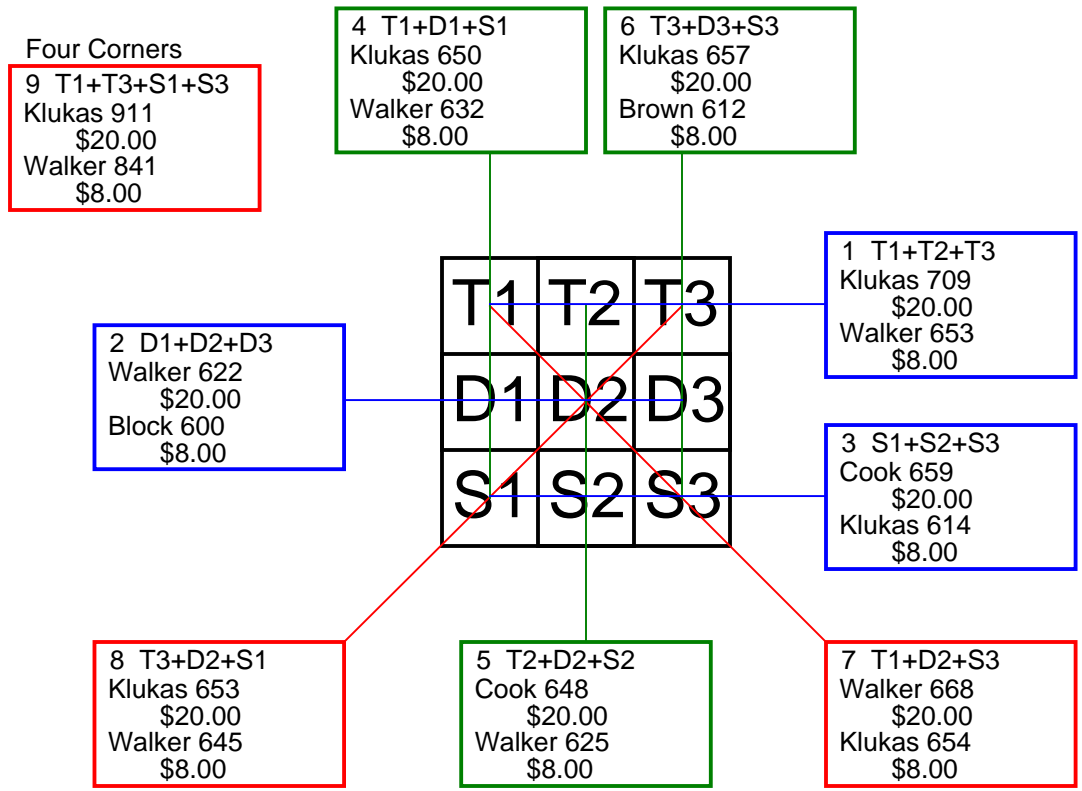
Last Name	First Name	City	State	T1+T2+T3	D1+D2+D3	S1+S2+S3	T1+D1+S1	T2+D2+S2	T3+D3+S3	T1+D2+S3	T3+D2+S1	T1+T3+S1+S3
Beasley	Michelle	Edgewater	MD	548	561	587 \$20	581	560	555 \$8	486	596 \$20	744
Blakley	Kym	Reno	NV	490	553	545	531	515	542	509	554	701
Carbone	Kelly	Mesa	AZ	476	552	550	620 \$14	489	469	535	521	710
Hall	Penny	Gloucester	VA	649 \$20	585 \$8	536	620 \$14	610	540	597 \$20	548	765 \$8
Hamm	Brandi	Hueytown	AL	541	502	261	512	415	377	335	493	534
Hatcher	Patricia	Brooklyn	NY	515	484	510	524	499	486	513	529	698
Kennedy	Julia	Niles	MI	587	571	566 \$8	563	611 \$8	550	561	590 \$8	745
Koenigsfeld	Alyssa	Grundy Center	IA	472	584	552	525	544	539	536	589	695
Muerhoff	Ann	Alamogordo	NM	511	577	517	523	526	556 \$20	472	537	671
ODell	Ernestine	Colorado City	TX	444	485	511	471	473	496	490	472	642
Polak	Cheryl	Pearland	TX	482	482	539	566	505	432	517	524	691
Preston	Francene	Ocala	FL	537	554	533	572	620 \$20	432	559	551	670
Short	Cindy	Garrett	IN	522	596 \$20	505	526	575	522	586 \$4	553	681
Troutz	Gloria	San Antonio	TX	608 \$8	548	506	565	546	551	586 \$4	576	766 \$20



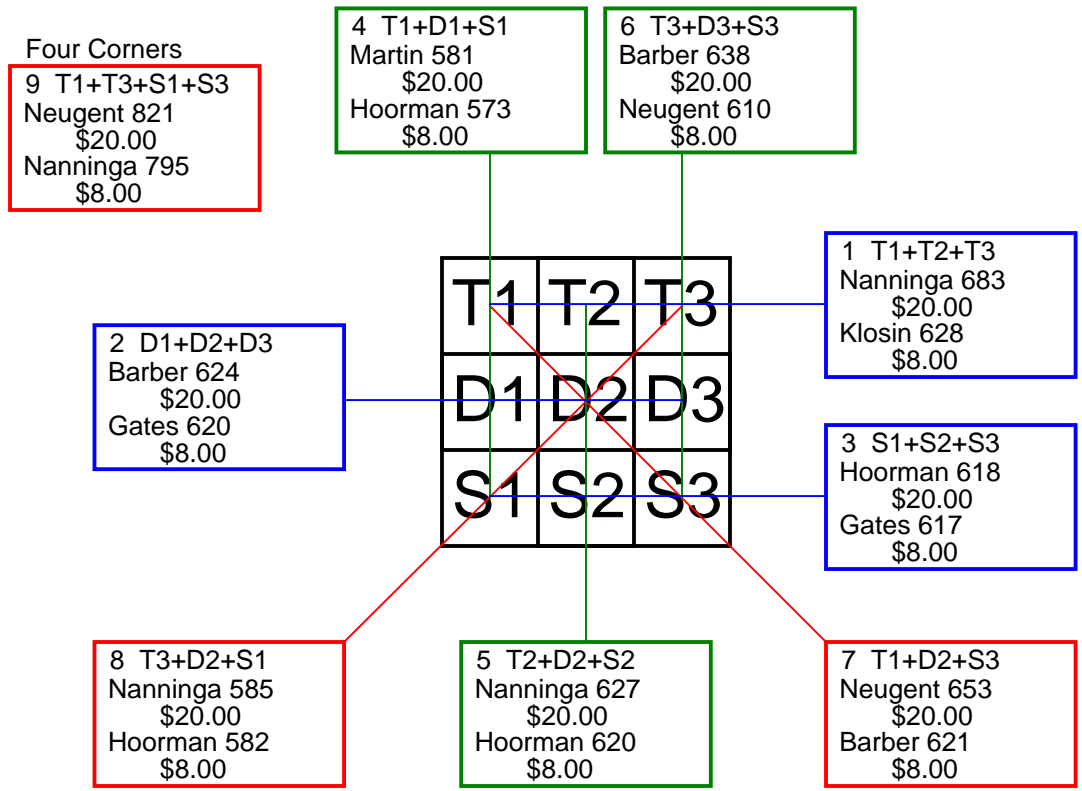
Last Name	First Name	City	State	T1+T2+T3	D1+D2+D3	S1+S2+S3	T1+D1+S1	T2+D2+S2	T3+D3+S3	T1+D2+S3	T3+D2+S1	T1+T3+S1+S3
Arana	Debora	Bangor	PA	580	591	635 \$8	544	609	653 \$20	561	585	786
Berube	Amy	Calhoun	MO	459	602 \$8	527	534	501	553	492	545	669
Carriker	Paulette	Concord	NC	621 \$20	502	559	551	566	565	504	545	759
Cohen	Lori	Massapequa	NY	555	413	473	475	465	501	442	532	700
Ferrandino	Mary	Lisle	IL	612	555	601	556	583	629 \$8	619 \$20	590	823 \$8
LittleJohn	Frances	Suitland	MD	614 \$8	569	632	580	620 \$20	615	576	629 \$20	819
Lowell	Carole	Fayetteville	GA	500	497	494	471	495	525	472	522	664
McNabb	Robbie	Flagstaff	AZ	545	577	564	562	612 \$8	512	530	543	689
Moschell	Brenda	Palm Desert	CA	462	543	539	560	490	494	525	526	691
Skenadore	Donna	Milwaukee	WI	596	622 \$20	643 \$20	664 \$20	575	622	596 \$8	623 \$8	849 \$20
Slavich	Jo	Schaumburg	IL	486	536	627	549	570	530	567	570	741
Spolum	Diane	Fargo	ND	497	527	562	562	499	525	529	553	734
Vasquez	Martha	Fayetteville	NC	566	510	619	615 \$8	536	544	532	591	807
Williams	Eddie	Huntley	IL	579	546	596	566	602	553	572	562	760



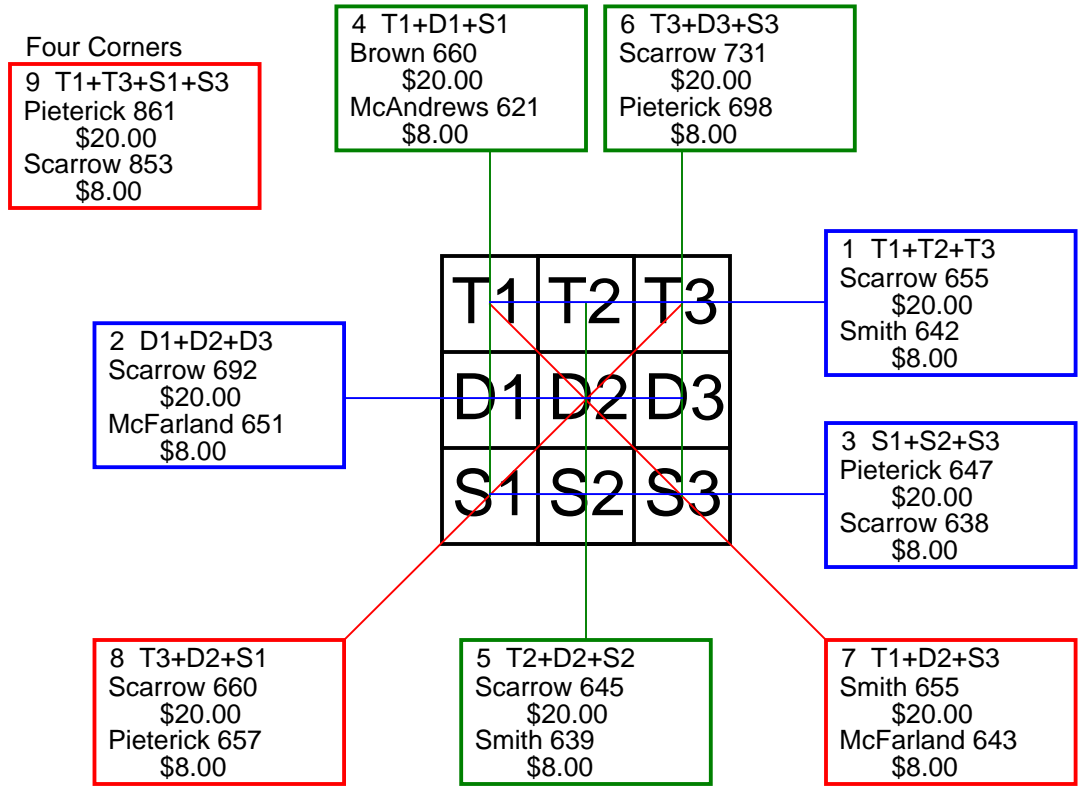
Last Name	First Name	City	State	T1+T2+T3	D1+D2+D3	S1+S2+S3	T1+D1+S1	T2+D2+S2	T3+D3+S3	T1+D2+S3	T3+D2+S1	T1+T3+S1+S3
Block	Shelia	Lancaster	OH	627	600 \$8	565	626	584	582	621	548	795
Brown	Jonny	Aztec	NM	632	576	608	595	609	612 \$8	548	548	786
Cervencik	Colleen	Romeoville	IL	567	541	594	570	624	508	573	597	748
Cook	Linda	Sarasota	FL	528	587	659 \$20	534	648 \$20	592	562	595	745
Eggers	Linda	Great Bend	KS	618	565	569	556	598	598	596	581	785
Gough	Gina	Sault Sainte Marie	MI	572	496	579	546	587	514	562	539	743
Klukas	Sara	Colfax	WI	709 \$20	594	614 \$8	650 \$20	610	657 \$20	654 \$8	653 \$20	911 \$20
Krueger	Mary	New Munich	MN	529	595	573	536	556	605	555	636	761
Long	Sheila	Jacksonville	FL	573	544	575	572	543	577	589	544	781
Manthei	Diana	Des Moines	IA	595	592	496	560	553	570	507	538	707
Martin	Virginia	Harrisburg	PA	531	553	580	575	527	562	551	588	769
Poole	Jennifer	Middletown	MD	474	583	541	535	521	542	532	496	672
Sterbenz	Michelle	Brownstown	MI	562	572	359	548	583	362	357	539	524
Walker	Bessie	Rocky Mount	NC	653 \$8	622 \$20	577	632 \$8	625 \$8	595	668 \$20	645 \$8	841 \$8



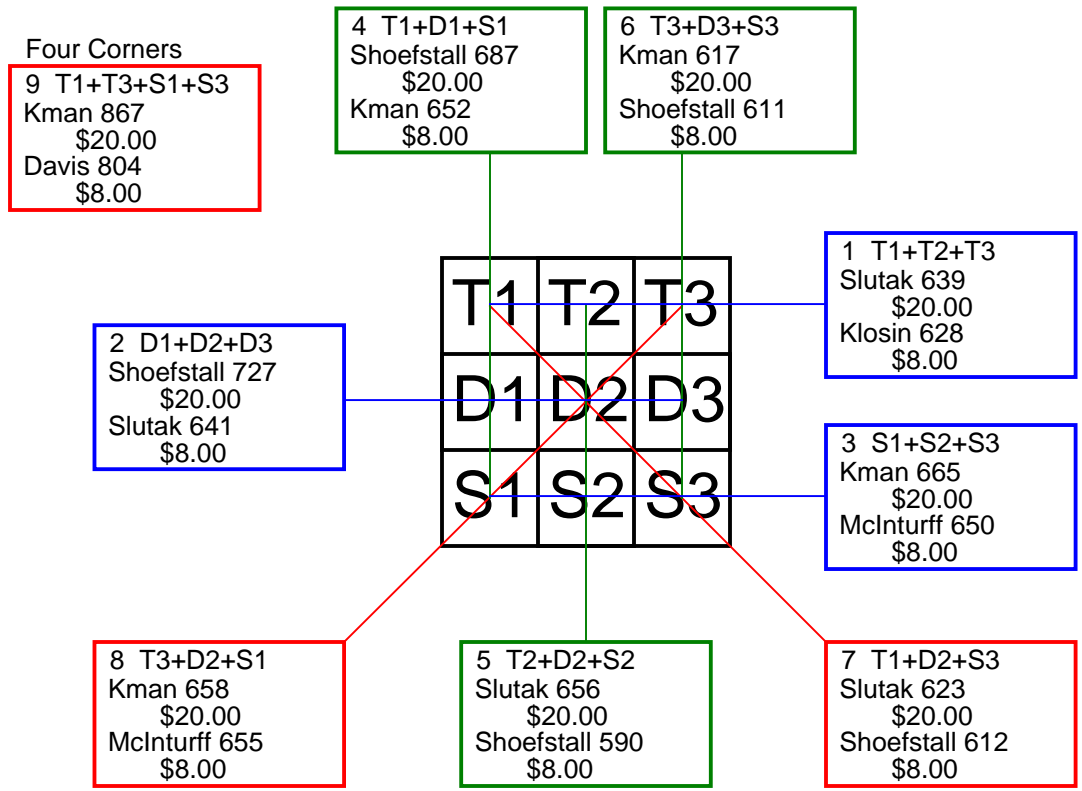
Last Name	First Name	City	State	T1+T2+T3	D1+D2+D3	S1+S2+S3	T1+D1+S1	T2+D2+S2	T3+D3+S3	T1+D2+S3	T3+D2+S1	T1+T3+S1+S3
Barber	Pam	Middlesex	NJ	510	624 \$20	599	509	586	638 \$20	621 \$8	568	745
Gates	Gloria	Blaine	MN	446	620 \$8	617 \$8	552	537	594	576	532	720
Gomez	Joey	St John	IN	494	590	501	523	514	548	482	518	654
Guenther	Michelle	Kingman	AZ	457	564	529	544	512	494	514	500	654
Hodson	Teresa	Anderson	IN	530	560	550	540	602	498	611	509	692
Hoorman	Joei	Ottawa	OH	526	616	618 \$20	573 \$8	620 \$8	567	593	582 \$8	741
Klosin	Mariam	None		628 \$8	63	63	243	255	256	243	256	457
Lantzy	Jeri	Redford	MI	492	560	564	509	559	548	562	496	684
Lee	Willye Mae	Somerses	NJ	474	531	486	472	546	473	557	493	626
Martin	Melissa	Swansboro	NC	558	532	572	581 \$20	523	558	559	525	766
McIntaggart	Sharon	Muskego	WI	401	492	573	470	498	498	482	501	645
Nanninga	Cassidy	Wichita	KS	683 \$20	556	553	572	627 \$20	593	582	585 \$20	795 \$8
Neugent	Sissy	Waxahachie	TX	616	553	572	561	570	610 \$8	653 \$20	574	821 \$20
Renner	Dorothy	Saint Louis	MO	513	525	579	488	577	552	545	534	703



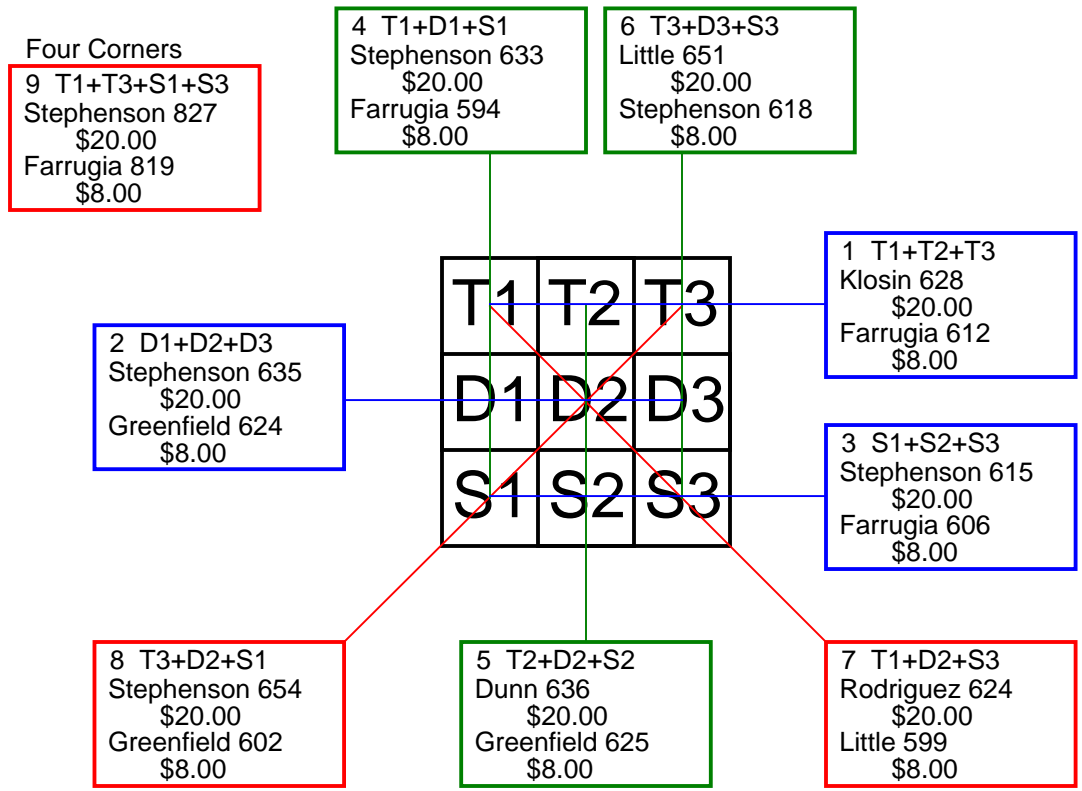
Last Name	First Name	City	State	T1+T2+T3	D1+D2+D3	S1+S2+S3	T1+D1+S1	T2+D2+S2	T3+D3+S3	T1+D2+S3	T3+D2+S1	T1+T3+S1+S3
Bausch	Cheryl	Campbellsport	WI	501	575	567	580	498	565	531	549	740
Brown	Darla	Chillicothe	OH	580	579	618	660 \$20	579	538	597	610	815
Dawson	Susan	Winston-Salem	NC	560	540	570	558	521	591	538	581	779
Dick	Robin	Cleveland	NC	538	530	536	522	525	557	572	571	747
Lou	May	Anaheim	CA	589	559	523	547	547	577	574	570	758
McAndrews	Linda	Farmington	NM	616	580	597	621 \$8	579	593	564	604	812
McFarland	Patricia	Toledo	OH	586	651 \$8	567	587	611	606	643 \$8	574	767
Pieterick	Charity	Fargo	WI	593	626	647 \$20	583	585	698 \$8	616	657 \$8	861 \$20
Scarrow	Marcie	Chapman	KS	655 \$20	692 \$20	638 \$8	609	645 \$20	731 \$20	603	660 \$20	853 \$8
Smith	Angela	Bartlesville	OK	516	530	551	549	513	535	483	548	713
Smith	Ellen	Pocomoke City	MD	642 \$8	611	594	576	639 \$8	632	655 \$20	578	809
Smith	Sandy	Macon	MO	550	594	517	550	550	561	496	558	696
Tollefson	Julie	Chino Valley	AZ	556	488	514	535	506	517	497	508	711
Upchurch	Barbara	Sturgis	MS	579	508	549	566	536	534	536	545	755



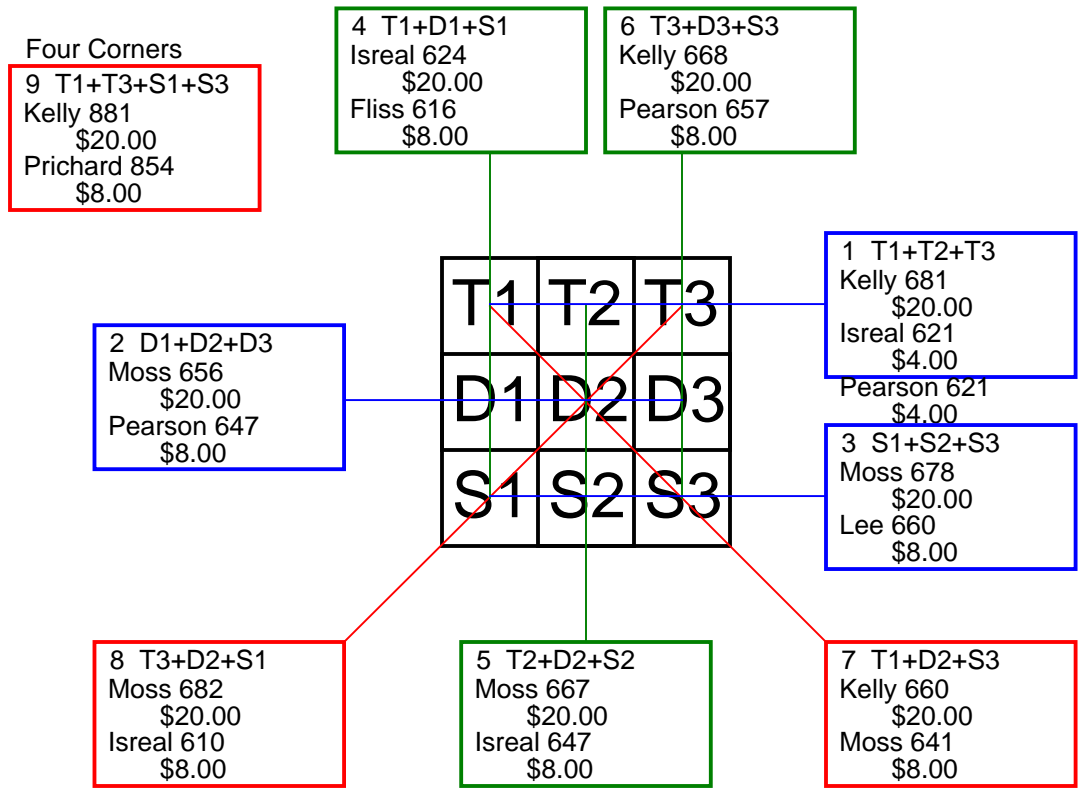
Last Name	First Name	City	State	T1+T2+T3	D1+D2+D3	S1+S2+S3	T1+D1+S1	T2+D2+S2	T3+D3+S3	T1+D2+S3	T3+D2+S1	T1+T3+S1+S3
Anderson	Kellye	Fredericksburg	VA	600	519	531	585	554	511	532	525	737
Bruegeman	Kathy	Cameron Park	CA	591	460	584	545	566	524	561	537	772
Burgess	Carol	Indianapolis	IN	493	540	503	519	491	526	519	493	674
Davis	Diane	Caledonia	IL	577	486	626	597	558	534	533	589	804 \$8
Klosin	Mariam	None		628 \$8	63	63	243	255	256	243	256	457
Kman	Estelle	Crystal Lake	IL	572	592	665 \$20	652 \$8	560	617 \$20	589	658 \$20	867 \$20
Koleczek	Connie	Lake Placid	FL	512	541	573	512	561	553	583	556	729
Martorano	Daniela	Chicago	IL	537	516	505	505	514	539	552	531	713
McInturff	Connie	Longwood	FL	510	636	650 \$8	637	588	571	592	655 \$8	797
RandolphKelley	Constance	Riverdale	MD	602	474	599	563	550	562	542	550	798
Saenger	Lynda	Germantown	TN	531	546	566	595	561	487	538	517	709
Schlatmann	Debbie	Toms River	NJ	567	519	559	556	558	531	587	536	753
Shoefstall	Dorothy	Catoosa	OK	565	727 \$20	596	687 \$20	590 \$8	611 \$8	612 \$8	646	800
Slutak	Allyson	Sausalito	CA	639 \$20	641 \$8	576	604	656 \$20	596	623 \$20	653	798



Last Name	First Name	City	State	T1+T2+T3	D1+D2+D3	S1+S2+S3	T1+D1+S1	T2+D2+S2	T3+D3+S3	T1+D2+S3	T3+D2+S1	T1+T3+S1+S3
Alvarez	Marie	Mill Creek	WA	466	507	504	486	494	497	508	484	648
Barnes	Millie	Southfield	MI	566	527	488	481	580	520	550	560	686
Bilello	Bridget	Bayville	NJ	562	541	554	550	577	530	554	567	733
Dunn	Patricia	Hawthorne	NJ	513	582	581	576	636 \$20	464	579	578	691
Farrugia	Lana	Newport	NC	612 \$8	523	606 \$8	594 \$8	550	597	574	547	819 \$8
Greenfield	Angela	Oklahoma City	OK	571	624 \$8	558	555	625 \$8	573	571	602 \$8	727
Hays	Jamie	Independence	MO	529	439	446	488	440	486	473	464	669
Klosin	Mariam	None		628 \$20	63	63	243	255	256	243	256	457
Lee	Nola M	Rochester	NY	470	575	530	490	542	543	516	557	663
Little	Fay	Hilliard	OH	524	579	581	549	484	651 \$20	599 \$8	571	804
Ontiveros	Gina	Chicago	IL	466	502	523	512	469	510	492	511	681
Rodriguez	Patricia	Pasadena	TX	572	593	572	578	582	577	624 \$20	598	782
Stephenson	Susan	Sarasota	FL	570	635 \$20	615 \$20	633 \$20	569	618 \$8	595	654 \$20	827 \$20
Thibault	Jean	Hollis Center	ME	580	491	542	487	549	577	526	536	736

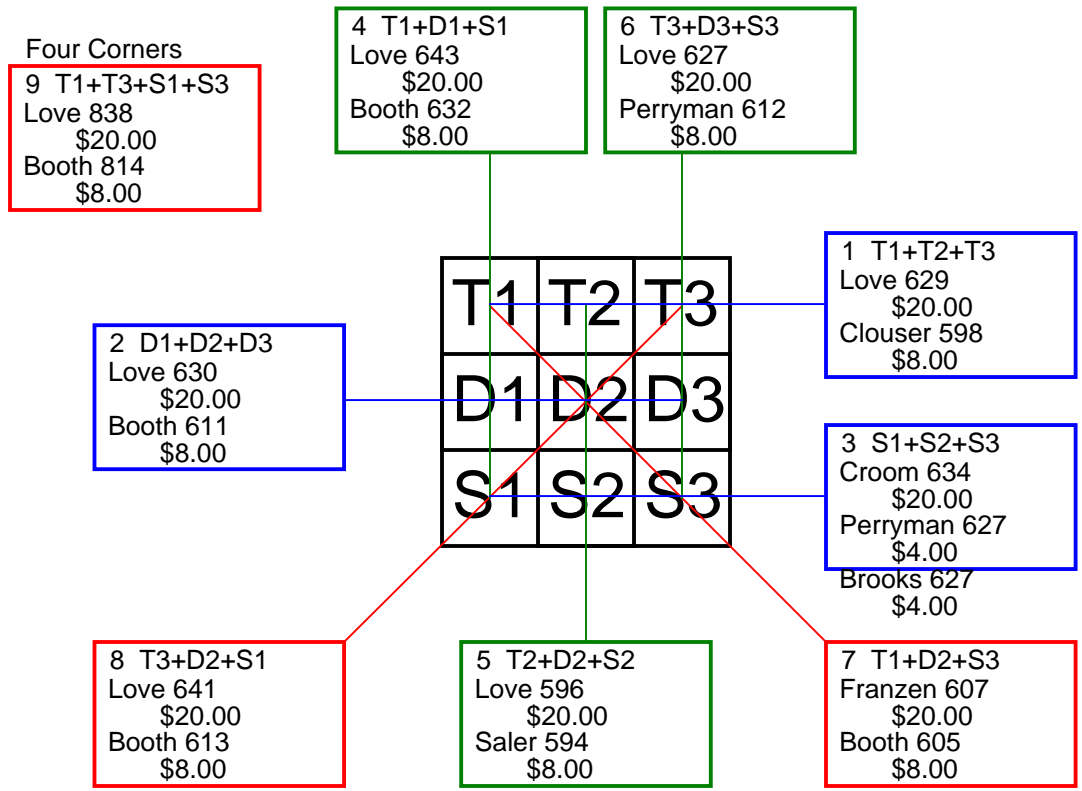


Last Name	First Name	City	State	T1+T2+T3	D1+D2+D3	S1+S2+S3	T1+D1+S1	T2+D2+S2	T3+D3+S3	T1+D2+S3	T3+D2+S1	T1+T3+S1+S3
Fliss	Cynthia	Matthews	NC	591	527	629	616 \$8	537	594	566	591	841
Hopkins	Bev	Vista	CA	551	544	566	564	547	550	483	555	726
Isreal	Bonnie	Louisville	KY	621 \$4	636	592	624 \$20	647 \$8	578	625	610 \$8	789
Kelly	Megan	Huber Heights	OH	681 \$20	530	645	569	619	668 \$20	660 \$20	569	881 \$20
Laliberte	Pat	Augusta	ME	496	475	545	452	524	540	456	505	665
Lee	Sandra	Dunkirk	MD	576	563	660 \$8	564	587	648	597	592	829
Moss	Eboni	Battleboro	NC	595	656 \$20	678 \$20	607	667 \$20	655	641 \$8	682 \$20	845
Nelson	Tanya	San Jose	CA	515	580	536	495	572	564	551	540	683
Pearson	Diane	Vallejo	CA	621 \$4	647 \$8	577	593	595	657 \$8	625	581	804
Prichard	IlaMae	Mission	TX	576	552	623	598	521	632	602	604	854 \$8
Ratfield	Jeanne	Dekalb	IL	520	547	601	564	570	534	563	546	737
Svinicki	Kimberli	Jackson	MI	532	519	613	549	512	603	545	592	801
Thomas	Mamie	Knoxville	TN	513	510	454	489	512	476	543	443	632
ZochSelewach	Jennifer	Sugar Land	TX	501	568	499	447	560	561	535	547	654

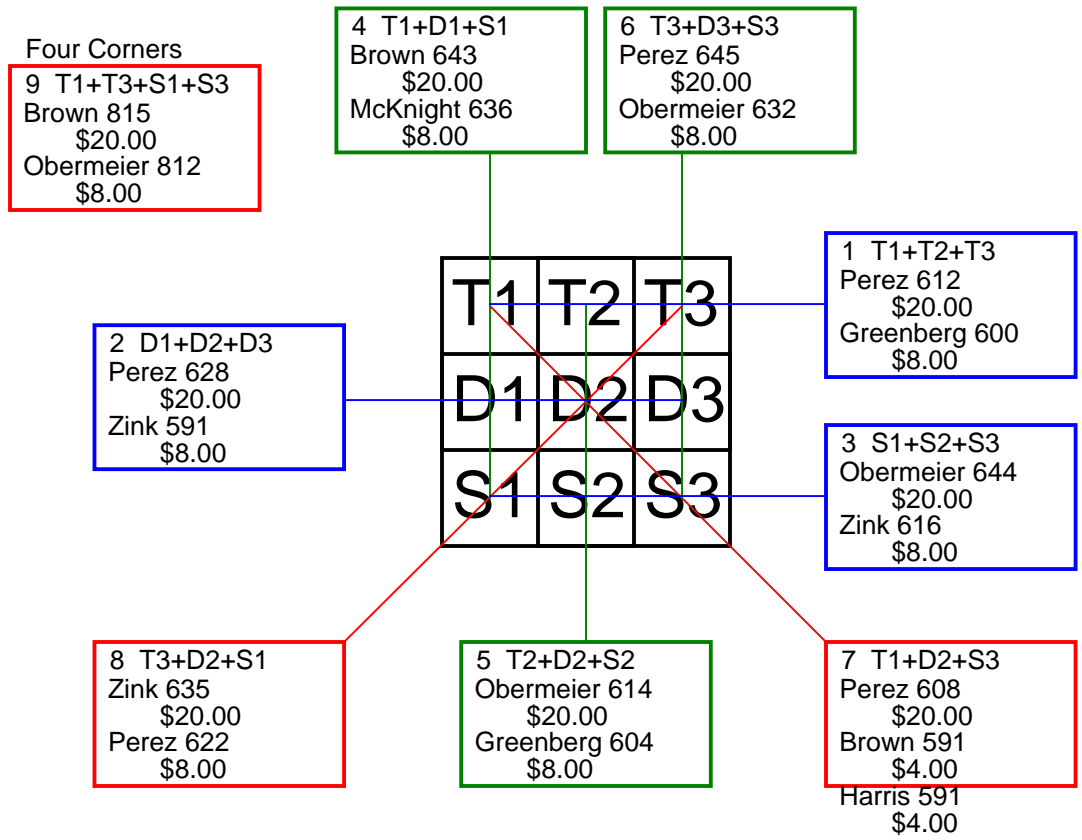




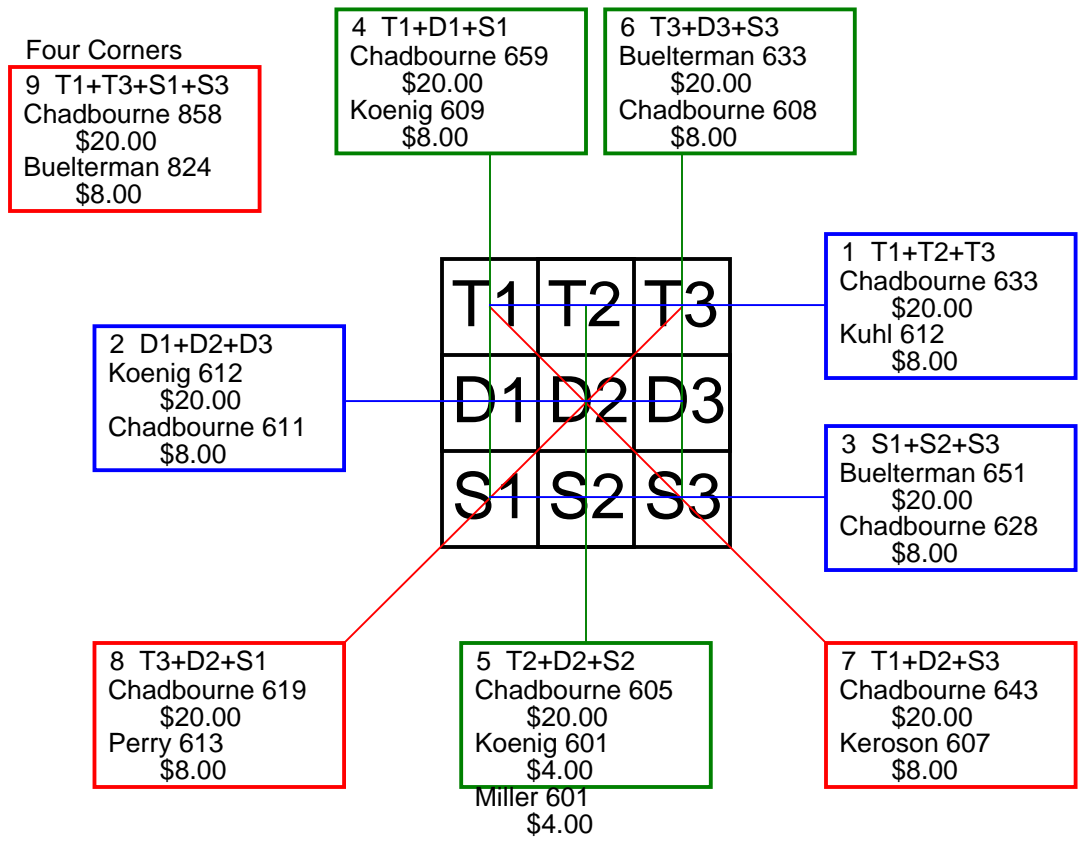
Last Name	First Name	City	State	T1+T2+T3	D1+D2+D3	S1+S2+S3	T1+D1+S1	T2+D2+S2	T3+D3+S3	T1+D2+S3	T3+D2+S1	T1+T3+S1+S3
Booth	Becky	Spring Lake	NC	563	611 \$8	626	632 \$8	577	591	605 \$8	613 \$8	814 \$8
Brooks	Yvette	Plattsmouth	NE	540	507	627 \$4	606	543	525	512	580	780
Butterfield	Michelle	Wichita	KS	586	510	506	500	563	539	520	507	695
Clouser	Karen	Toms River	NJ	598 \$8	533	570	540	589	572	553	518	743
Croom	Shirley	Plainfield	IL	518	520	634 \$20	526	571	575	489	494	715
Dollins	Nona	Shawnee	OK	533	508	544	543	475	567	558	542	768
Franzen	Star	Shorewood	IL	508	569	618	555	580	560	607 \$20	578	759
Kreitner	Sharon	Coloma	MI	497	524	528	507	500	542	538	524	704
Love	Phyllis	Harker Heights	TX	629 \$20	630 \$20	607	643 \$20	596 \$20	627 \$20	593	641 \$20	838 \$20
Perryman	Stephanie	Independence	MO	570	573	627 \$4	585	573	612 \$8	603	588	813
Saler	Marilyn	Cabool	MO	513	578	608	561	594 \$8	544	525	572	717
Scantling	Beverly	Brookfield	CT	490	472	515	500	472	505	477	527	690
Vega	Isabel	Helper	UT	511	565	563	532	548	559	556	522	710
Zell	Gay	Shelby	MT	557	498	500	508	547	500	546	504	690



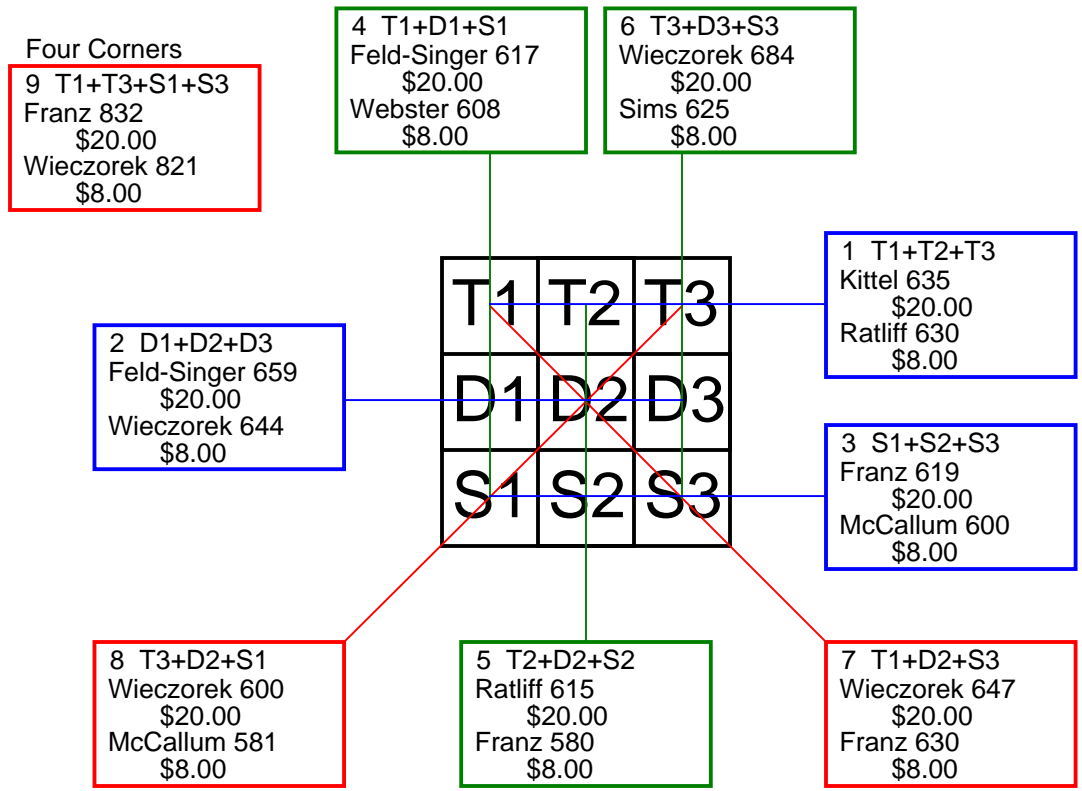
Last Name	First Name	City	State	T1+T2+T3	D1+D2+D3	S1+S2+S3	T1+D1+S1	T2+D2+S2	T3+D3+S3	T1+D2+S3	T3+D2+S1	T1+T3+S1+S3
Brown	Evelyn	Hawthorne	CA	596	559	596	643 \$20	550	558	591 \$4	570	815 \$20
Butler	Gwendolyn	East Providence	RI	512	552	537	496	503	602	546	522	720
Gilland	Cheryl	Gillette	WY	567	505	520	552	533	507	552	557	739
Greenberg	Sigal	Desert Hills	AZ	600 \$8	574	615	555	604 \$8	630	572	546	780
Harris	Pat	Stafford	TX	553	487	555	534	519	542	591 \$4	562	777
Krasso	Mallissa	Bellevue	NE	539	562	568	553	568	548	586	547	737
McDonell	Vanessa	Wausau	WI	565	573	551	582	559	548	548	552	738
McKnight	Margaret	Mechanicsburg	PA	595	558	597	636 \$8	573	541	535	564	779
Obermeier	Dorothy	Cairo	NE	595	583	644 \$20	576	614 \$20	632 \$8	567	619	812 \$8
Perez	Christina	Centralia	WA	612 \$20	628 \$20	552	571	576	645 \$20	608 \$20	622 \$8	802
Pope	Doris	Philadelphia	PA	565	515	524	542	523	539	531	539	734
Terrell-Ellis	Elaine	Detroit	MI	562	578	568	551	565	592	530	527	729
Watt	Kathleen	Jersey City	NJ	525	552	579	549	560	547	522	541	717
Zink	Rita	Milton	WI	529	591 \$8	616 \$8	586	556	594	578	635 \$20	797



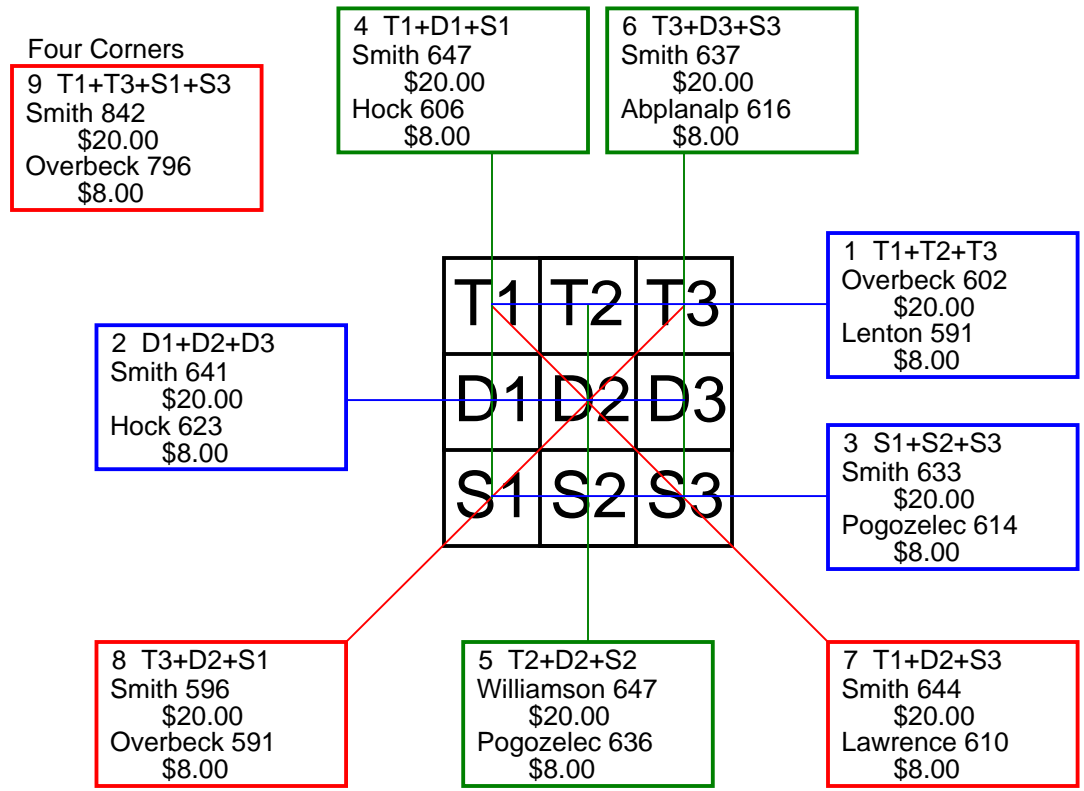
Last Name	First Name	City	State	T1+T2+T3	D1+D2+D3	S1+S2+S3	T1+D1+S1	T2+D2+S2	T3+D3+S3	T1+D2+S3	T3+D2+S1	T1+T3+S1+S3
Bernal	Patricia	Justice	IL	546	524	565	577	570	488	514	525	707
Buelterman	Daphne	Simpsonville	SC	564	576	651 \$20	601	557	633 \$20	559	597	824 \$8
Chadbourne	Ginny	Detroit Lakes	MN	633 \$20	611 \$8	628 \$8	659 \$20	605 \$20	608 \$8	643 \$20	619 \$20	858 \$20
Chronister	Judy	Falls Church	VA	504	509	518	511	543	477	490	499	649
Garcia	DeeVee	Touchet	WA	524	504	495	496	507	520	469	526	673
Keroson	Lana	Park City	IL	567	574	583	584	585	555	607 \$8	564	767
Koenig	Haley	Canon City	CO	579	612 \$20	569	609 \$8	601 \$4	550	561	607	754
Kuhl	Denae	Kearney	NE	612 \$8	554	556	590	563	569	557	555	774
Lee	Yvonne Dora			537	554	578	570	555	544	575	522	739
Miller	C Colleen	Walla Walla	WA	566	511	584	534	601 \$4	526	537	588	741
Perry	Michelle	Isanti	MN	468	513	573	537	498	519	485	613 \$8	728
Tucker	Alicia	None		567	72	72	234	230	247	234	247	433
Weaver	Patricia	Lubbock	TX	544	585	521	558	518	574	514	552	720
Wester	Cheryle	Tampa	FL	547	496	526	444	588	537	523	541	678



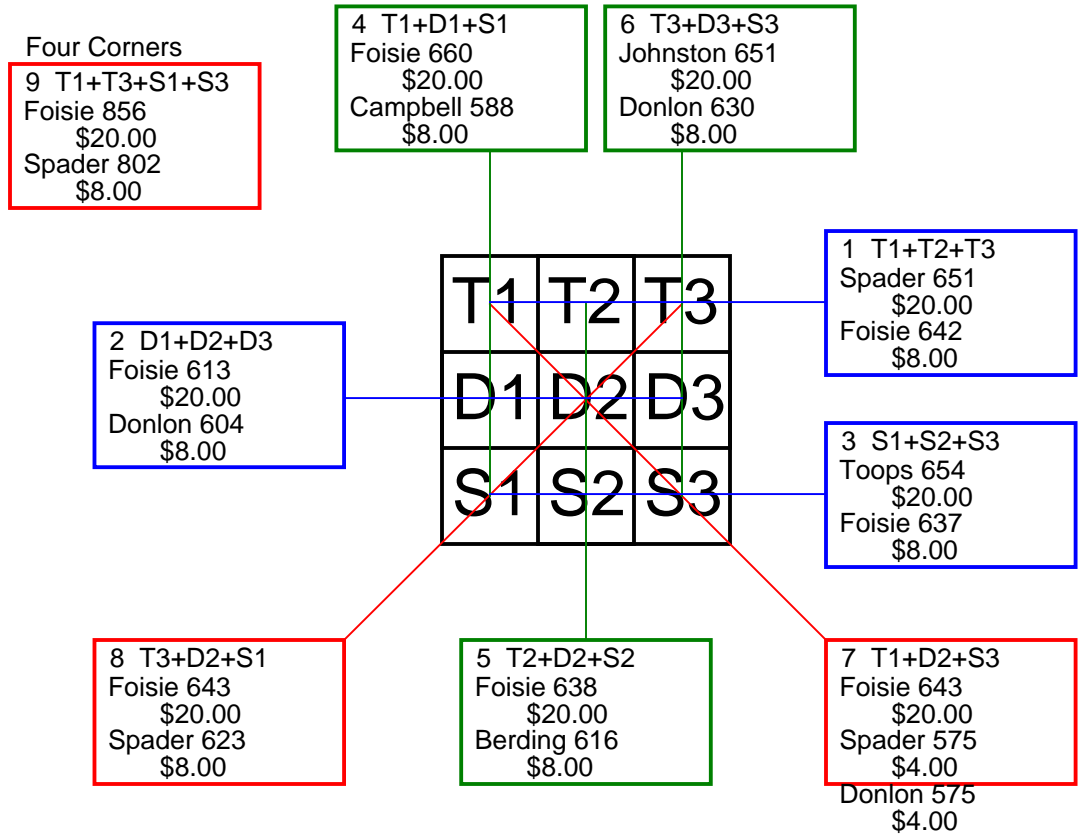
Last Name	First Name	City	State	T1+T2+T3	D1+D2+D3	S1+S2+S3	T1+D1+S1	T2+D2+S2	T3+D3+S3	T1+D2+S3	T3+D2+S1	T1+T3+S1+S3
Feld-Singer	Raquel	Chicago	IL	538	659 \$20	599	617 \$20	576	603	576	543	747
Franz	Andrea	Mount Vernon	OH	611	547	619 \$20	606	580 \$8	591	630 \$8	566	832 \$20
Karlin	Nancy	Manitowoc	WI	530	607	555	560	568	564	593	518	715
Kittel	Char	Wausau	WI	635 \$20	503	585	598	554	571	551	550	811
Krallman	Marianne	Great Bend	KS	531	482	537	520	495	535	530	547	741
McCallum	Cheryl	Aberdeen	MD	547	608	600 \$8	579	571	605	616	581 \$8	783
Medoff	Carol	Tinley Park	IL	541	536	542	545	548	526	564	568	734
Mork	Linda	Aberdeen	SD	483	533	534	561	488	501	533	521	704
Radowich	Michelle	Quincy	MA	537	553	518	489	558	561	528	530	684
Ratliff	Renee	Radcliff	KY	630 \$8	597	561	601	615 \$20	572	579	549	760
Seniff	Debi	New Carlisle	IN	537	540	562	494	544	601	554	553	739
Sims	Liz	Churubusco	IN	567	593	536	548	523	625 \$8	553	555	756
Webster	Brenda	Coloma	MI	605	521	478	608 \$8	506	490	533	488	725
Wieczorek	Patrice	Frankfort	IL	613	644 \$8	572	568	577	684 \$20	647 \$20	600 \$20	821 \$8



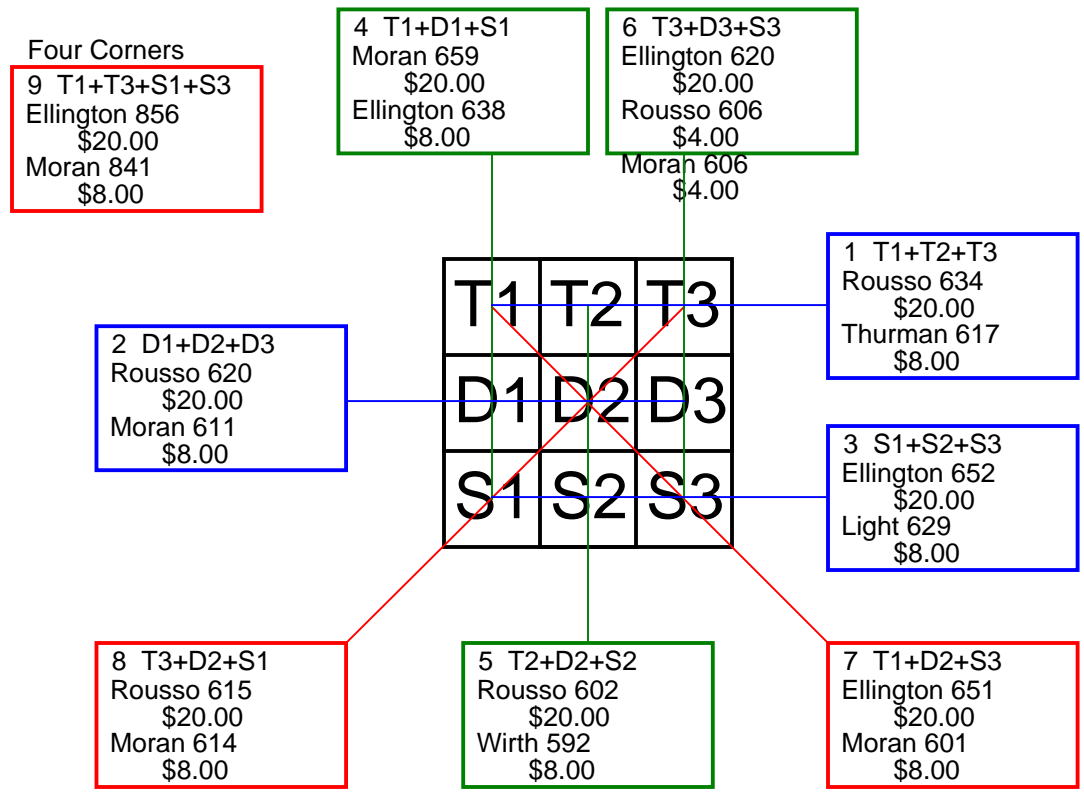
Last Name	First Name	City	State	T1+T2+T3	D1+D2+D3	S1+S2+S3	T1+D1+S1	T2+D2+S2	T3+D3+S3	T1+D2+S3	T3+D2+S1	T1+T3+S1+S3
Abplanalp	Marietta	Potwin	KS	561	535	575	482	573	616 \$8	539	564	743
Ellison	Deborah	Temple	TX	550	561	547	518	562	578	513	487	690
Faucher	Dody	Renton	WA	573	596	551	550	626	544	556	584	712
Hock	Linda	Bell Canyon	CA	569	623 \$8	570	606 \$8	553	603	547	555	758
Lawrence	Janice	Glasgow	MT	566	569	518	566	535	552	610 \$8	509	739
Lenton	Dede	Rochester	MN	591 \$8	546	549	563	520	603	539	531	770
Opperman	Cindy	Reese	MI	515	519	513	516	525	506	532	511	683
Overbeck	Annette	Charlotte	NC	602 \$20	563	587	577	579	596	577	591 \$8	796 \$8
Overfield	Deborah	Grand Island	NE	570	565	572	528	570	609	509	585	746
Pletten	Lois	Bath	SD	398	605	548	496	564	491	481	534	593
Pogozelec	Debbie	Pulaski	PA	532	607	614 \$8	600	636 \$8	517	601	569	730
Russell	Willa	Kansas City	MO	566	587	507	563	563	534	527	538	695
Smith	Cheryl	Miami	FL	574	641 \$20	633 \$20	647 \$20	564	637 \$20	644 \$20	596 \$20	842 \$20
Williamson	Mandy	Las Vegas	NV	544	583	602	603	647 \$20	479	510	568	692



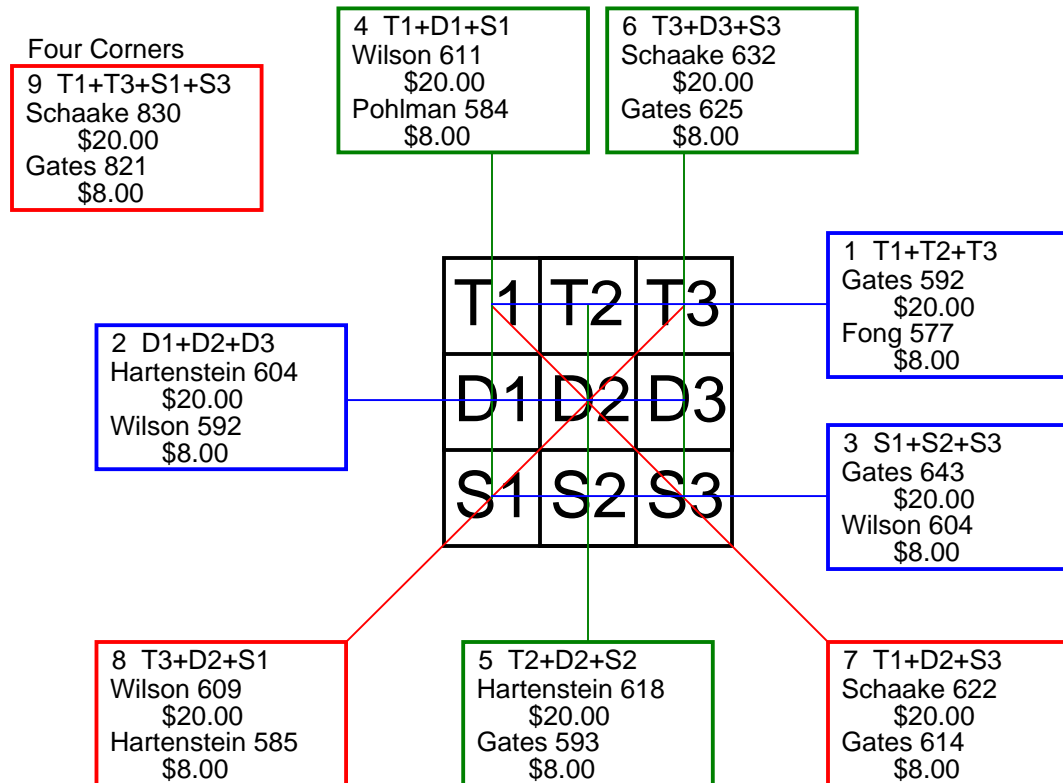
Last Name	First Name	City	State	T1+T2+T3	D1+D2+D3	S1+S2+S3	T1+D1+S1	T2+D2+S2	T3+D3+S3	T1+D2+S3	T3+D2+S1	T1+T3+S1+S3
Berding	Myrt	Arkansas City	KS	518	571	559	531	616 \$8	501	510	554	662
Brown	Harriet	South Plainfield	NJ	412	536	515	505	494	464	490	441	599
Brzozowski	Jeanne	Lakewood	NJ	504	529	522	541	472	542	504	530	714
Campbell	Sandy	Killeen	TX	517	599	573	588 \$8	563	538	538	565	719
Chapman	Kathleen	West Branch	MI	533	589	577	522	603	574	540	567	707
Dick	Robin	None		596	90	90	252	265	259	252	259	451
Donlon	Cynthia	Oakdale	MN	540	604 \$8	558	531	541	630 \$8	575 \$4	546	745
Dunn	Lenore	Kenosha	WI	499	574	509	509	522	551	538	620	710
Foisie	Karen	Tustin	MI	642 \$8	613 \$20	637 \$8	660 \$20	638 \$20	594	643 \$20	643 \$20	856 \$20
Johnston	Jayne	Chesterton	IN	542	548	510	464	485	651 \$20	496	605	745
Morrow	Melissa	Raleigh	NC	610	457	526	502	535	556	547	579	776
Spader	Angeline	Berryton	KS	651 \$20	602	546	579	593	627	575 \$4	623 \$8	802 \$8
Toops	Maureen	Pasadena	MD	504	598	654 \$20	568	588	600	570	588	766
Williamson	Gladys	Loves Park	IL	489	579	569	568	540	529	546	545	709



Last Name	First Name	City	State	T1+T2+T3	D1+D2+D3	S1+S2+S3	T1+D1+S1	T2+D2+S2	T3+D3+S3	T1+D2+S3	T3+D2+S1	T1+T3+S1+S3
Dunrud	Annette	Detroit Lakes	MN	509	600	558	549	563	555	543	543	698
Ellington	Betty	Little Rock	AR	595	570	652 \$20	638 \$8	559	620 \$20	651 \$20	541	856 \$20
Harvey	Ramona	Muskego	WI	547	539	590	555	569	552	517	582	745
Hillebrenner	Jan	Springfield	IL	547	567	509	517	585	521	489	516	649
Light	Annetta	Wichita	KS	567	575	629 \$8	623	568	580	573	598	809
Longshore	Kimberly	Ellenwood	GA	590	547	526	561	570	532	563	499	718
McCoy-Fay	Gloria	Saint Petersburg	FL	505	459	531	499	489	507	522	478	698
Moran	Lori	King Of Prussia	PA	586	611 \$8	615	659 \$20	547	606 \$4	601 \$8	614 \$8	841 \$8
Powell	Kimberly	Oswego	IL	459	515	502	484	468	524	499	492	659
Richardson	Pam	Waynesboro	VA	529	430	582	465	569	507	511	586	727
Rouso	Julie	Kenner	LA	634 \$20	620 \$20	529	575	602 \$20	606 \$4	564	615 \$20	767
Russo	Roxanne	Malverne	NY	538	504	471	521	485	507	476	534	686
Thurman	Sheryl	Xenia	OH	617 \$8	515	580	573	548	591	592	597	829
Wirth	Michelle	Kennewick	WA	545	568	481	483	592 \$8	519	476	534	626

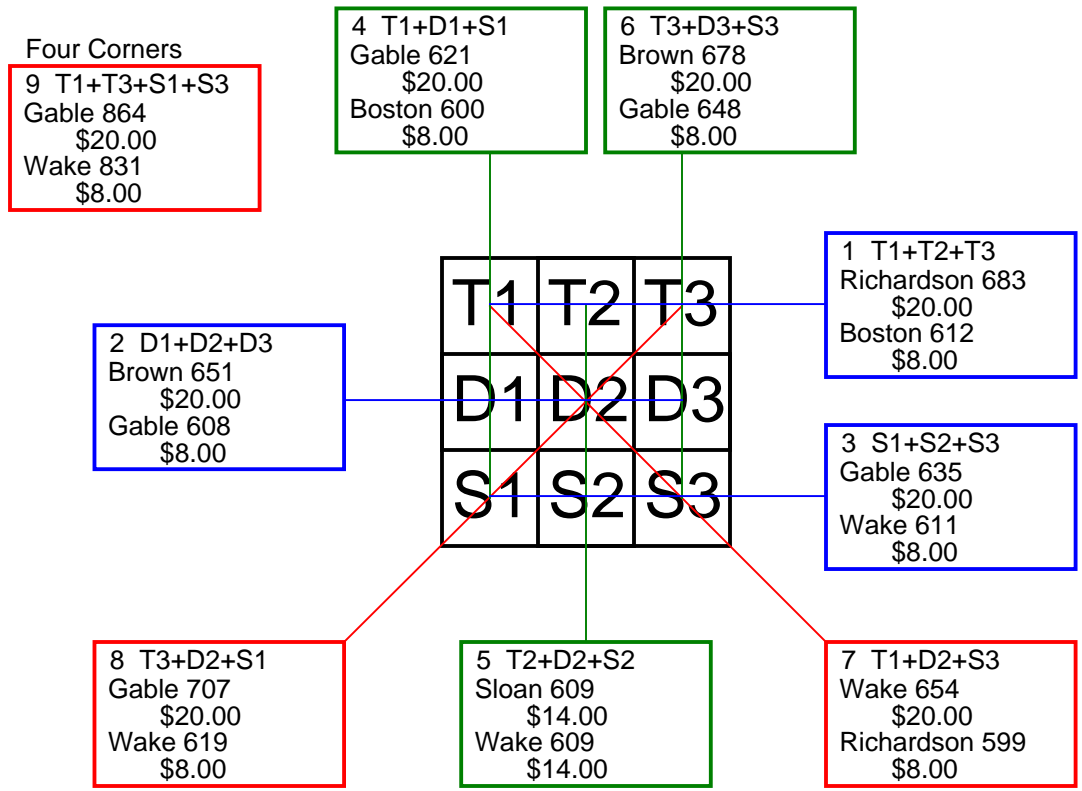


Last Name	First Name	City	State	T1+T2+T3	D1+D2+D3	S1+S2+S3	T1+D1+S1	T2+D2+S2	T3+D3+S3	T1+D2+S3	T3+D2+S1	T1+T3+S1+S3
Behrer	Victoria	Arvada	CO	492	523	561	566	532	478	498	509	683
Fong	Jannelle	Oakland	CA	577 \$8	534	544	535	570	550	508	550	720
Gates	Susie	Carlisle	PA	592 \$20	559	643 \$20	576	593 \$8	625 \$8	614 \$8	565 \$8	821 \$8
Hartenstein	Herena	Lancaster	CA	563	604 \$20	595	571	618 \$20	573	612	585 \$8	759
Holmgren	Beth	Rochester	MN	474	541	474	475	476	538	465	466	625
Ludwig	Charlene	Jackson	MI	516	541	579	526	539	571	586	537	745
Marino	Phyllis	Port Saint Lucie	FL	486	566	559	510	527	574	557	522	705
Mayo	Peggy	Virginia Beach	VA	567	542	575	566	554	564	605	547	776
North	Anne	Morton Grove	IL	510	574	491	528	511	536	504	496	660
Pohlman	Cynthia	Buffalo	NY	568	562	543	584 \$8	520	569	581	541	768
Reeder	Penny	Coatesville	PA	540	570	547	574	553	530	521	550	713
Schaake	Mary	Godfrey	IL	570	555	603	579	517	632 \$20	622 \$20	556	830 \$20
Smith	Lorraine	Baltimore	MD	557	480	505	488	538	516	479	483	670
Wilson	Sandra	Everett	WA	567	592 \$8	604 \$8	611 \$20	560	592	602	609 \$20	811

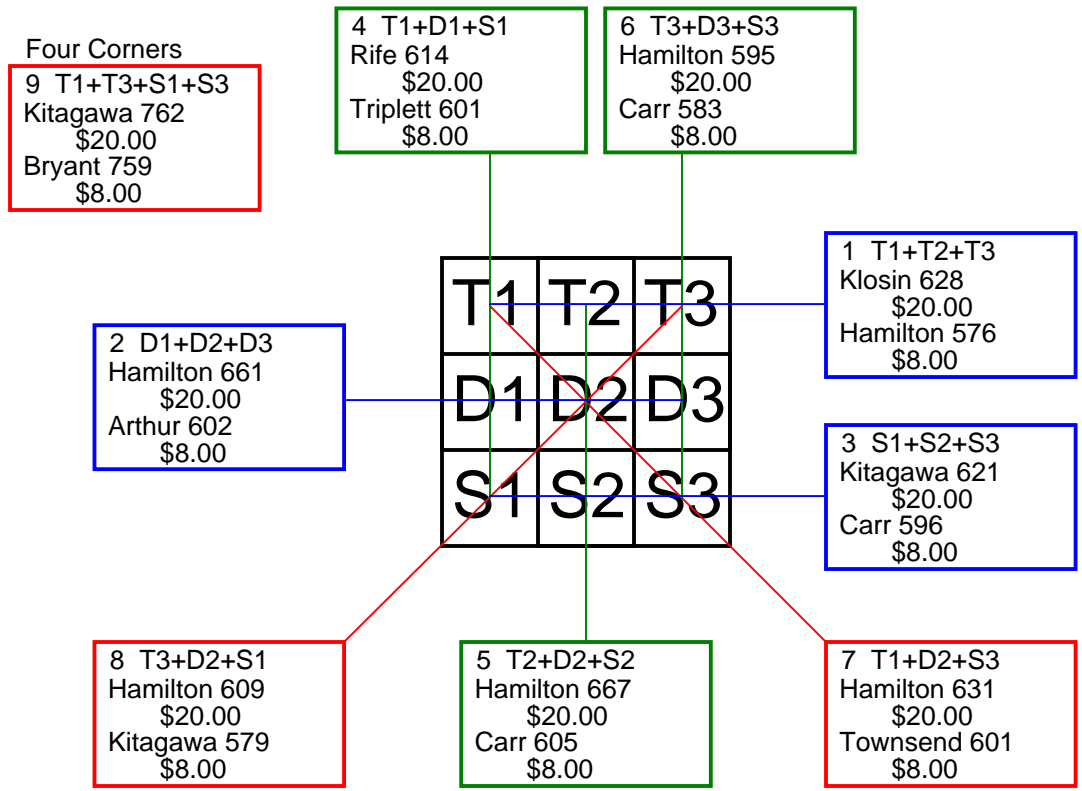




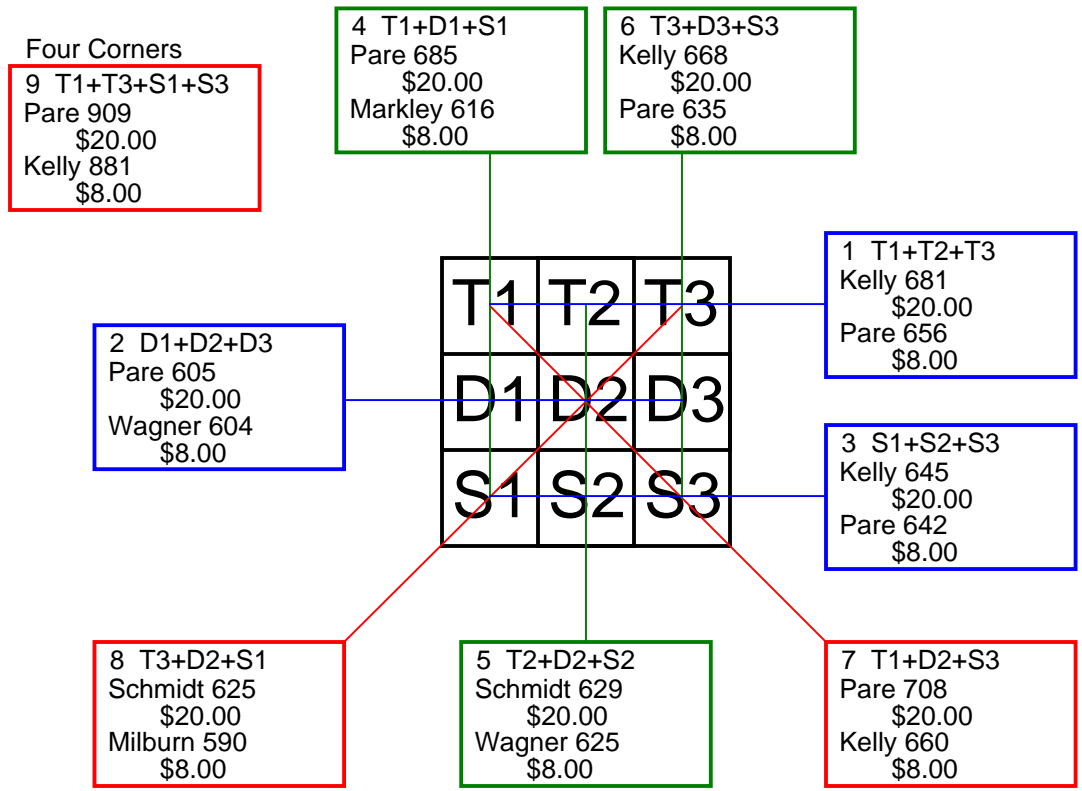
Last Name	First Name	City	State	T1+T2+T3	D1+D2+D3	S1+S2+S3	T1+D1+S1	T2+D2+S2	T3+D3+S3	T1+D2+S3	T3+D2+S1	T1+T3+S1+S3
Barton	Alda	Sheridan	IL	576	550	478	567	514	523	553	554	729
Boston	Melody	Kenosha	WI	612 \$8	587	578	600 \$8	593	584	546	612	784
Brown	Jeanna	Bloomington	IL	506	651 \$20	562	523	518	678 \$20	574	597	757
Crawford	Betty	Albuquerque	NM	511	549	536	563	503	530	513	493	698
Davis	MaryAnn	Tooele	UT	571	546	566	518	563	602	559	558	755
Day	Phyllis	Coon Rapids	MN	528	547	578	552	529	572	577	528	753
Gable	Autumn	Cumberland	MD	575	608 \$8	635 \$20	621 \$20	549	648 \$8	563	707 \$20	864 \$20
Jessie	Rebecca	Saluda	VA	459	465	492	452	490	474	465	461	616
Larson	Mary	Marysville	WA	588	514	539	561	540	540	537	578	763
Pugh	Linda	Crawfordsville	IN	551	455	543	516	497	536	471	522	729
Richardson	Joann	Warren	OH	683 \$20	500	522	545	585	575	599 \$8	537	792
Sloan	Pam	Ellinwood	KS	590	570	579	579	609 \$14	551	587	573	760
Wadas	Dorothy	Ord	NE	518	580	516	542	533	539	504	501	669
Wake	Kathy	Carlsbad	CA	608	590	611 \$8	565	609 \$14	635	654 \$20	619 \$8	831 \$8



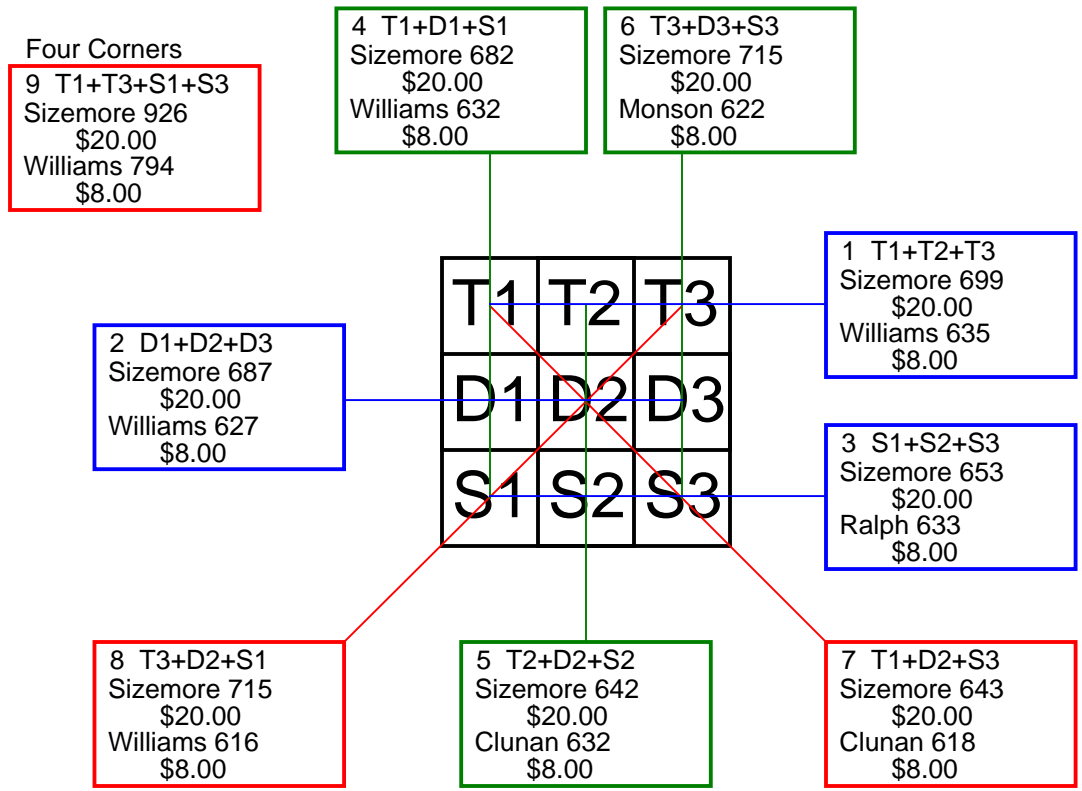
Last Name	First Name	City	State	T1+T2+T3	D1+D2+D3	S1+S2+S3	T1+D1+S1	T2+D2+S2	T3+D3+S3	T1+D2+S3	T3+D2+S1	T1+T3+S1+S3
Arthur	Dawn	Evington	VA	388	602 \$8	591	498	582	501	479	512	595
Bailey	Ellen	Round Rock	TX	501	559	489	481	570	498	508	515	621
Bool	Dawna	Tucson	AZ	527	476	568	489	536	546	522	568	736
Bryant	Karenmarie	Wake Forest	NC	548	500	553	551	527	523	578	551	759 \$8
Carr	Donna	Wesson	MS	558	574	596 \$8	540	605 \$8	583 \$8	590	562	750
Hamilton	Yosemite	Lakewood	CA	576 \$8	661 \$20	569	544	667 \$20	595 \$20	631 \$20	609 \$20	732
Kitagawa	May	Indio	CA	549	514	621 \$20	553	591	540	549	579 \$8	762 \$20
Klosin	Mariam	None		628 \$20	63	63	243	255	256	243	256	457
Musial	Charity	Chicago	IL	535	566	512	575	490	548	481	553	716
Paulson	Donna	Pahrump	NV	519	577	565	568	529	564	505	524	713
Rife	Joan	Newport	NC	543	578	592	614 \$20	550	549	582	486	746
Townsend	Carole	Montgomery	TX	480	558	579	533	528	556	601 \$8	566	743
Triplett	April	Belford	NJ	512	567	536	601 \$8	519	495	512	563	711
Tweed	Dee	Rochester	MN	515	488	556	515	496	548	536	522	736



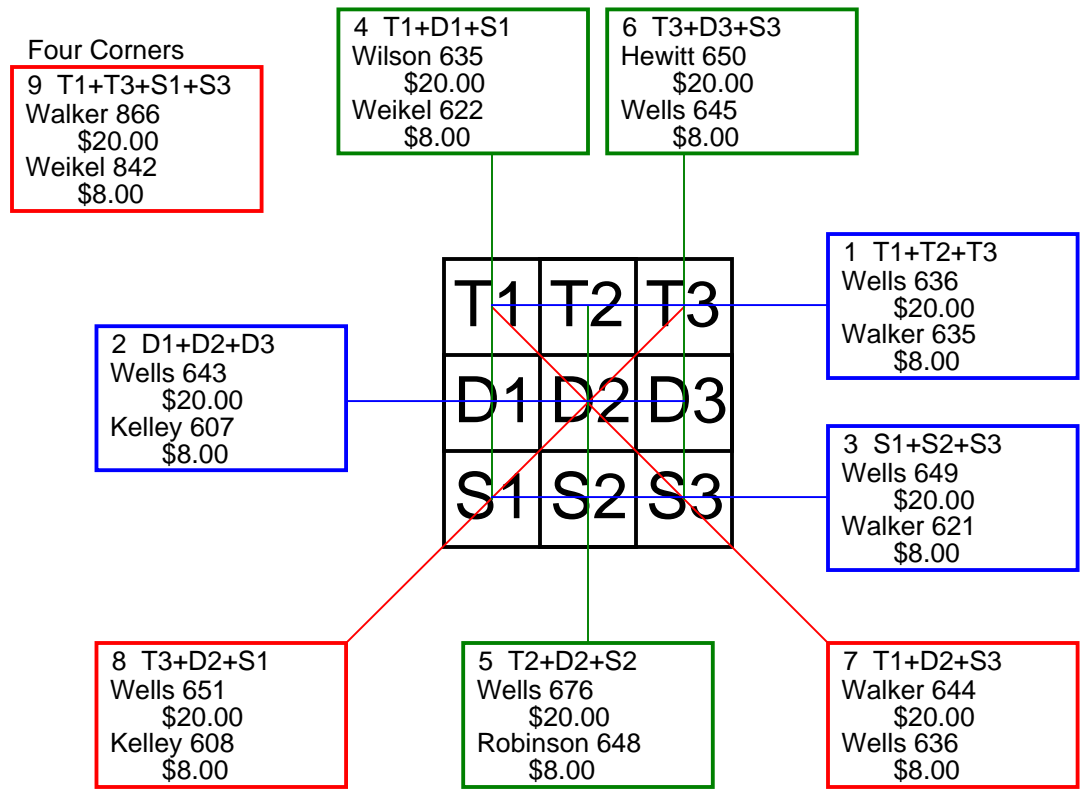
Last Name	First Name	City	State	T1+T2+T3	D1+D2+D3	S1+S2+S3	T1+D1+S1	T2+D2+S2	T3+D3+S3	T1+D2+S3	T3+D2+S1	T1+T3+S1+S3
Atkinson	Bonnie	Harker Heights	TX	532	549	69	364	383	403	378	416	410
Gowers	Denise	Atlantic Highlands	NJ	521	596	577	557	583	554	573	554	719
Helenthal	Robin	Normal	IL	626	520	597	556	574	613	619	534	817
Kelly	Megan	Huber Heights	OH	681 \$20	530	645 \$20	569	619	668 \$20	660 \$8	569	881 \$8
Kieffer	Cathy	Needville	TX	596	566	569	597	567	567	599	584	793
Markley	Marilyn	Rushville	IN	540	590	584	616 \$8	573	525	553	583	746
McGrath	Melissa	Davison	MI	491	528	539	532	526	500	473	505	662
Milburn	Donna	Sycamore	IL	583	598	565	577	549	620	636	590 \$8	808
Pare	Patricia	Parker	CO	656 \$8	605 \$20	642 \$8	685 \$20	583	635 \$8	708 \$20	589	909 \$20
Rosenberg	Susan	Greenville	FL	547	567	500	487	565	562	556	544	688
Schmidt	Jan	Naperville	IL	609	597	606	566	629 \$20	617	543	625 \$20	780
Shrake	Gayle	New Lenox	IL	477	437	538	451	530	471	495	473	646
Tucker	Alicia	None		567	72	72	234	230	247	234	247	433
Wagner	Carole	Casper	WY	548	604 \$8	612	585	625 \$8	554	574	570	738



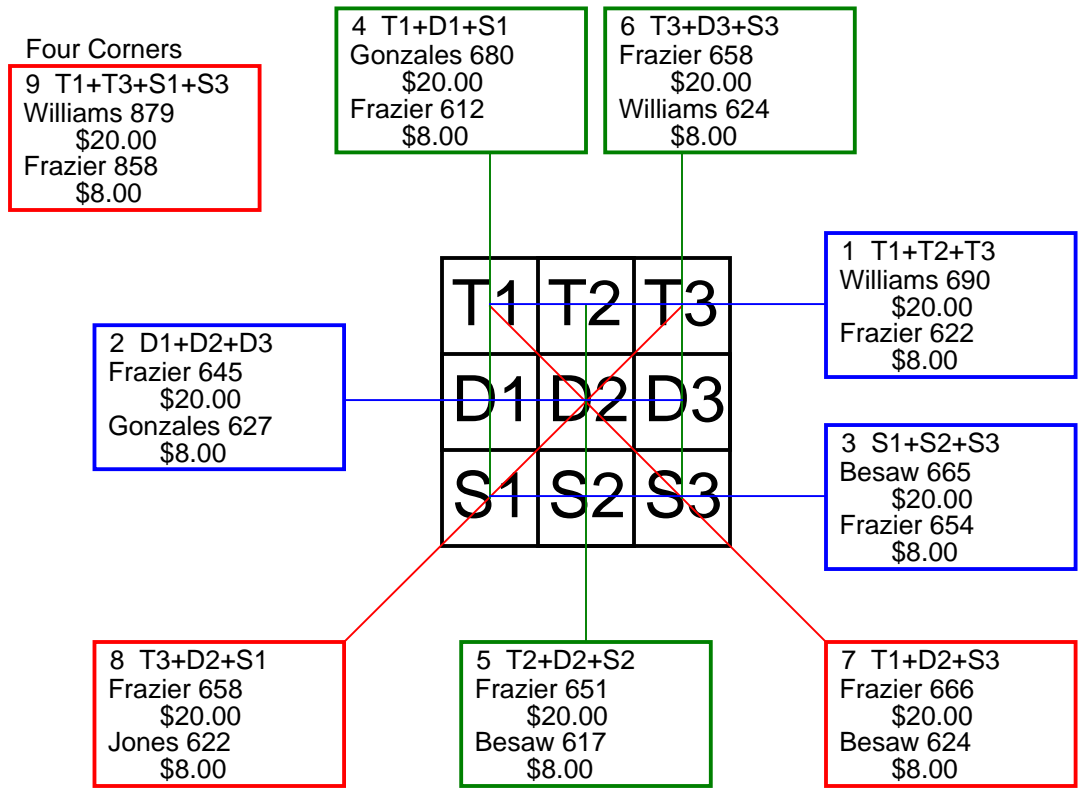
Last Name	First Name	City	State	T1+T2+T3	D1+D2+D3	S1+S2+S3	T1+D1+S1	T2+D2+S2	T3+D3+S3	T1+D2+S3	T3+D2+S1	T1+T3+S1+S3
Carter	Marilyn	Owings	MD	498	576	596	487	583	600	548	527	699
Clunan	Mary	Matthews	NC	596	569	596	597	632 \$8	532	618 \$8	599	779
Dean	Audrey	Logan	UT	532	545	554	558	521	552	536	542	736
Fink	Lynn	Fridley	MN	468	547	624	552	511	576	523	565	750
Keilholtz	Sherri	Lakeview	MI	583	544	610	574	558	605	540	566	792
Kjergaard	Keitha	Fulton	IL	578	591	560	608	531	590	553	555	774
Magee	April	Murray	UT	543	396	466	493	461	451	433	478	669
Marack	Jennie	Aurora	IL	589	548	600	577	621	539	581	554	757
McCleery	Beverly	Clovis	NM	526	551	576	545	528	580	536	578	754
Monson	Joline	Oroville	CA	527	528	570	492	511	622 \$8	558	565	765
Novak	Ellen	Conrad	IA	512	490	509	485	535	491	547	512	677
Ralph	MaryAnn	Erie	PA	208	534	633 \$8	446	525	404	365	383	460
Sizemore	Libertie	Elk City	OK	699 \$20	687 \$20	653 \$20	682 \$20	642 \$20	715 \$20	643 \$20	715 \$20	926 \$20
Williams	Linda	West Plains	MO	635 \$8	627 \$8	577	632 \$8	616	591	574	616 \$8	794 \$8



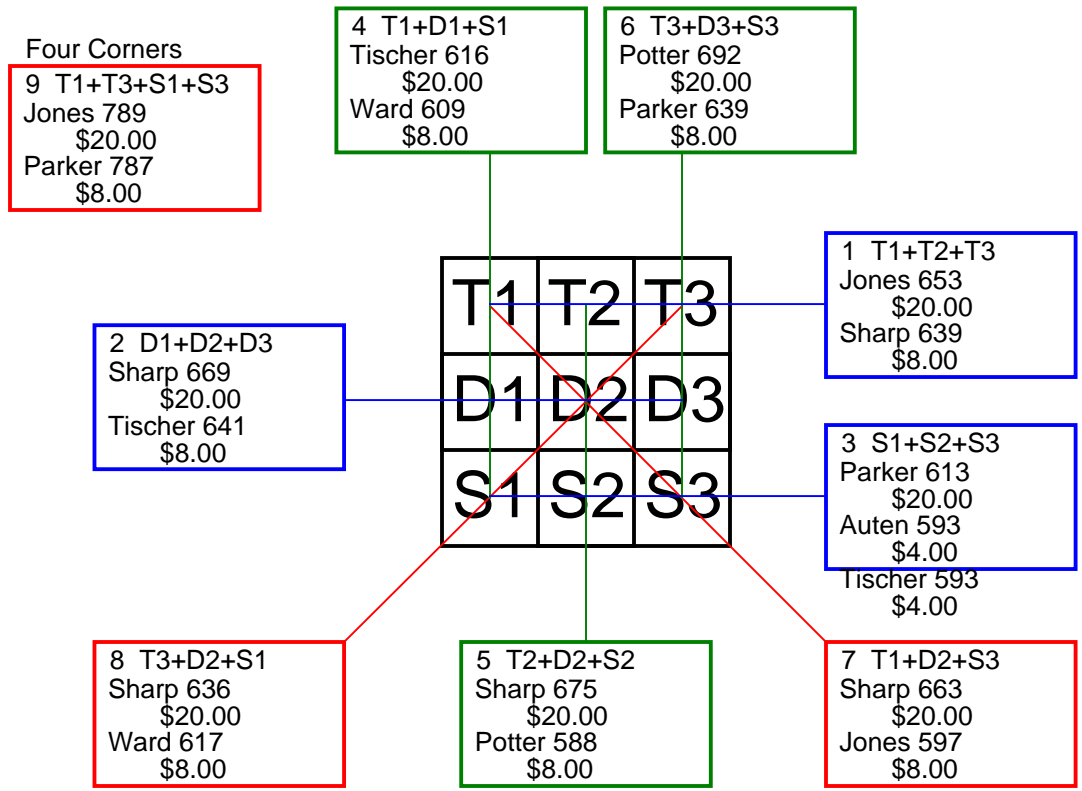
Last Name	First Name	City	State	T1+T2+T3	D1+D2+D3	S1+S2+S3	T1+D1+S1	T2+D2+S2	T3+D3+S3	T1+D2+S3	T3+D2+S1	T1+T3+S1+S3
Hanson	Shelly	Canton	MN	532	574	602	545	565	598	530	564	744
Hewitt	Kathy	Darlington	MD	544	594	595	564	519	650 \$20	568	601	803
Horn	Christine	Granby	CO	571	549	617	592	540	605	533	568	799
Kelley	Ann	Hillsboro	ND	568	607 \$8	587	558	620	584	617	608 \$8	765
Music	Kathy	Albuquerque	NM	485	588	512	524	557	504	540	557	659
Richardson	LeAnna	Letts	IA	566	532	581	585	596	498	579	590	757
Robinson	Pamelee	Chicago	IL	604	584	530	530	648 \$8	540	517	572	687
Rutherford	Chris	Eau Claire	MI	606	484	563	481	597	575	521	513	726
Spady	Mary	Fayetteville	NC	463	437	563	490	493	480	485	453	668
Thornton	Kathleen	Jesup	GA	600	586	557	577	567	599	521	603	768
Walker	Teri	Elizabeth	CO	635 \$8	514	621 \$8	592	563	615	644 \$20	568	866 \$20
Weikel	Paula	Levittown	PA	633	560	594	622 \$8	567	598	616	590	842 \$8
Wells	Sheree	Anderson	SC	636 \$20	643 \$20	649 \$20	607	676 \$20	645 \$8	636 \$8	651 \$20	835
Wilson	Terry	Ft Myers	FL	621	546	564	635 \$20	588	508	603	522	773



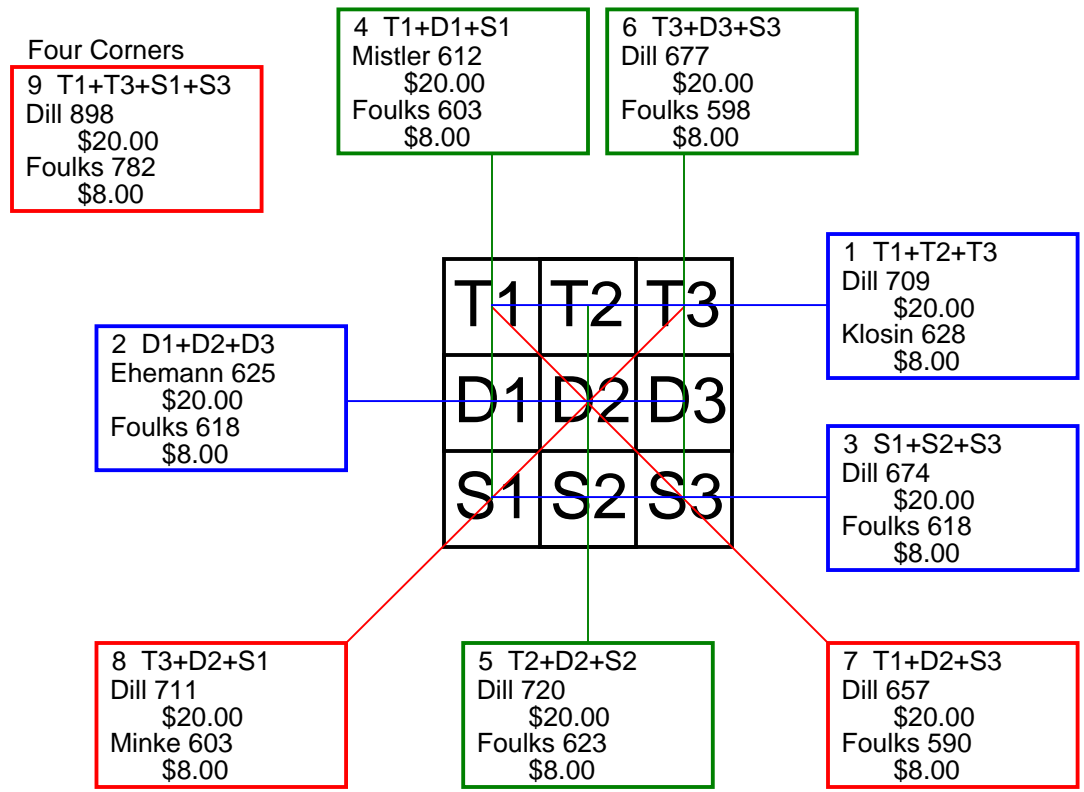
Last Name	First Name	City	State	T1+T2+T3	D1+D2+D3	S1+S2+S3	T1+D1+S1	T2+D2+S2	T3+D3+S3	T1+D2+S3	T3+D2+S1	T1+T3+S1+S3
Besaw	Kimberly	Longwood	FL	566	554	665 \$20	549	617 \$8	619	624 \$8	590	814
Brown	Ruth	Weston	OH	521	531	565	538	558	521	537	528	707
Colgrove	Kitty	Alexandria	MN	580	569	608	570	572	615	619	618	823
Frazier	Lillian	Clinton	MS	622 \$8	645 \$20	654 \$8	612 \$8	651 \$20	658 \$20	666 \$20	658 \$20	858 \$8
Gonzales	Wendy	Orange City	IA	619	627 \$8	605	680 \$20	585	586	602	616	832
Henderson	Florence	Spring Lake	NC	550	559	513	520	542	560	575	528	715
Henkel	Karen	Muskego	WI	495	605	525	524	540	561	546	561	689
Jones	Connie	Louisville	KY	534	603	640	591	607	579	611	622 \$8	789
Lemke	Doreen	Avon	MN	610	583	559	595	546	611	590	567	801
Montgomery	Emily	Grand Prairie	TX	566	530	546	604	525	513	580	502	752
Temple	Patti	Newton	NJ	555	462	595	538	528	546	547	528	773
Ulloa	Carmen	Chicago	IL	544	534	522	516	540	544	545	500	699
Williams	Mary	Roselle	IL	690 \$20	471	568	593	512	624 \$8	561	584	879 \$20
Wilson	Eutha	Southfield	MI	608	579	567	568	574	612	600	589	797



Last Name	First Name	City	State	T1+T2+T3	D1+D2+D3	S1+S2+S3	T1+D1+S1	T2+D2+S2	T3+D3+S3	T1+D2+S3	T3+D2+S1	T1+T3+S1+S3
Auten	Stephanie	Huntersville	NC	484	568	593 \$4	539	552	554	545	580	725
Higgins	Robin	Saint Petersburg	FL	523	552	536	539	471	601	535	614	775
Hulsey	Terri	Lookeba	OK	563	591	560	571	567	576	586	504	734
Johnson	Vicki	Dunlap	TN	554	503	545	547	504	551	522	538	750
Jones	Paulette	Lawrenceville	GA	653 \$20	530	550	535	577	621	597 \$8	518	789 \$20
Kellington	Ann	Las Vegas	NV	530	567	538	524	559	552	518	519	685
Klosin	Mariam	None		628	63	63	243	255	256	243	256	457
McDonald	Jean	Brighton	CO	598	534	565	553	571	573	549	508	747
Parker	Siglinda	Englewood	OH	547	521	613 \$20	524	518	639 \$8	579	498	787 \$8
Potter	Loeta	Florence	KY	622	633	566	541	588 \$8	692 \$20	560	574	778
Schauman	Edie	Everett	WA	543	618	491	510	572	570	531	567	674
Sharp	Andrea	Stafford	VA	639 \$8	669 \$20	561	598	675 \$20	596	663 \$20	636 \$20	783
Tischer	Laurel	Mesa	AZ	573	641 \$8	593 \$4	616 \$20	582	609	596	594	786
Ward	Sally	Jenison	MI	507	557	558	609 \$8	477	536	535	617 \$8	776

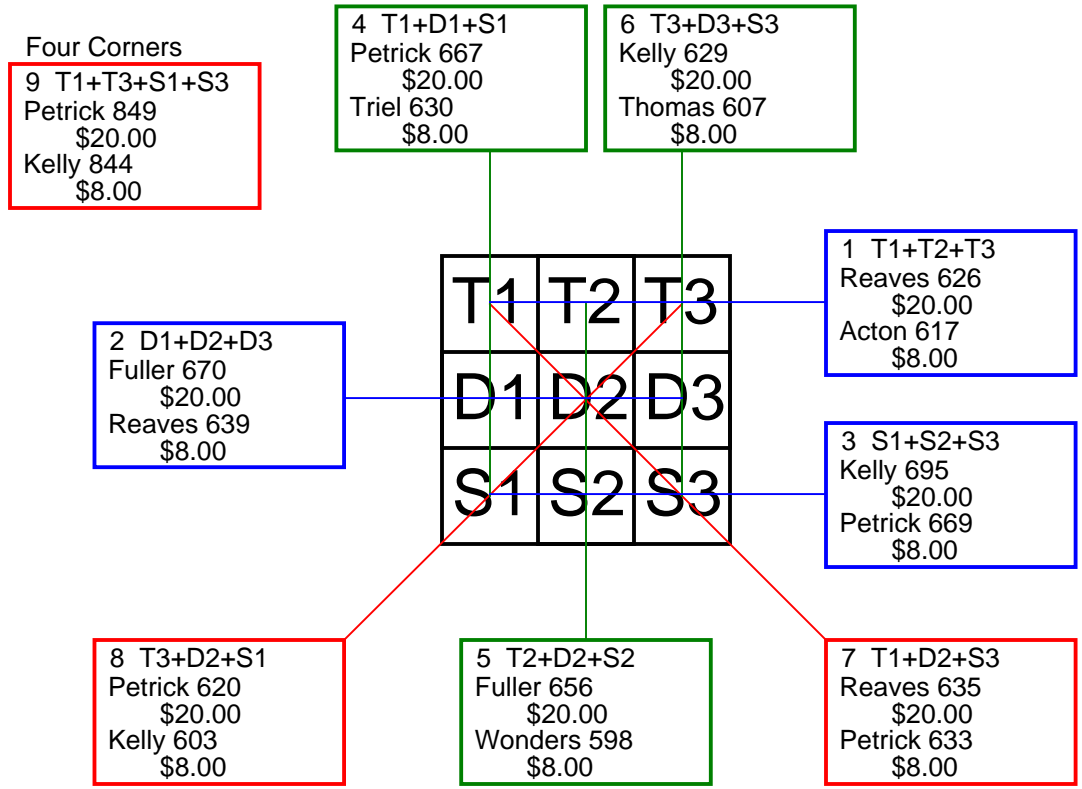


Last Name	First Name	City	State	T1+T2+T3	D1+D2+D3	S1+S2+S3	T1+D1+S1	T2+D2+S2	T3+D3+S3	T1+D2+S3	T3+D2+S1	T1+T3+S1+S3
Beyer	Mildred	Lake Havasu City	AZ	543	534	543	561	502	557	520	538	742
Dill	June	Sandy SDBX		709 \$20	599	674 \$20	585	720 \$20	677 \$20	657 \$20	711 \$20	898 \$20
Duffy	Bonnie	Havelock	NC	584	558	543	551	547	587	560	563	761
Ehemann	Terri	Gurnee	IL	555	625 \$20	528	537	590	581	566	563	705
Farruggia	Kris	Mundelein	IL	540	508	524	568	504	500	561	461	714
Foulks	Allison	Charlotte	NC	588	618 \$8	618 \$8	603 \$8	623 \$8	598 \$8	590 \$8	590	782 \$8
Glenewinkel	Sharon	Seguin	TX	529	496	532	502	566	489	475	491	652
Jones	Barbara	Johnstown	PA	497	514	577	486	540	562	527	529	708
Klosin	Mariam	None		628 \$8	63	63	243	255	256	243	256	457
Minke	Sandy	Westerville	OH	609	569	544	528	611	583	533	603 \$8	740
Mistler	Nadine	Carrollton	MO	519	575	605	612 \$20	524	563	556	551	769
Truetken	Barbara	Florissant	MO	572	616	504	545	589	558	543	532	683
Ward	Bambi	Hope Mills	NC	576	520	502	562	528	508	556	531	729
Weber	Maureen	Grand Island	NE	523	478	536	514	494	529	523	540	731

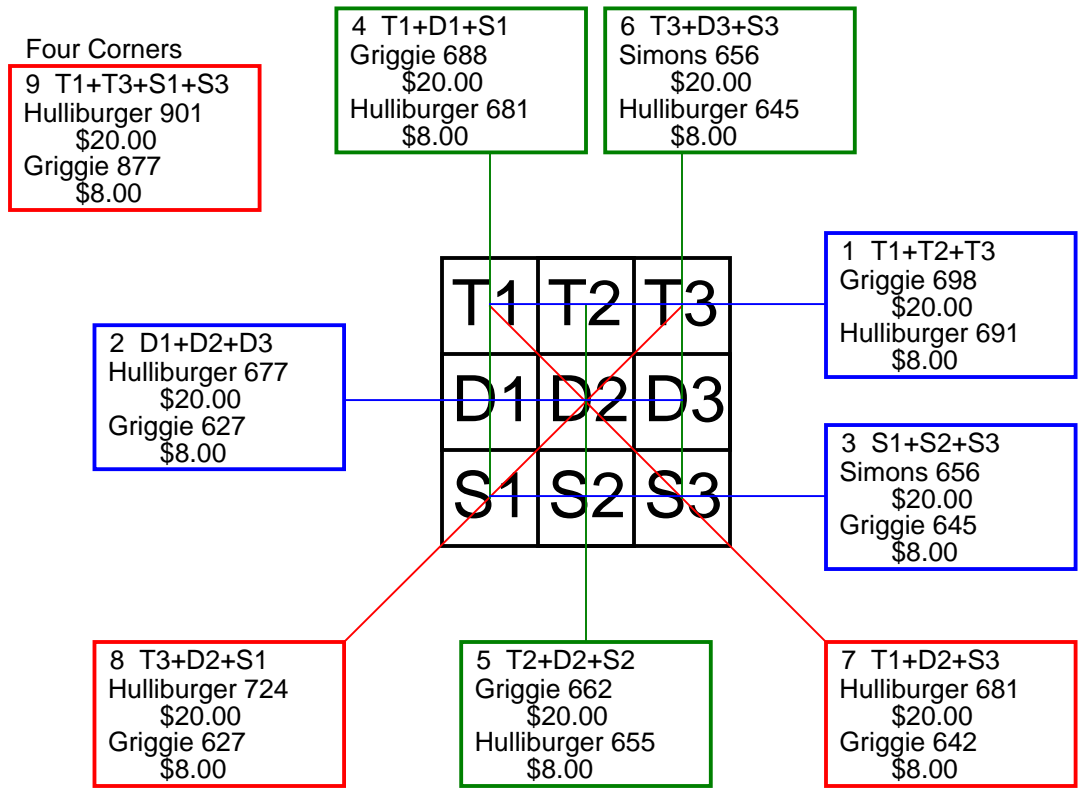




Last Name	First Name	City	State	T1+T2+T3	D1+D2+D3	S1+S2+S3	T1+D1+S1	T2+D2+S2	T3+D3+S3	T1+D2+S3	T3+D2+S1	T1+T3+S1+S3
Acton	Beverly	Vallonia	IN	617 \$8	540	565	596	577	549	572	597	793
Allen	DeAnna	Conway	AR	538	565	551	607	545	502	529	528	715
Fuller	Rosemary	Matthews	NC	523	670 \$20	658	610	656 \$20	585	560	589	733
Hayes	Shirley	Charlotte	NC	526	595	564	580	561	544	580	555	731
Hitz	Carolyn	Merrill	WI	444	538	541	486	509	528	472	460	628
Kelly	Linda	Dayton	OH	559	559	695 \$20	604	580	629 \$20	581	603 \$8	844 \$8
Masincup	Kristin	Lodi	NJ	535	505	552	601	481	510	487	524	741
Petrick	Sharron	Petersburg	VA	574	584	669 \$8	667 \$20	596	564	633 \$8	620 \$20	849 \$20
Ray-Gabel	Deena	Gratiot	WI	550	551	664	612	573	580	534	548	788
Reaves	Bonnie	Henderson	NV	626 \$20	639 \$8	529	616	595	583	635 \$20	576	777
Siegfried	Yvonne	West Allis	WI	575	514	498	513	516	558	493	502	703
Thomas	Beverly	Easton	MD	527	614	654	625	563	607 \$8	620	571	809
Triel	Karin	Toms River	NJ	497	559	607	630 \$8	497	536	576	574	788
Wonders	Ann	Mineral Point	WI	519	635	597	582	598 \$8	571	592	556	728



Last Name	First Name	City	State	T1+T2+T3	D1+D2+D3	S1+S2+S3	T1+D1+S1	T2+D2+S2	T3+D3+S3	T1+D2+S3	T3+D2+S1	T1+T3+S1+S3
Griggie	Lucinda	Charlotte	NC	698 \$20	627 \$8	645 \$8	688 \$20	662 \$20	620	642 \$8	627 \$8	877 \$8
Hall	Crystal	Saint Pauls	NC	616	553	549	593	620	505	587	603	760
Hulliburger	Michelle	Coldwater	MI	691 \$8	677 \$20	613	681 \$8	655 \$8	645 \$8	681 \$20	724 \$20	901 \$20
Kunkel	Pat	Eagle River	AK	545	614	487	565	527	554	514	513	679
Laningham	Joanna	Lake Charles	LA	584	582	525	555	539	597	553	581	758
McClure	Linda	Phoenix	AZ	490	523	586	529	517	553	510	577	735
Osborne	Betty	Newport	AR	527	624	574	577	582	566	536	583	719
Perrine	Doris	None		578	90	90	246	250	262	246	262	448
Robinson	Amanda	Capitol Heights	MD	519	562	553	549	547	538	552	558	720
Scaccia	Jennifer	Park Forest	IL	510	489	584	472	552	559	520	526	710
Simons	Laura	Sandy SDBX		603	589	656 \$20	562	630	656 \$20	626	597	827
Stewart	Cari	St Louis	MO	480	576	531	522	530	535	570	553	695
Thompson	Suzie	Santa Clarita	CA	521	570	584	517	535	623	544	563	749
Wass	Deanne	Carson City	NV	534	561	524	507	564	548	558	548	698



Last Name	First Name	City	State	T1+T2+T3	D1+D2+D3	S1+S2+S3	T1+D1+S1	T2+D2+S2	T3+D3+S3	T1+D2+S3	T3+D2+S1	T1+T3+S1+S3
Bishop	Carla	Atlanta	GA	536	501	614	518	611	522	522	515	705
Butler-Lomax	Vernell	Furlong	PA	646 \$20	566	574	587	560	639 \$8	554	598	824 \$8
Calton	Linda	Highland	UT	555	587	631 \$8	586	563	624	557	618	807
Cease	Reba	Cherryville	NC	572	593	589	547	589	618	611	585	780
Foster	Joan	Weston	WI	495	578	573	554	522	570	558	591	747
Gagnon	Patsy	Grass Valley	CA	580	605	579	554	603	607	579	499	730
Gilbert	JoAnn	None		577	105	105	256	254	277	256	277	463
Gore	Collen	Azle	TX	499	410	404	551	237	525	445	338	705
Jordan	Vera	Joliet	IL	497	543	555	603	478	514	548	524	740
Morris	Sandy	N Logan	UT	599 \$8	703 \$20	643 \$20	644 \$20	628 \$20	673 \$20	637 \$20	619 \$8	828 \$20
Plummer	Diana	Hartland	MI	565	556	545	589	468	609	606	510	800
Sarnow	Sandra	Beloit	WI	576	626 \$8	575	563	614 \$8	600	636 \$8	642 \$20	784
Smith	Chrysan	Carmichaels	PA	518	562	558	519	558	561	550	562	716
Smith	Oleta	Clio	MI	576	594	600	636 \$8	601	533	610	595	785

