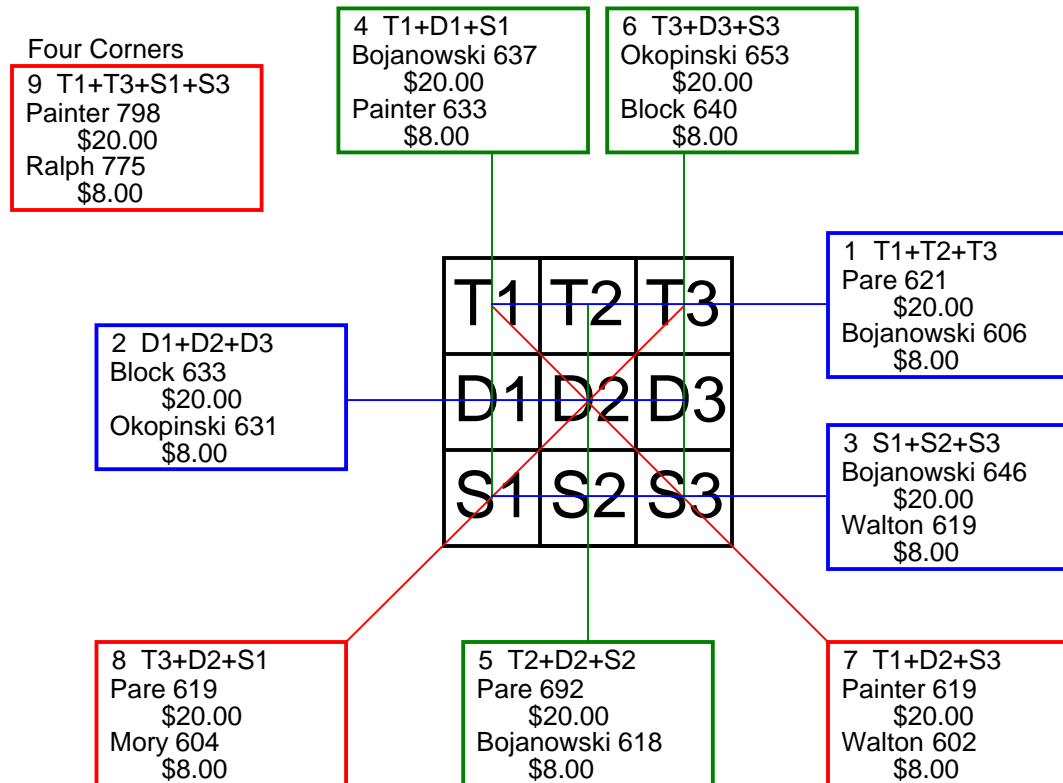
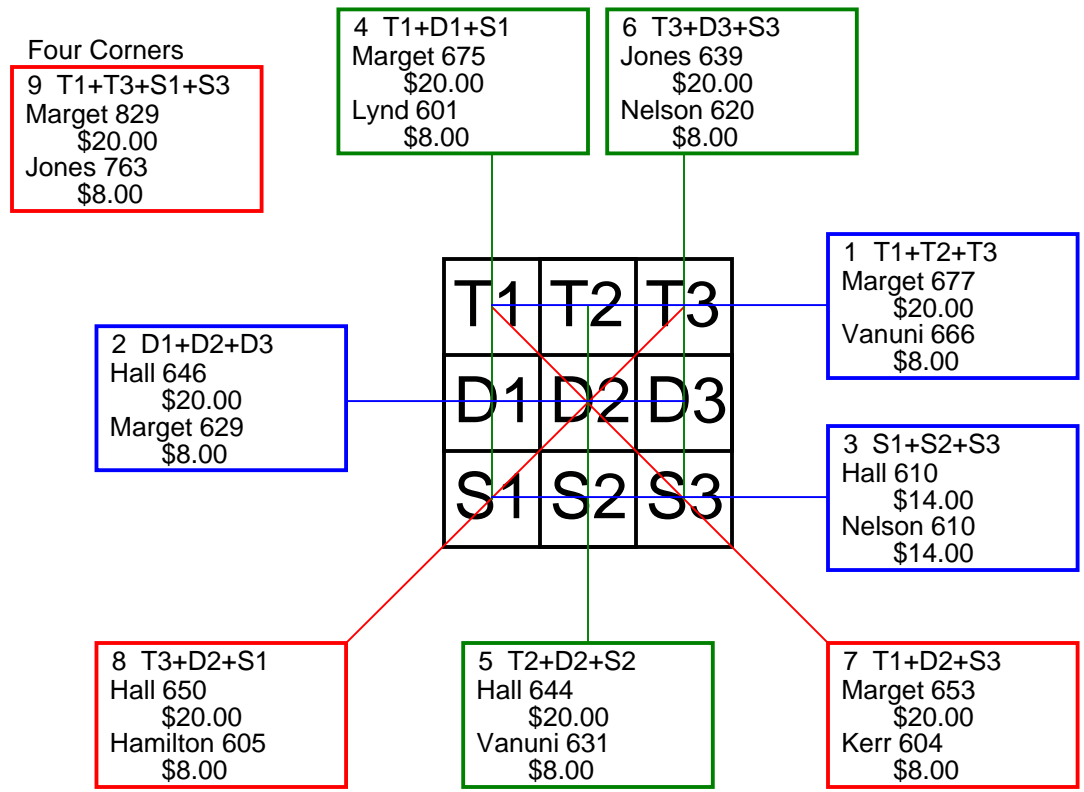


Last Name	First Name	City	State	T1+T2+T3	D1+D2+D3	S1+S2+S3	T1+D1+S1	T2+D2+S2	T3+D3+S3	T1+D2+S3	T3+D2+S1	T1+T3+S1+S3
Block	Shelia	Lancaster	OH	538	633 \$20	573	520	584	640 \$8	588	590	742
Bojanowski	Anastasia	Oviedo	FL	606 \$8	587	646 \$20	637 \$20	618 \$8	584	584	581	745
Chaney	Marianne	Emmett	ID	457	547	594	611	499	488	514	548	691
Embrey	Shawnee	Montrose	CO	506	579	578	561	609	493	567	535	644
Fagan	Carolyn	Marysville	CA	559	536	562	530	582	545	561	572	695
Kwong	Margie	San Francisco	CA	593	577	576	596	561	589	574	586	768
Mory	Marilyn	Angola	IN	555	579	495	530	571	528	559	604 \$8	667
Okopinski	Lynn	Milwaukee	WI	557	631 \$8	556	547	544	653 \$20	565	574	719
Painter	Linda	Kapolei	HI	583	591	595	633 \$8	586	550	619 \$20	591	798 \$20
Pare	Patricia	Parker	CO	621 \$20	624	588	561	692 \$20	580	579	619 \$20	730
Preston	Francene	Ocala	FL	520	478	587	556	535	494	493	559	699
Ralph	Mary Ann	Erie	PA	570	506	571	592	517	538	548	574	775 \$8
Spooner	Paige	Hubert	NC	562	513	576	521	551	579	521	549	704
Walton	Colleen	Ronceverte	WV	582	583	619 \$8	594	601	589	602 \$8	595	759

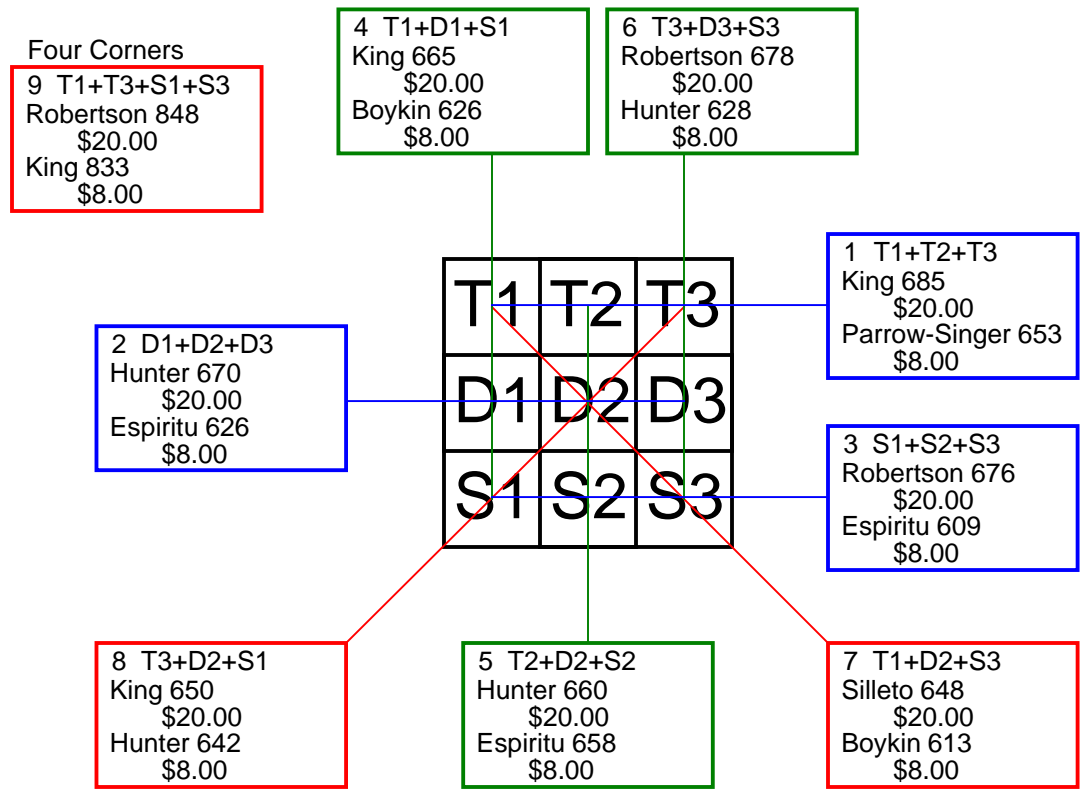


2009 Womens Championships Tic-Tac-Toe Jackpots - Group 2 7/14/2009 10:19:15 PM Page: 2

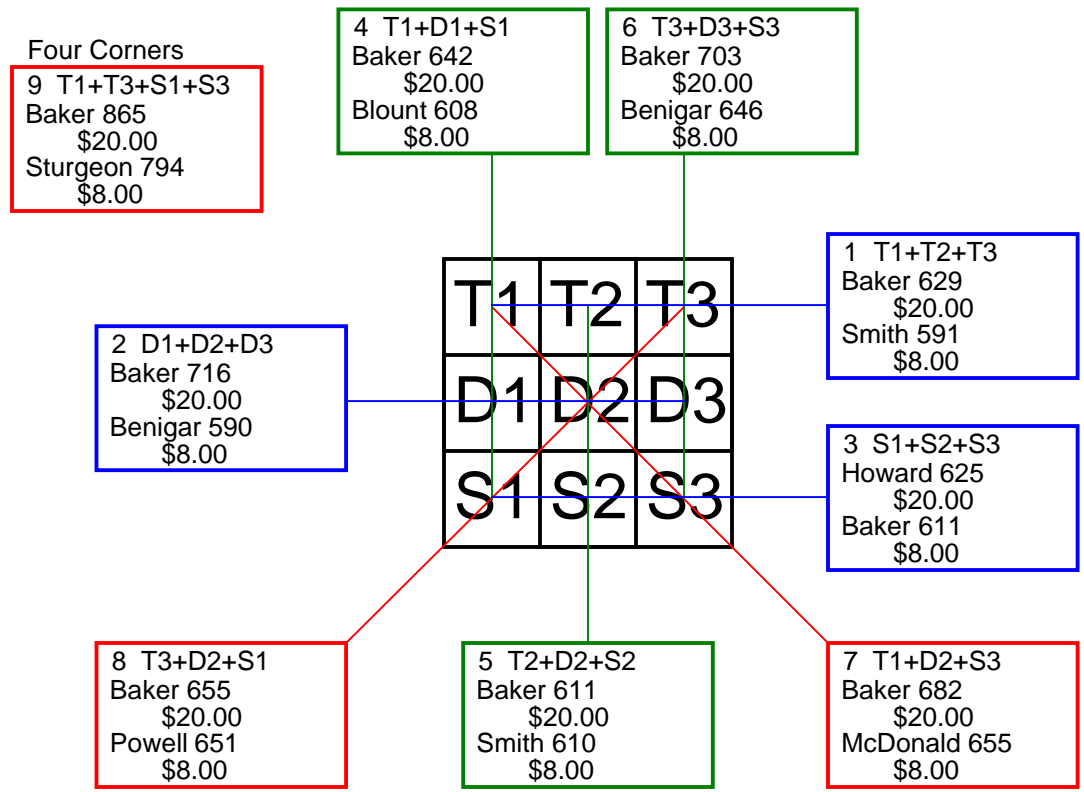
Last Name	First Name	City	State	T1+T2+T3	D1+D2+D3	S1+S2+S3	T1+D1+S1	T2+D2+S2	T3+D3+S3	T1+D2+S3	T3+D2+S1	T1+T3+S1+S3
Bondi	Margaret	Pingree Grove	IL	524	574	558	527	540	589	589	520	676
Cleghorn	Tina	Arley	AL	558	580	596	596	552	586	582	551	730
Dossey	Virginia	Chico	CA	639	568	600	590	612	605	590	565	760
Fairchild	Mary	Lehighton	PA	467	573	549	543	522	524	547	535	654
Hall	Jean	Elkton	MD	585	646 \$20	610 \$14	589	644 \$20	608	600	650 \$20	739
Hamilton	Yosemite	Lakewood	CA	590	542	581	560	556	597	553	605 \$8	746
Jones	Denise	Muncie	IN	596	590	603	556	594	639 \$20	583	586	763 \$8
Kerr	Kristin	Brookings	OR	543	543	563	531	594	524	604 \$8	550	702
Lynd	Judy	Yorkville	IL	542	579	562	601 \$8	572	510	530	530	693
Marget	Diane	Champlin	MN	677 \$20	629 \$8	562	675 \$20	622	571	653 \$20	600	829 \$20
Nelson	Carol	Bismarck	ND	593	559	610 \$14	534	608	620 \$8	565	543	734
Thomas	Brandy	Jasper	AL	590	533	522	511	614	520	524	547	644
Vanuni	Kris	No Adams	MA	666 \$8	521	580	554	631 \$8	582	585	549	759
Weed	JoAnn	Raleigh	NC	514	581	516	481	592	538	525	483	585



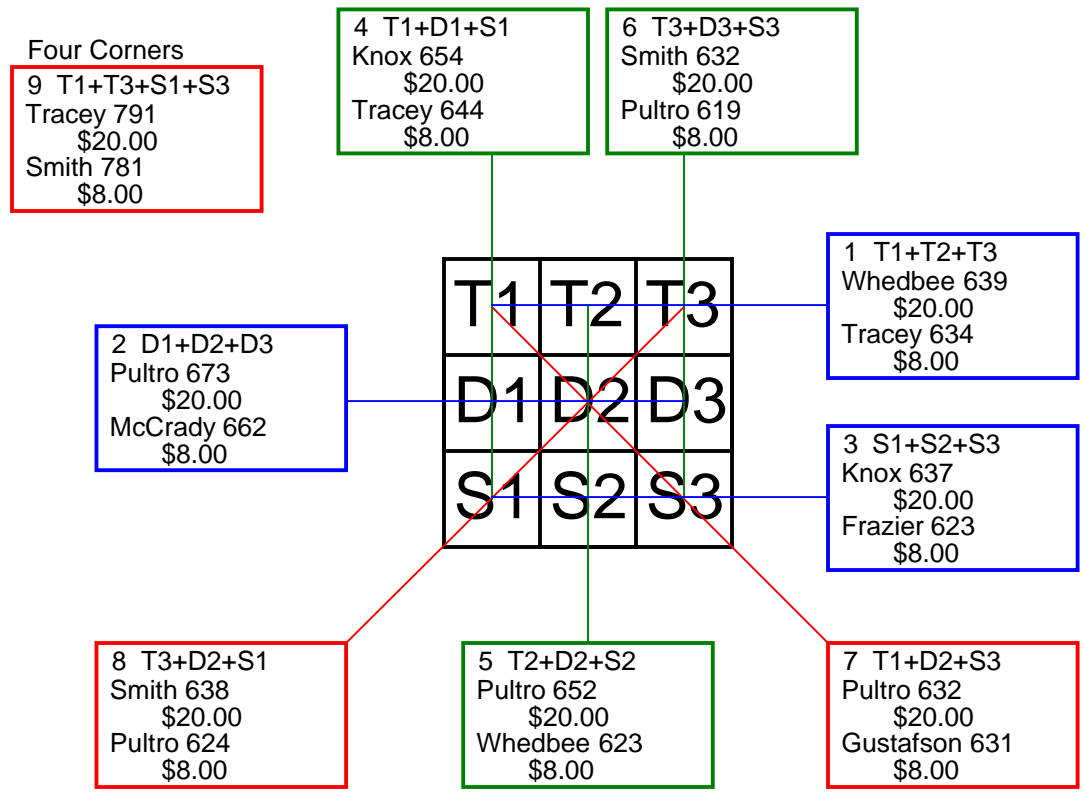
Last Name	First Name	City	State	T1+T2+T3	D1+D2+D3	S1+S2+S3	T1+D1+S1	T2+D2+S2	T3+D3+S3	T1+D2+S3	T3+D2+S1	T1+T3+S1+S3
Alsperger	Susan	Spokane Valley	WA	559	472	471	495	515	492	498	515	654
Boykin	Wilba	Camden	SC	592	592	569	626 \$8	531	596	613 \$8	605	772
Espiritu	Mary Yvette	Chicago	IL	557	626 \$8	609 \$8	618	658 \$8	516	565	567	669
Folgore	Sandy	Marlboro	NJ	475	560	558	516	503	574	589	541	709
Garner	Gail	Santa Fe	NM	563	614	542	554	602	563	596	579	695
Hunter	Cynthia K	Rockford	IL	629	670 \$20	566	577	660 \$20	628 \$8	598	642 \$8	737
King	Kimberly	Holly	MI	685 \$20	577	556	665 \$20	556	597	527	650 \$20	833 \$8
Mora	Patricia	Lawndale	CA	512	559	568	552	562	525	521	558	678
Parrow-Singer	Candee	Fruitland	WA	653 \$8	567	522	603	539	600	586	587	790
Pratt	Gail	Rochester	NY	578	595	586	566	621	572	553	587	704
Robertson	June	West Allis	WI	606	573	676 \$20	607	570	678 \$20	611	614	848 \$20
Ruby	Rafaela	Sun City	AZ	568	564	567	537	570	592	513	523	660
Silleto	Donna	Rutherford	NJ	556	609	565	607	584	539	648 \$20	591	741
Smith	Ethel	Orlando	FL	430	439	502	459	446	466	442	410	568



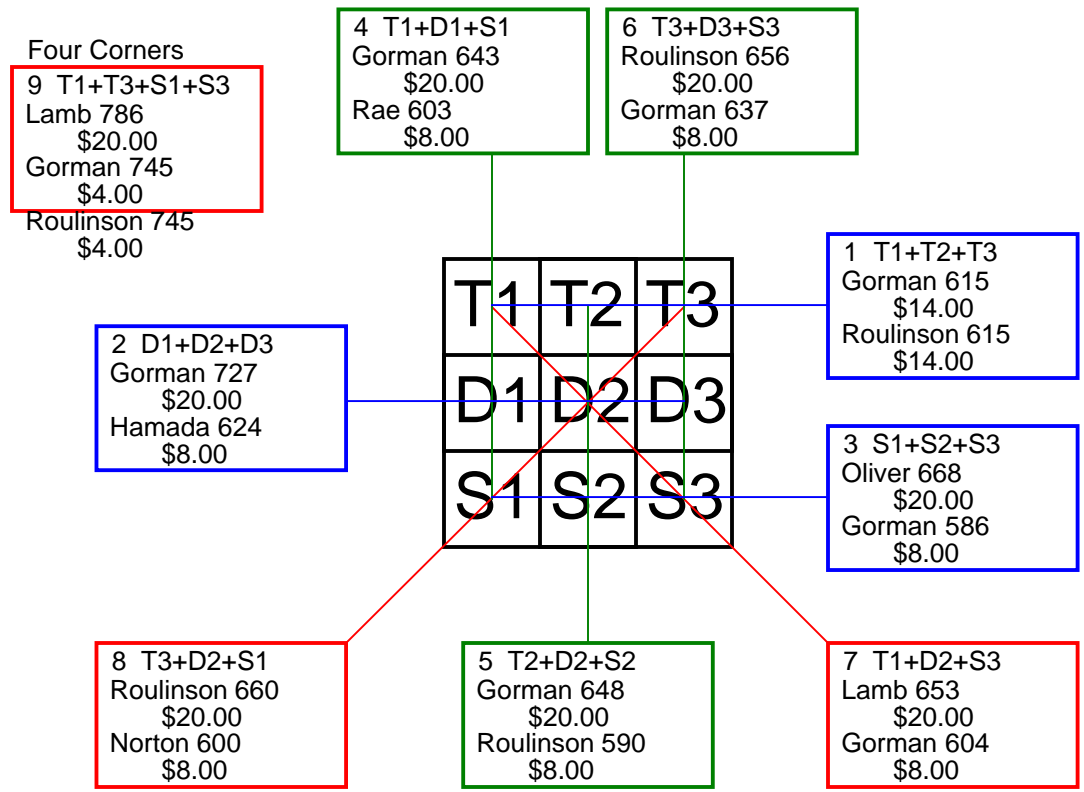
Last Name	First Name	City	State	T1+T2+T3	D1+D2+D3	S1+S2+S3	T1+D1+S1	T2+D2+S2	T3+D3+S3	T1+D2+S3	T3+D2+S1	T1+T3+S1+S3
Baker	Lindsay	Amherst	NY	629 \$20	716 \$20	611 \$8	642 \$20	611 \$20	703 \$20	682 \$20	655 \$20	865 \$20
Benigar	Frances	Camp Verde	AZ	544	590 \$8	563	551	500	646 \$8	518	566	723
Blount	Kathy	Chino Hills	CA	554	571	551	608 \$8	507	561	532	573	740
Booth	Alice	Waldorf	MD	570	507	550	539	504	584	546	529	743
Ellington	Geraldine	Detroit	MI	584	562	548	498	609	587	560	587	705
Howard	Gwen	Prescott	AZ	461	557	625 \$20	544	563	536	536	533	669
Malewski	Dawn	Oak Forest	IL	519	529	549	508	557	532	541	507	672
McDonald	Jean	Brighton	CO	577	580	604	574	592	595	655 \$8	567	773
Moran	Lori	King Of Prussia	PA	558	523	599	563	572	545	512	553	722
Powell	Gloria	White Plains	MD	546	552	583	544	556	581	552	651 \$8	727
Ryon	Sharon	Huntingtown	MD	523	573	547	502	555	586	517	556	692
Slavich	Jo	Schaumburg	IL	539	539	499	509	551	517	553	516	645
Smith	Bernice	Twin Falls	ID	591 \$8	532	552	540	610 \$8	525	639	578	716
Sturgeon	Denise	Tempe	AZ	524	553	607	517	529	638	587	606	794 \$8



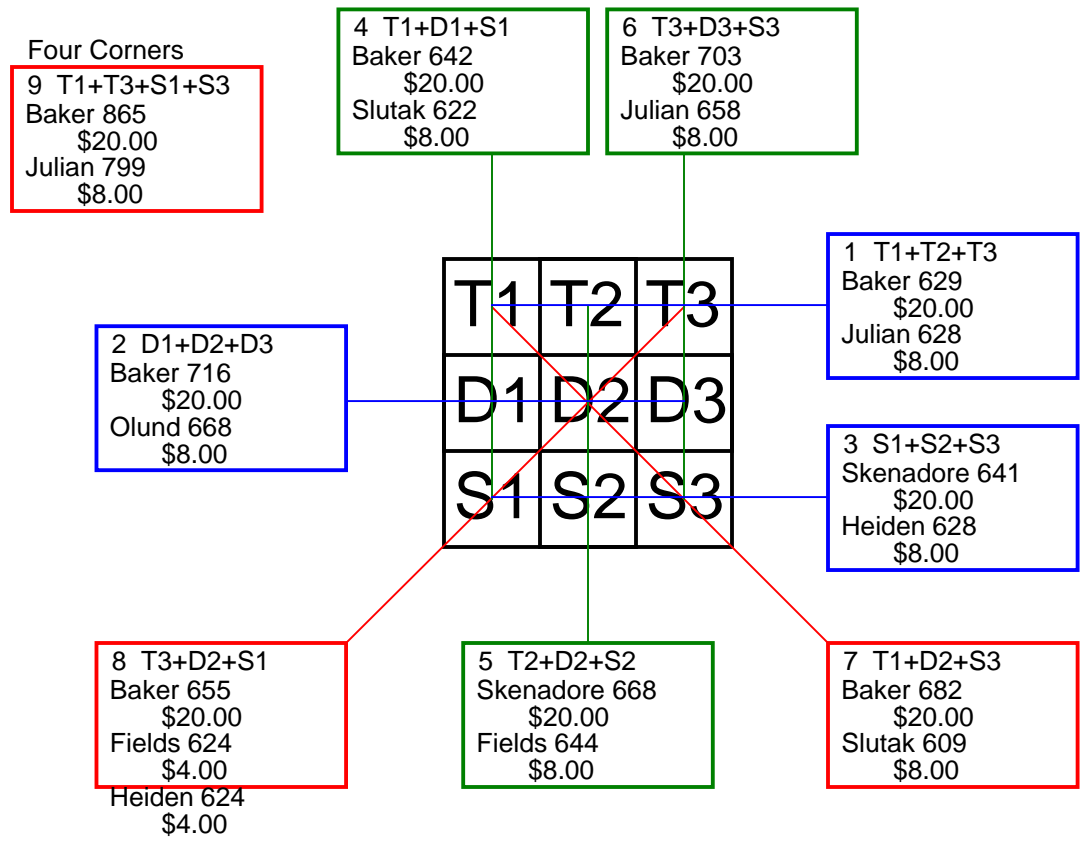
Last Name	First Name	City	State	T1+T2+T3	D1+D2+D3	S1+S2+S3	T1+D1+S1	T2+D2+S2	T3+D3+S3	T1+D2+S3	T3+D2+S1	T1+T3+S1+S3
Brooks	Brenda	Canton	GA	493	530	598	531	531	559	584	573	734
Douglas	Lisa	East Orange	NJ	526	564	535	503	536	586	510	618	714
Foiese	Karen	Tustin	MI	491	566	570	543	525	559	503	543	680
Frazier	Glenys	Spring Branch	TX	517	515	623 \$8	525	580	550	543	566	719
Gustafson	Joan	Simi Valley	CA	600	583	592	604	608	563	631 \$8	586	759
Knox	Sharon	Elkton	MD	558	630	637 \$20	654 \$20	575	596	626	570	741
McCrary	Mary Jane	Scottsburg	IN	570	662 \$8	541	616	599	558	557	600	695
Pultró	Denise	Manahawkin	NJ	594	673 \$20	573	569	652 \$20	619 \$8	632 \$20	624 \$8	721
Quick	Mary	Clatskanie	OR	452	509	547	507	479	522	489	508	631
Ridolfo	Linda	Columbus	OH	591	561	532	577	543	564	535	585	739
Smith	Cheryl	Miami Gardens	FL	618	568	621	573	602	632 \$20	557	638 \$20	781 \$8
Tracey	Judi	Fort Wayne	IN	634 \$8	582	592	644 \$8	590	574	624	570	791 \$20
Whedbee	Kim	Covington	GA	639 \$20	588	579	597	623 \$8	586	601	570	727
Wilkerson	Melissa	Williams	CA	580	586	565	591	596	544	575	595	686



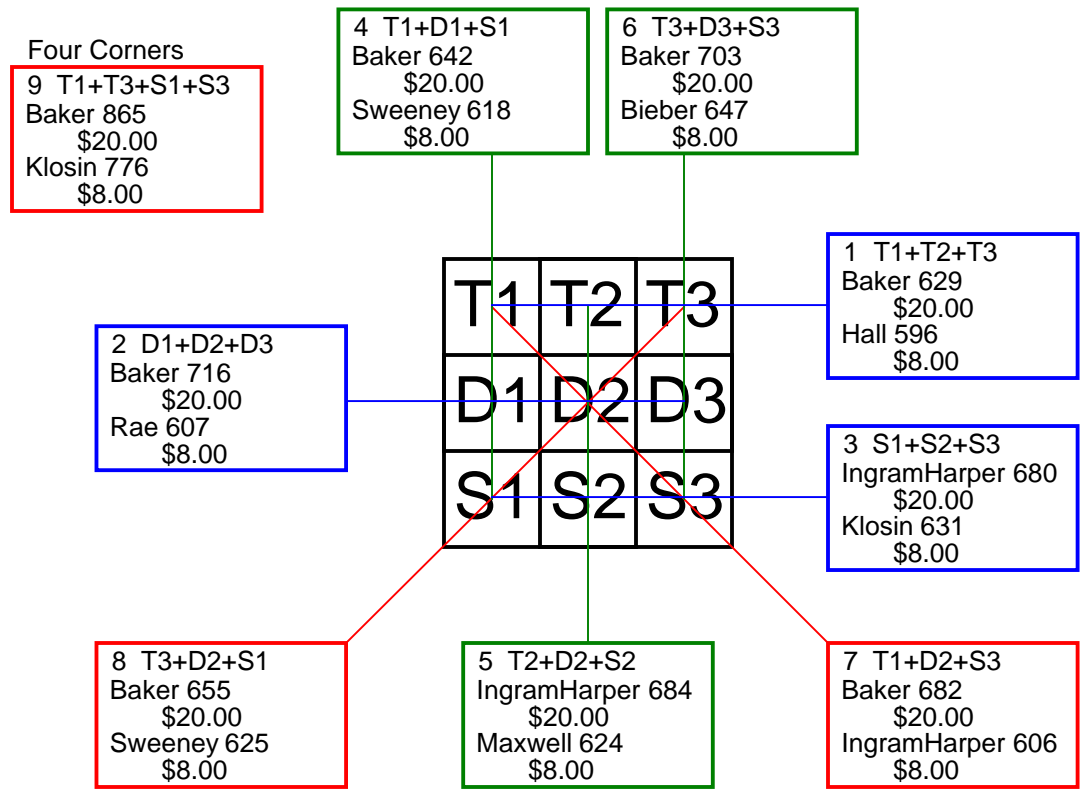
Last Name	First Name	City	State	T1+T2+T3	D1+D2+D3	S1+S2+S3	T1+D1+S1	T2+D2+S2	T3+D3+S3	T1+D2+S3	T3+D2+S1	T1+T3+S1+S3
Carrington	Carole	Flint	MI	571	581	569	581	536	604	582	556	741
Cook	Kelly	Canton	GA	537	529	523	532	494	563	519	575	717
Demchak	Lynn	Fairlawn	NJ	497	512	569	507	530	541	539	528	680
Fowler	Dianne	Irvine	CA	470	575	498	521	552	470	517	499	607
Fratine	Vivian	West Branch	MI	545	562	550	510	541	606	579	500	693
Gorman	Nadine	West Fargo	ND	615 \$14	727 \$20	586 \$8	643 \$20	648 \$20	637 \$8	604 \$8	579	745 \$4
Hamada	Marjorie	Westland	MI	572	624 \$8	513	580	558	571	555	545	683
Haynes	Denise	Astatula	FL	602	581	489	521	573	578	539	537	643
Lamb	Alicia	Mansfield	TX	589	516	554	544	547	568	653 \$20	513	786 \$20
Norton	Jacqueth	Westland	MI	509	515	574	474	563	561	544	600 \$8	680
Oliver	Sylvia	Englewood	NJ	449	493	668 \$20	513	561	536	497	545	694
Rae	Helen	Roanoke	VA	557	607	538	603 \$8	534	565	549	522	683
Roulinson	Denette	Forsyth	IL	615 \$14	604	576	549	590 \$8	656 \$20	556	660 \$20	745 \$4
Westbrook	Linda	Reedsville	WV	578	564	553	567	577	551	544	580	711



Last Name	First Name	City	State	T1+T2+T3	D1+D2+D3	S1+S2+S3	T1+D1+S1	T2+D2+S2	T3+D3+S3	T1+D2+S3	T3+D2+S1	T1+T3+S1+S3
Baker	Lindsay	Amherst	NY	629 \$20	716 \$20	611	642 \$20	611	703 \$20	682 \$20	655 \$20	865 \$20
Chase	Sue	Miamisburg	OH	549	586	515	549	530	571	591	555	683
Fields	Fern	Conroy	IA	565	610	578	526	644 \$8	583	589	624 \$4	707
Griggie	Lucinda	Charlotte	NC	545	543	548	587	518	531	543	578	737
Grosvenor	Danna	Littleton	CO	595	535	542	492	572	608	523	576	717
Heiden	Charlene	Mesquite	NV	585	546	628 \$8	592	572	595	566	624 \$4	783
Johnston	Jayne	Chesterton	IN	518	511	585	526	531	557	526	490	707
Julian	Gina M	Westchester	IL	628 \$8	604	571	577	568	658 \$8	600	610	799 \$8
Olund	Jacqueline	Merrill	WI	560	668 \$8	557	589	595	601	598	575	696
Parrish	Marlene	Lakeland	FL	529	549	567	512	550	583	563	565	707
Skenadore	Donna	Milwaukee	WI	626	662	641 \$20	606	668 \$20	655	575	600	749
Slutak	Allyson	Sausalito	CA	545	638	605	622 \$8	516	650	609 \$8	601	785
Smith	Karen	Loveland	CO	513	562	584	493	596	570	536	556	695
Turner	Jessica	Brainerd	MN	528	587	506	501	563	557	513	549	625

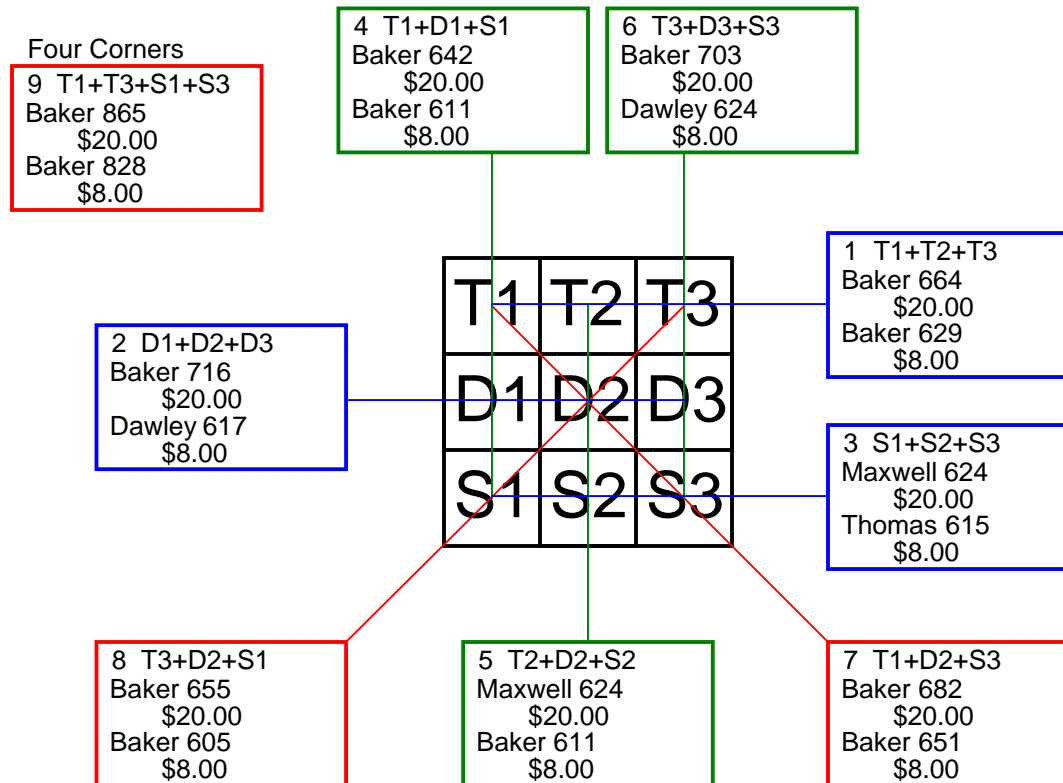


Last Name	First Name	City	State	T1+T2+T3	D1+D2+D3	S1+S2+S3	T1+D1+S1	T2+D2+S2	T3+D3+S3	T1+D2+S3	T3+D2+S1	T1+T3+S1+S3
Alexander	Erika	Stamford	CT	559	525	569	535	539	579	569	566	707
Baker	Lindsay	Amherst	NY	629 \$20	716 \$20	611	642 \$20	611	703 \$20	682 \$20	655 \$20	865 \$20
Bieber	Laurie Ann	Sarasota	FL	575	595	589	555	557	647 \$8	600	574	767
Griggie	Lucinda	Charlotte	NC	545	543	548	587	518	531	543	578	737
Hall	Cynthia	Rising Sun	MD	596 \$8	580	597	589	585	599	596	591	756
IngramHarper	Rhonda	Grain Valley	MO	590	569	680 \$20	572	684 \$20	583	606 \$8	595	746
Klosin	Mariann	Windham	NH	591	520	631 \$8	579	603	560	583	561	776 \$8
Lee	Sandra	Edgewater	FL	549	543	508	582	512	506	504	557	690
Maxwell	Arlene	Brooklyn	NY	555	563	624	526	624 \$8	592	581	532	706
Mayo	Peggy	Virginia Beach	VA	526	594	553	612	529	532	575	515	703
Rae	Helen	Roanoke	VA	557	607 \$8	538	603	534	565	549	522	683
Strong	Diana	Pittsfield	MA	547	573	545	601	518	546	583	519	714
Sweeney	Millie	Victoria	TX	591	577	591	618 \$8	616	525	592	625 \$8	743
Trombino	Barbara	Tallahassee	FL	550	556	630	537	591	608	536	554	723



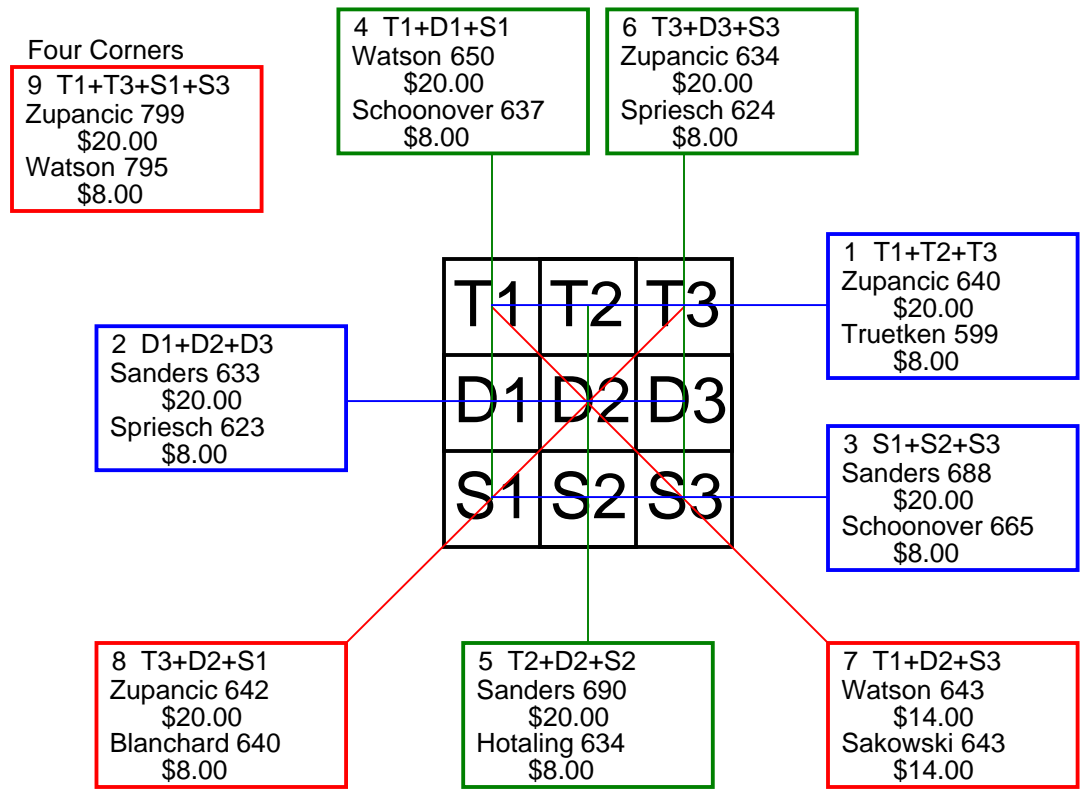


Last Name	First Name	City	State	T1+T2+T3	D1+D2+D3	S1+S2+S3	T1+D1+S1	T2+D2+S2	T3+D3+S3	T1+D2+S3	T3+D2+S1	T1+T3+S1+S3
Baker	Lindsay	Amherst	NY	629 \$8	716 \$20	611	642 \$20	611 \$8	703 \$20	682 \$20	655 \$20	865 \$20
Baker	Rhonda	San Diego	CA	664 \$20	555	572	611 \$8	580	600	651 \$8	605 \$8	828 \$8
Dawley	Marge	Pittsfield	MA	598	617 \$8	580	590	581	624 \$8	621	603	764
Maxwell	Arlene	Brooklyn	NY	555	563	624 \$20	526	624 \$20	592	581	532	706
Nerton	Deana	Vancouver	WA	512	492	542	518	537	491	496	585	686
Netzel	Linda	Lockport	IL	524	564	563	600	513	538	528	523	699
Newell	Maxine	Horseshoe Bend	ID	530	204	204	313	292	333	313	333	443
Parker	Cynthia L	Deptford	NJ	518	564	597	572	570	537	566	570	716
Reilly	Joan	Wilmington	NC	574	535	599	537	553	618	580	592	801
Roberts	Pegi	Hillsville	VA	522	448	545	484	498	533	494	492	649
Schubert	Joan M	Dalhart	TX	614	568	585	576	586	605	587	596	766
Soares	Shellie	Kent	WA	556	502	540	525	525	548	547	570	698
Thomas	Jowanna R	Aurora	CO	533	558	571	605	525	532	559	509	692
Thomas	Susan	Salt Lake City	UT	528	496	615 \$8	518	561	560	560	544	703

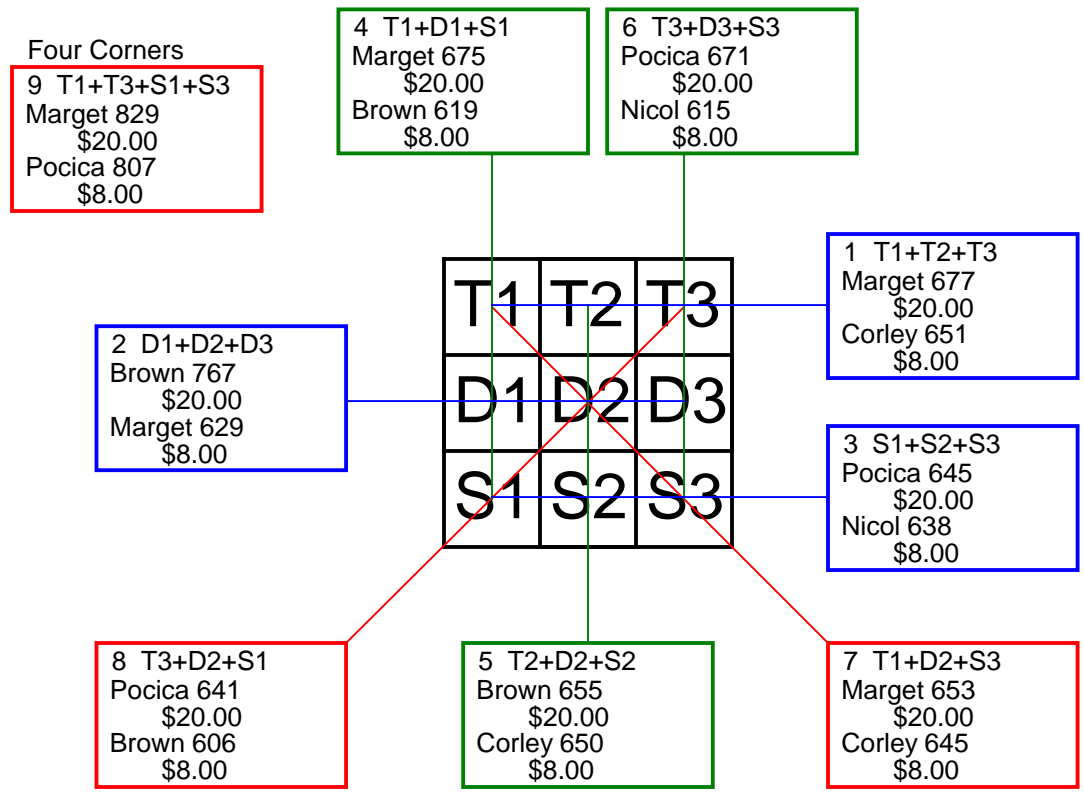


2009 Womens Championships Tic-Tac-Toe Jackpots - Group 10 7/14/2009 10:19:15 PM Page: 10

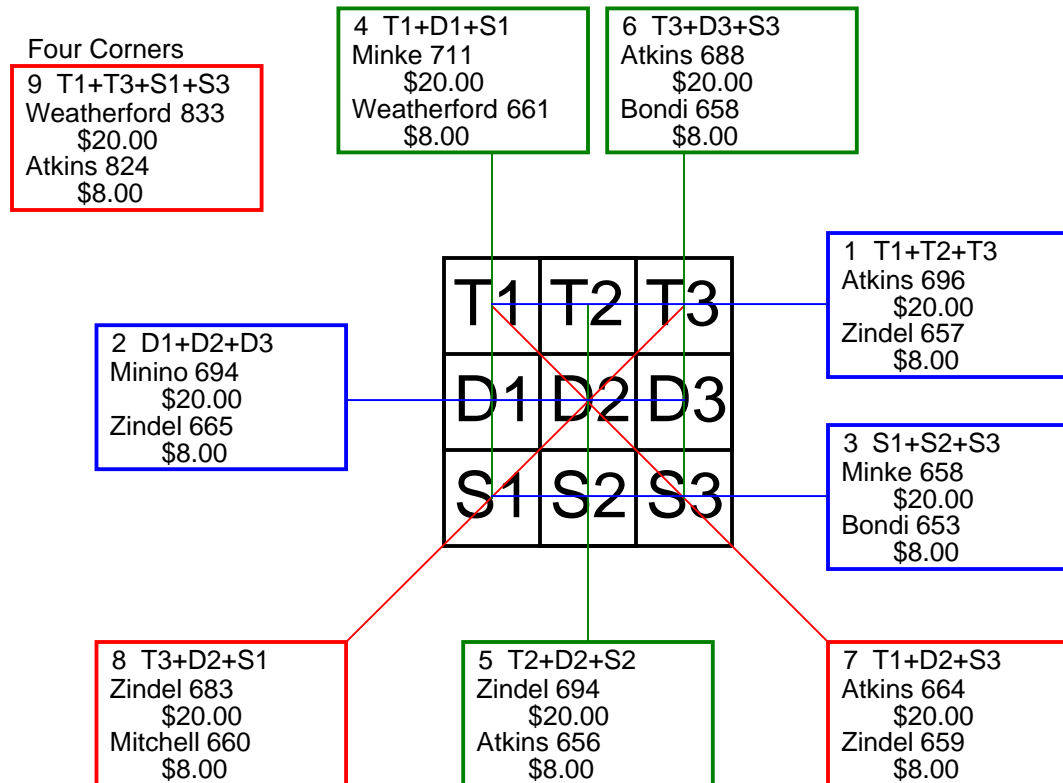
Last Name	First Name	City	State	T1+T2+T3	D1+D2+D3	S1+S2+S3	T1+D1+S1	T2+D2+S2	T3+D3+S3	T1+D2+S3	T3+D2+S1	T1+T3+S1+S3
Blanchard	Debbie	Marshfield	MO	590	591	577	580	581	597	603	640 \$8	783
Harold	Kari	Sycamore	IL	525	574	544	533	605	505	541	550	664
Hotaling	Kathy	Fulton	NY	532	620	623	576	634 \$8	565	592	610	736
Kimsey	Debbie	Rock Springs	WY	509	538	559	542	503	561	519	541	703
Martin	Andrea	Lake City	MI	569	559	553	564	562	555	563	528	698
Muhammad	Bahiyah	Hamden	CT	495	544	483	534	449	539	518	515	655
Robbins	Peggy	High Point	NC	544	606	600	589	546	615	585	592	743
Sakowski	Karen	Birch Run	MI	557	499	609	494	610	561	643 \$14	555	746
Sanders	Erica	Scottsdale	AZ	553	633 \$20	688 \$20	584	690 \$20	600	637	601	768
Schoonover	Christina	Heartland	TX	527	599	665 \$8	637 \$8	582	572	588	604	760
Spriesch	Cindy	Lockport	IL	527	623 \$8	601	556	571	624 \$8	601	595	752
Truetken	Barbara	Florissant	MO	599 \$8	529	505	533	514	586	520	526	703
Watson	Linda	New Castle	DE	586	589	614	650 \$20	546	593	643 \$14	524	795 \$8
Zupancic	Ceal	Perry	OH	640 \$20	611	617	633	601	634 \$20	572	642 \$20	799 \$20



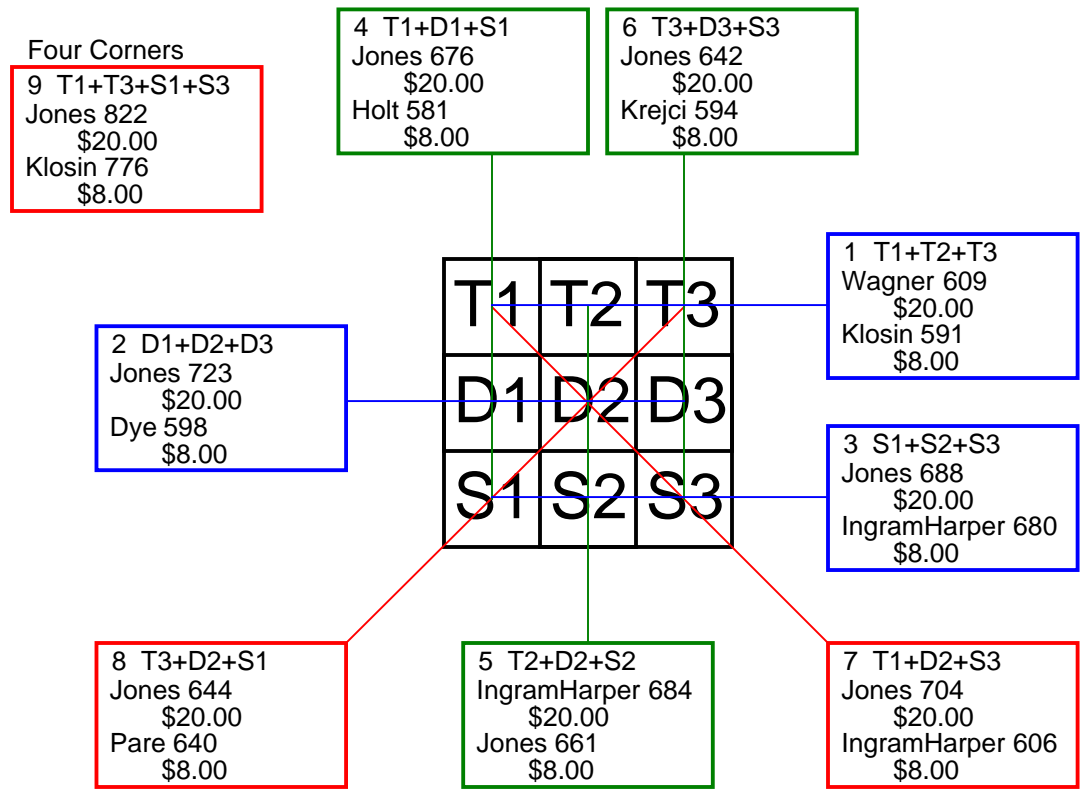
Last Name	First Name	City	State	T1+T2+T3	D1+D2+D3	S1+S2+S3	T1+D1+S1	T2+D2+S2	T3+D3+S3	T1+D2+S3	T3+D2+S1	T1+T3+S1+S3
Adamson	Linda	Gary	IN	576	543	489	539	569	500	537	526	648
Brown	Marilyn	Bellingham	WA	564	767 \$20	526	619 \$8	655 \$20	583	615	606 \$8	669
Carlton	Robyn	Post Falls	ID	536	522	587	538	607	500	556	566	717
Corley	Nancy	Glendale	AZ	651 \$8	580	596	580	650 \$8	597	645 \$8	591	741
Crossen	Sandy	Holland	OH	444	550	556	498	527	525	489	500	622
Kerr	Karen	Brookings	OR	497	497	611	482	517	606	566	523	733
Lukins	Jeannie	Whiteland	IN	545	617	518	566	602	512	566	552	671
Marget	Diane	Champlin	MN	677 \$20	629 \$8	562	675 \$20	622	571	653 \$20	600	829 \$20
Nicol	Felipa	Helper	UT	550	563	638 \$8	565	571	615 \$8	553	547	754
Pocica	Andrea	Chicago	IL	592	609	645 \$20	558	617	671 \$20	621	641 \$20	807 \$8
Ratfield	Jeanne	Dekalb	IL	489	513	548	534	484	532	552	508	686
Weinreis	Deb	Saint Paul	MN	615	585	548	568	607	573	572	572	692
Winthurst	Shirley	East Moline	IL	559	533	544	568	533	535	589	503	696
Woodward	Janet	Huntington Beach	CA	553	585	537	543	577	555	502	593	693



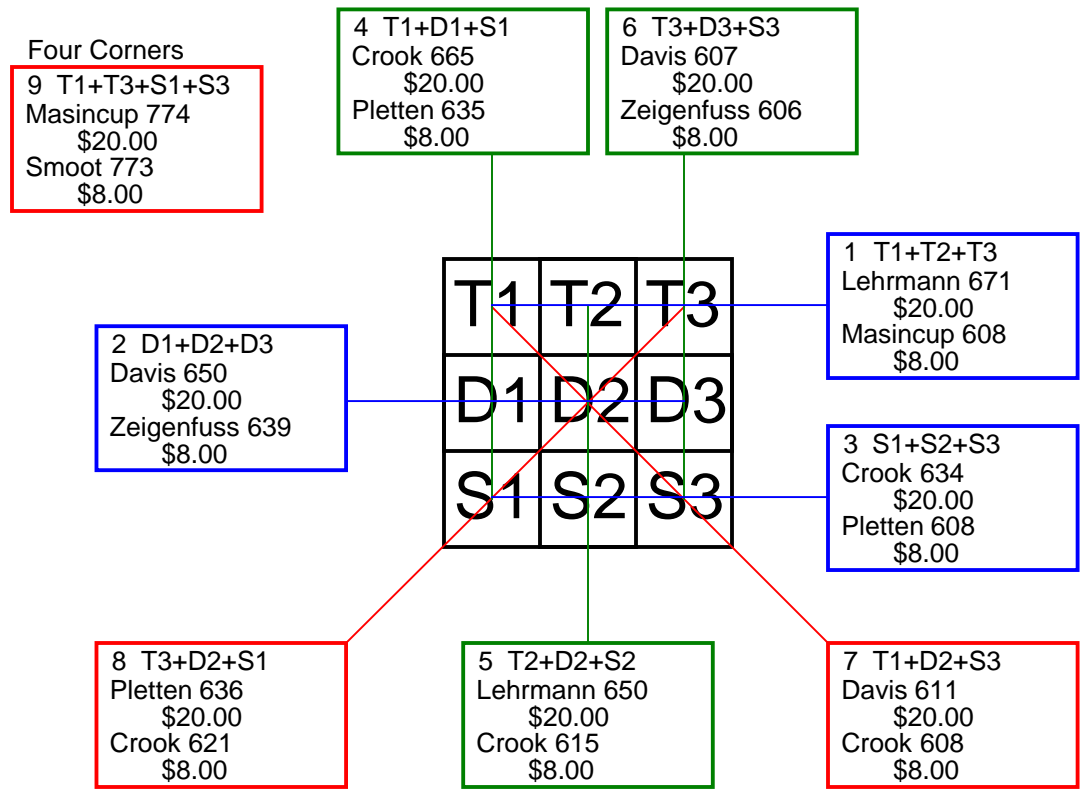
Last Name	First Name	City	State	T1+T2+T3	D1+D2+D3	S1+S2+S3	T1+D1+S1	T2+D2+S2	T3+D3+S3	T1+D2+S3	T3+D2+S1	T1+T3+S1+S3
ArtzerCrowder	RoxAnn	Stafford	VA	501	569	585	582	590	483	566	491	653
Atkins	Jeannie	El Reno	OK	696 \$20	658	586	596	656 \$8	688 \$20	664 \$20	628	824 \$8
Bondi	Rhonda	Lake In The Hills	IL	539	633	653 \$8	553	614	658 \$8	567	566	713
Campion	Joan	Stafford	VA	572	550	621	587	631	525	588	628	709
Doak	Charlotte	Rock Springs	WY	542	580	625	600	546	601	596	532	728
Helsel	Jeri	Manton	MI	625	553	623	609	598	594	654	611	789
Klosin	Mariann	Windham	NH	591	520	631	579	603	560	583	561	776
Layton	Donna	Worcester	MA	522	593	505	528	529	563	609	549	691
Minino	Suzy	Omaha	NE	519	694 \$20	456	518	593	558	578	617	651
Minke	Sandy	Westerville	OH	557	587	658 \$20	711 \$20	601	490	604	565	793
Mitchell	Karen	Littleton	CO	545	586	595	592	557	577	541	660 \$8	756
Shady	Paula	Hartford City	IN	551	616	539	556	563	587	568	592	726
Weatherford	Linda Kay	Sulphur	OK	653	571	556	661 \$8	548	571	650	617	833 \$20
Zindel	Pamela	Wichita	KS	657 \$8	665 \$8	611	607	694 \$20	632	659 \$8	683 \$20	782



Last Name	First Name	City	State	T1+T2+T3	D1+D2+D3	S1+S2+S3	T1+D1+S1	T2+D2+S2	T3+D3+S3	T1+D2+S3	T3+D2+S1	T1+T3+S1+S3
Dye	Faye	Hood River	OR	542	598 \$8	517	559	564	534	559	551	655
Feamster	Sarah	Alderson	WV	510	580	612	566	546	590	511	605	719
Hawley	Nancy	Thompson	OH	510	593	511	539	514	561	548	526	667
Holt	Barbara	Inkster	MI	548	570	549	581 \$8	515	571	603	549	723
IngramHarper	Rhonda	Grain Valley	MO	590	569	680 \$8	572	684 \$20	583	606 \$8	595	746
Jones	Jodi	Glendale	AZ	568	723 \$20	688 \$20	676 \$20	661 \$8	642 \$20	704 \$20	644 \$20	822 \$20
Klosin	Mariann	Windham	NH	591 \$8	520	631	579	603	560	583	561	776 \$8
Krejci	Joan	Lakeville	MN	526	525	612	507	562	594 \$8	566	559	721
Lynch	Gail	Waco	TX	515	594	543	487	614	551	526	533	613
Manning	Kimberlee	Baltimore	MD	572	479	500	461	560	530	512	513	667
Pare	Cathie	Goleta	CA	544	532	559	538	562	535	555	640 \$8	717
Ross	Tara	Colorado Springs	CO	496	429	586	454	517	540	510	469	686
Stalter	Cori	Rimrock	AZ	533	565	622	543	641	536	570	568	659
Wagner	Joan	Warminster	PA	609 \$20	550	530	578	553	558	534	580	711

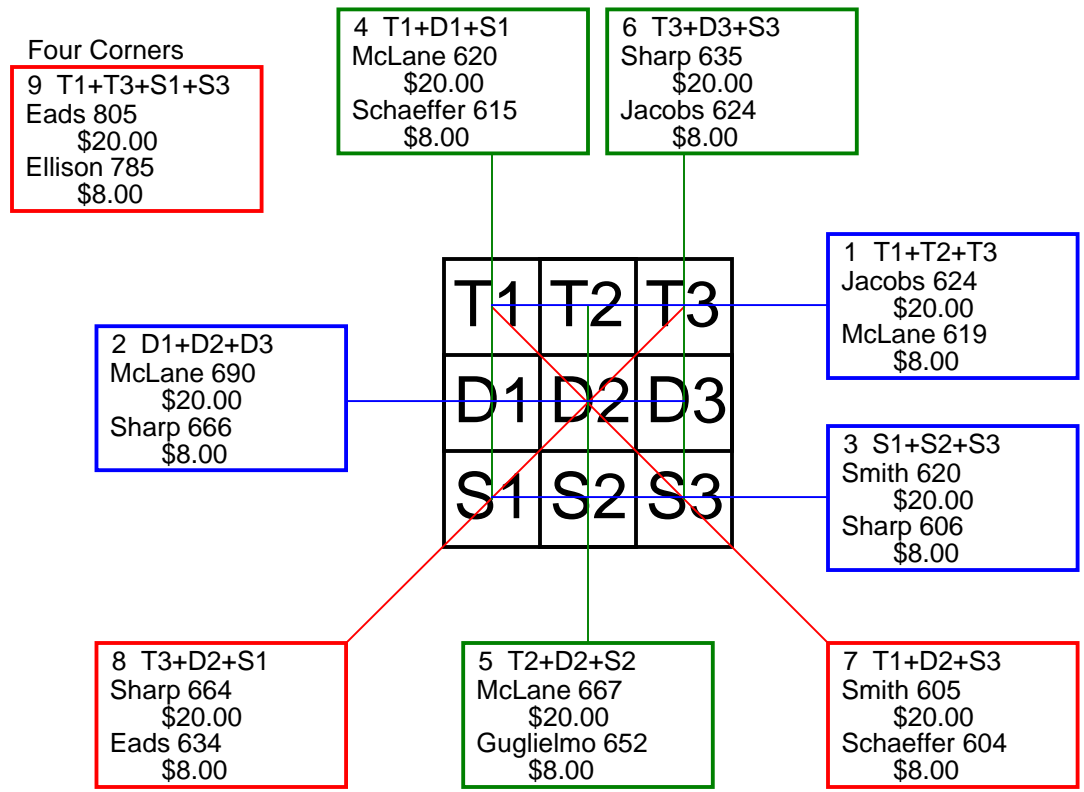


Last Name	First Name	City	State	T1+T2+T3	D1+D2+D3	S1+S2+S3	T1+D1+S1	T2+D2+S2	T3+D3+S3	T1+D2+S3	T3+D2+S1	T1+T3+S1+S3
Bradley	Cindy	Williamsport	OH	585	618	598	608	604	589	604	530	735
Crook	Sue	St Pete Beach	FL	586	628	634 \$20	665 \$20	615 \$8	568	608 \$8	621 \$8	766
Davis	Terry	Washington	DC	582	650 \$20	577	588	614	607 \$20	611 \$20	555	727
DeStefano	Clara	Pukalani	HI	523	582	502	544	510	553	525	521	650
Foulks	Allison	Charlotte	NC	527	552	550	495	540	594	557	523	702
Garrett	Cabrina	Mount Dora	FL	547	579	572	551	575	572	573	565	690
Jean	Yatta	Chandler	AZ	464	496	572	504	534	494	494	527	666
Lehrmann	Lynn	Mosinee	WI	671 \$20	523	559	571	650 \$20	532	566	533	740
Masincup	Kristin	Fairlawn	NJ	608 \$8	553	567	612	555	561	547	598	774 \$20
Pletten	Lois	Bath	SD	543	596	608 \$8	635 \$8	557	555	555	636 \$20	757
Rakestraw	Verna	Fremont	IN	529	526	548	480	580	543	557	555	656
Smoot	Kia	Glen Burnie	MD	597	511	579	539	584	564	583	576	773 \$8
Tuttle	Ruth	Fontana	CA	557	548	503	533	505	570	575	565	712
Zeigenfuss	Donna	Palmerton	PA	494	639 \$8	533	560	500	606 \$8	504	554	668

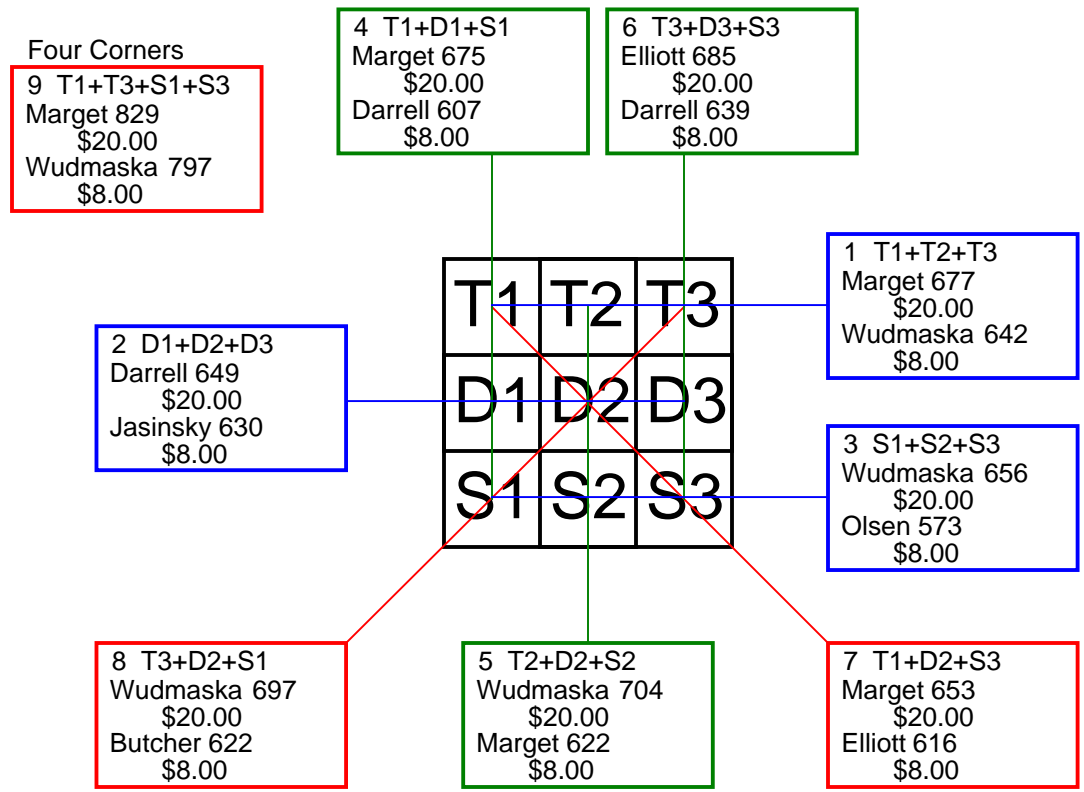


2009 Womens Championships Tic-Tac-Toe Jackpots - Group 15 7/14/2009 10:19:15 PM Page: 15

Last Name	First Name	City	State	T1+T2+T3	D1+D2+D3	S1+S2+S3	T1+D1+S1	T2+D2+S2	T3+D3+S3	T1+D2+S3	T3+D2+S1	T1+T3+S1+S3
Croucher	Sharon	Grants Pass	OR	555	554	541	550	509	591	508	571	721
Eads	Pam	Kokomo	IN	578	544	604	585	563	578	600	634 \$8	805 \$20
Ellison	Nicole	Chatsworth	CA	596	554	564	605	553	556	556	612	785 \$8
Gendrett	Linda	Pomona	CA	556	507	540	463	596	544	513	557	668
Guglielmo	JoAnn	Webster	MA	604	554	558	475	652 \$8	589	543	579	683
Jacobs	Deb	Waco	TX	624 \$20	574	534	564	544	624 \$8	602	528	771
Johnston	Jayne	Chesterton	IN	518	511	585	526	531	557	526	490	707
Malone	Vivian	Muncie	IN	502	500	602	543	529	532	506	549	702
McLane	Christine	Wilmington	DE	619 \$8	690 \$20	565	620 \$20	667 \$20	587	598	579	696
Schaeffer	Julie	Hamden	CT	559	567	542	615 \$8	547	506	604 \$8	559	748
Sharp	Andrea	Stafford	VA	548	666 \$8	606 \$8	554	631	635 \$20	585	664 \$20	753
Smith	Oleta	Clio	MI	537	582	620 \$20	556	584	599	605 \$20	601	736
Weaver	Sue	Elkton	MD	575	513	546	572	537	525	512	537	695
Weichold	Pat	Duluth	GA	509	583	590	540	562	580	589	542	690

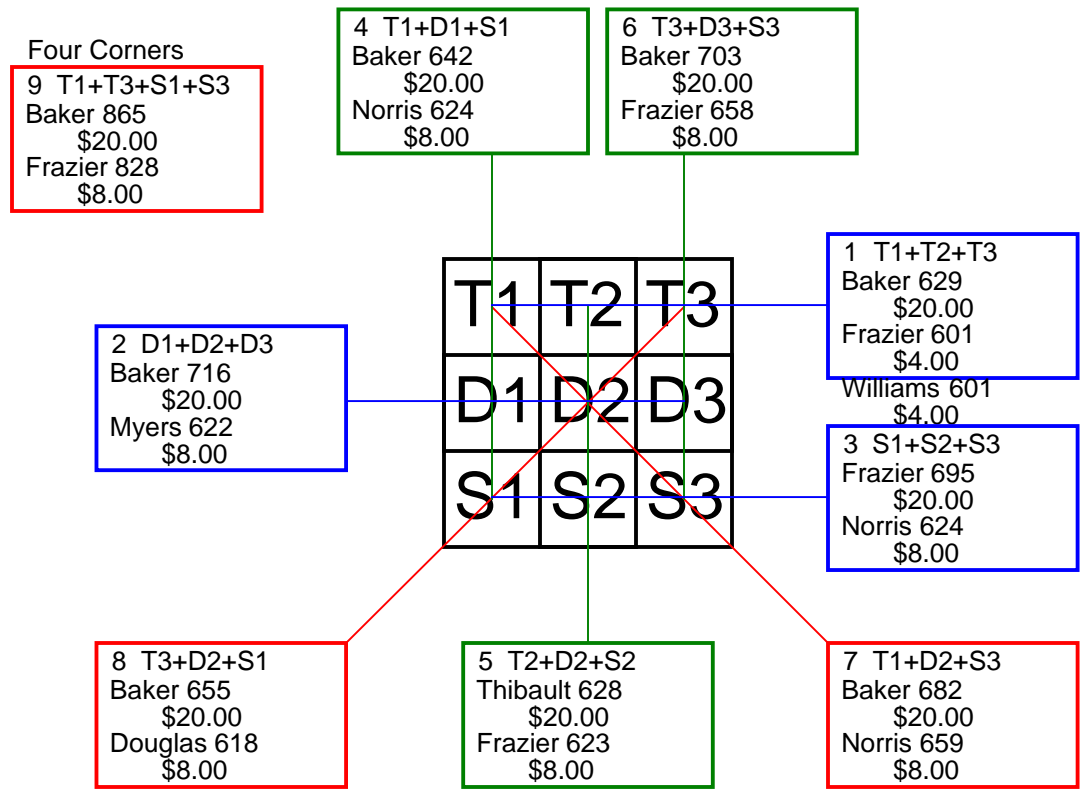


Last Name	First Name	City	State	T1+T2+T3	D1+D2+D3	S1+S2+S3	T1+D1+S1	T2+D2+S2	T3+D3+S3	T1+D2+S3	T3+D2+S1	T1+T3+S1+S3
Butcher	Marylu	Gaylord	MI	574	589	562	583	609	533	562	622 \$8	698
Darrell	Shereika	Warwick		618	649 \$20	560	607 \$8	581	639 \$8	563	565	744
Elizondo	G	Las Vegas	NV	600	583	520	515	584	604	548	621	738
Elliott	Isabella	Tannersville	PA	597	609	567	544	544	685 \$20	616 \$8	559	778
Jasinsky	Lisa	West Jefferson	OH	538	630 \$8	491	553	527	579	536	533	661
Kue	Lisa	Providence	RI	616	523	522	520	610	531	522	567	687
Marget	Diane	Champlin	MN	677 \$20	629	562	675 \$20	622 \$8	571	653 \$20	600	829 \$20
Olsen	Terry	Emmett	ID	483	629	573 \$8	568	565	552	551	549	658
Plummer	Dorothy	Tucson	AZ	525	454	567	512	550	484	503	486	661
Rooker	Patty	Montesano	WA	568	601	534	599	558	546	533	587	688
Soukup	Norma	Clearwater	FL	568	571	548	581	608	498	543	574	659
Winder	Susan	Caldwell	ID	475	498	565	526	512	500	522	492	655
Wudmaska	Larissa	Hillsborough	NJ	642 \$8	560	656 \$20	597	704 \$20	557	566	697 \$20	797 \$8
Yuninger	Amy	Port Richey	FL	586	530	530	546	523	577	553	517	718



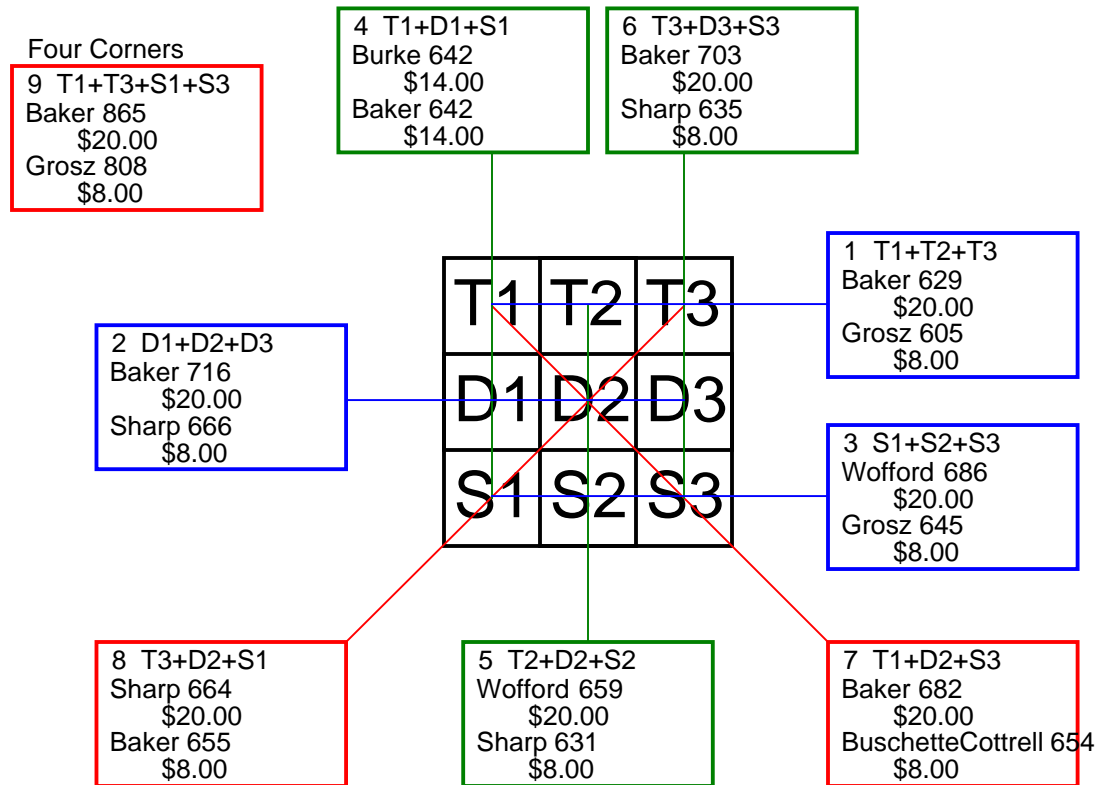


Last Name	First Name	City	State	T1+T2+T3	D1+D2+D3	S1+S2+S3	T1+D1+S1	T2+D2+S2	T3+D3+S3	T1+D2+S3	T3+D2+S1	T1+T3+S1+S3
Baker	Lindsay	Amherst	NY	629 \$20	716 \$20	611	642 \$20	611	703 \$20	682 \$20	655 \$20	865 \$20
Bitner	JoAnn	Hanover	PA	557	561	573	556	604	531	523	564	674
Campbell	Kathie	Buckley	WA	559	599	578	583	600	553	522	582	663
Clark	Sherri	Whitewater	KS	552	567	550	584	524	561	532	559	710
Collins	Linda	San Diego	CA	547	583	549	604	518	557	565	607	732
Douglas	Lisa	East Orange	NJ	526	564	535	503	536	586	510	618 \$8	714
Frazier	Veronica	Spring Branch	TX	601 \$4	582	695 \$20	597	623 \$8	658 \$8	639	607	828 \$8
Layton-Brown	Michele	Newark	NJ	550	616	548	482	590	642	621	517	712
Myers	Ellen	Bellflower	CA	502	622 \$8	543	545	569	553	553	517	652
Norris	Trina	Oakland	CA	585	582	624 \$8	624 \$8	566	601	659 \$8	617	821
Smith	Juanita	Tampa	FL	563	560	532	542	564	549	615	591	709
Thibault	Jean	Hollis Center	ME	595	593	564	533	628 \$20	591	542	523	684
Truetken	Barbara	Florissant	MO	599	529	505	533	514	586	520	526	703
Williams	Margaret	Franklin	IN	601 \$4	604	601	592	588	626	553	586	757

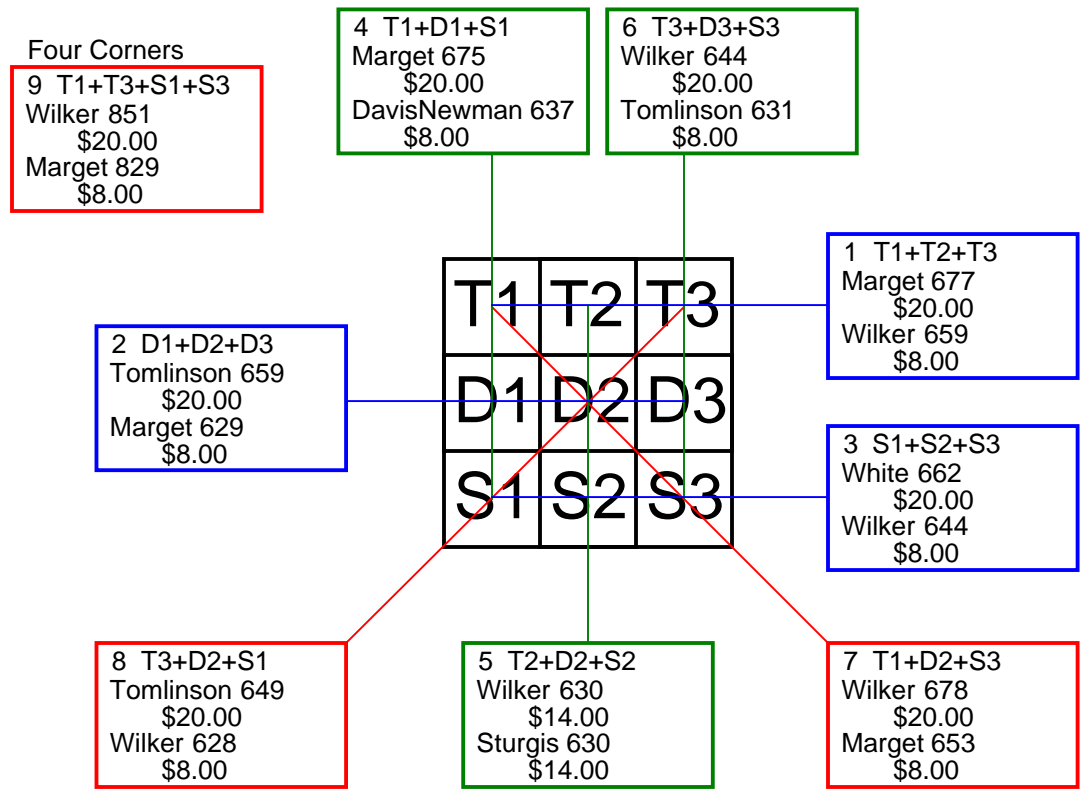


2009 Womens Championships Tic-Tac-Toe Jackpots - Group 18 7/14/2009 10:19:15 PM Page: 18

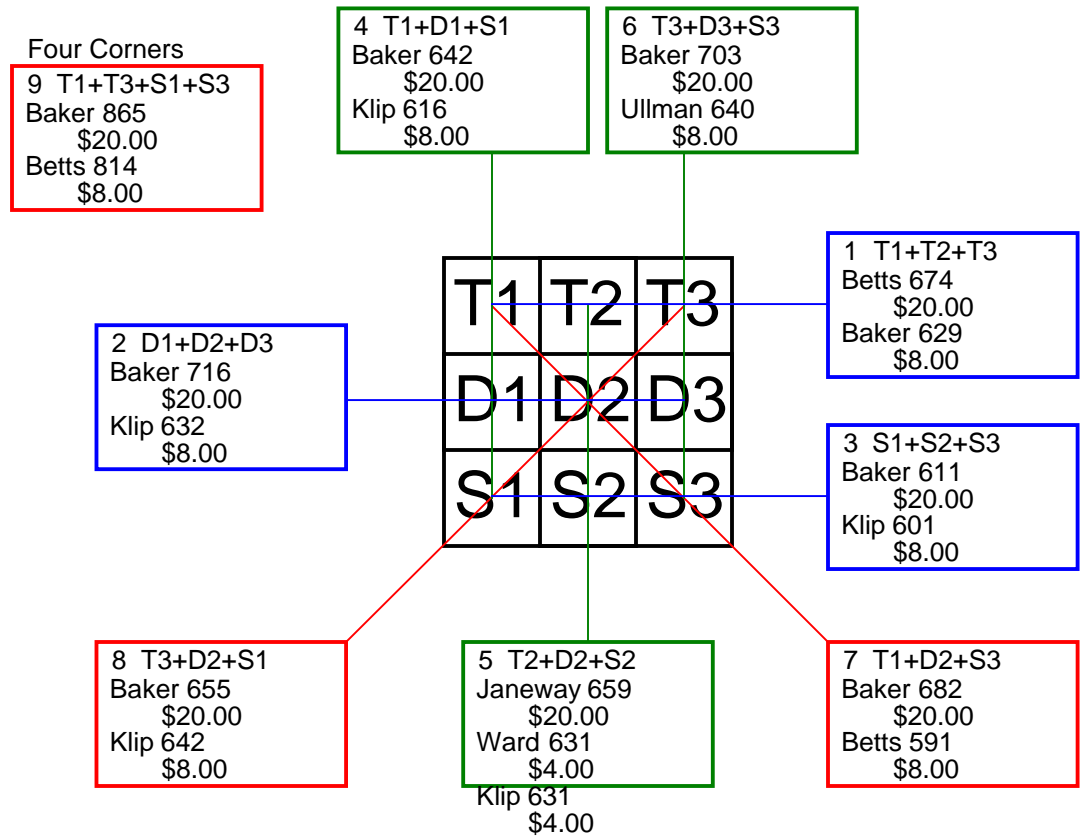
Last Name	First Name	City	State	T1+T2+T3	D1+D2+D3	S1+S2+S3	T1+D1+S1	T2+D2+S2	T3+D3+S3	T1+D2+S3	T3+D2+S1	T1+T3+S1+S3
Baker	Lindsay	Amherst	NY	629 \$20	716 \$20	611	642 \$14	611	703 \$20	682 \$20	655 \$8	865 \$20
Blake	Tracee	Reno	NV	473	611	553	557	596	484	559	552	653
Burke	Gwendolyn	New Haven	CT	565	627	639	642 \$14	590	599	604	637	774
BuschetteCottrell	Pam	Dilworth	MN	589	614	604	562	612	633	654 \$8	596	767
Druttman	Mary	New Port Richey	FL	517	530	459	484	571	451	543	483	569
Grosz	Linda	Minot	ND	605 \$8	569	645 \$8	617	600	602	582	623	808 \$8
Keene	Margaret	Grand Island	NE	533	662	596	608	559	624	644	562	730
Kottwitz	Lori	Bozeman	MT	565	579	562	553	571	582	617	578	736
Medler	Jackie	Bradley Beach	NJ	580	569	531	546	587	547	572	570	685
Popp	Jean	Spring Creek	NV	541	547	542	558	546	526	559	542	686
Prioleau	Laura	Camden	SC	453	575	585	533	504	576	505	533	661
Ramento	Judy	Aloha	OR	514	551	520	502	510	573	485	558	660
Sharp	Andrea	Stafford	VA	548	666 \$8	606	554	631 \$8	635 \$8	585	664 \$20	753
Wofford	Sharon	West Allis	WI	577	590	686 \$20	601	659 \$20	593	595	618	765



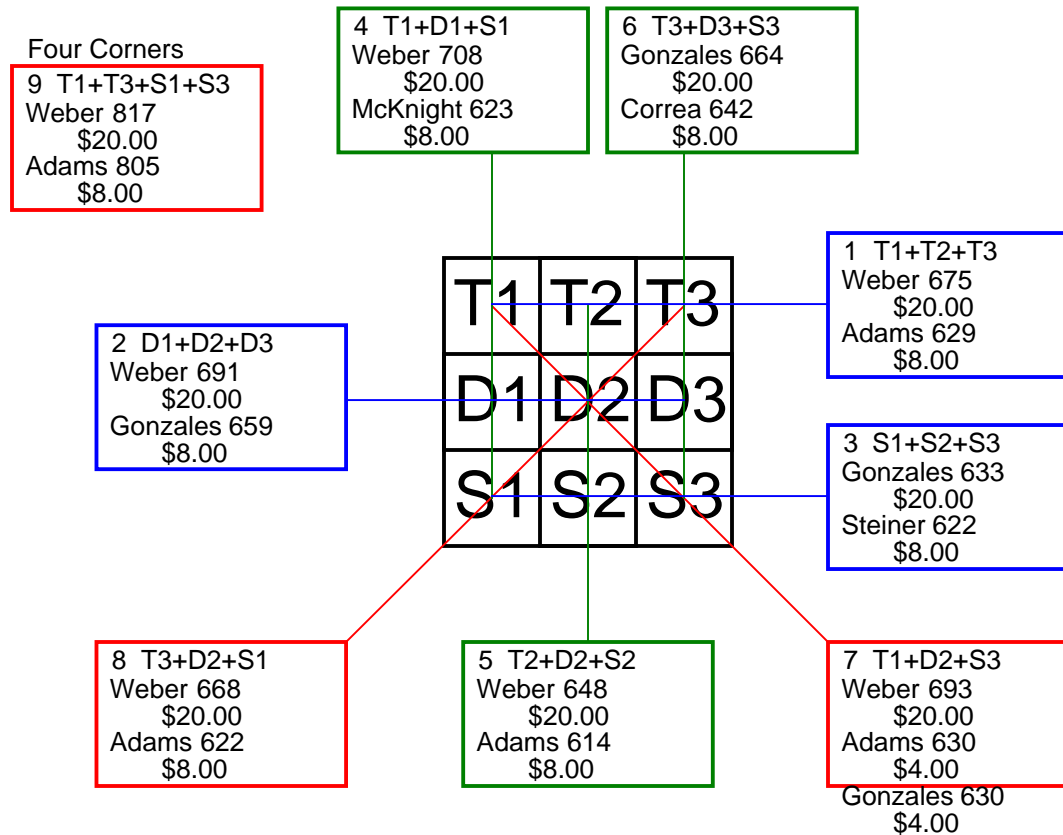
Last Name	First Name	City	State	T1+T2+T3	D1+D2+D3	S1+S2+S3	T1+D1+S1	T2+D2+S2	T3+D3+S3	T1+D2+S3	T3+D2+S1	T1+T3+S1+S3
Brown	Vickie	Cabot	AR	545	590	586	526	622	573	606	545	683
DavisNewman	Lila	Dolton	IL	525	572	632	637 \$8	508	584	563	617	819
Hall	Eleanor	Valley Center	KS	532	573	622	536	609	582	540	593	686
Johansen	Lucy	Waconia	MN	460	580	572	522	533	557	501	502	631
Liska	Marian	Phoenix	AZ	523	517	511	517	468	566	481	541	682
Marget	Diane	Champlin	MN	677 \$20	629 \$8	562	675 \$20	622	571	653 \$8	600	829 \$8
Moon	Barbara	Chico	CA	613	623	590	618	580	628	566	621	776
Sturgis	Trixy	Jacksonville	NC	592	529	581	504	630 \$14	568	631	518	721
Thedford	Mary	North Chicago	IL	596	537	508	551	550	540	506	522	671
Tomlinson	Tammy	San Clemente	CA	598	659 \$20	576	609	593	631 \$8	616	649 \$20	775
Wells	Julie	Westerville	OH	632	586	578	582	598	616	595	596	805
White	Phyllis	Westerville	OH	505	508	662 \$20	548	524	603	546	559	796
Wilker	Pat	Faribault	MN	659 \$8	553	644 \$8	582	630 \$14	644 \$20	678 \$20	628 \$8	851 \$20
Williams	Avis	Gary	IN	525	488	523	515	539	482	559	514	631



Last Name	First Name	City	State	T1+T2+T3	D1+D2+D3	S1+S2+S3	T1+D1+S1	T2+D2+S2	T3+D3+S3	T1+D2+S3	T3+D2+S1	T1+T3+S1+S3
Adams	Jean	Worcester	MA	487	466	555	494	491	523	543	521	682
Baker	Lindsay	Amherst	NY	629 \$8	716 \$20	611 \$20	642 \$20	611	703 \$20	682 \$20	655 \$20	865 \$20
Bettis	Carole	Norcross	GA	514	547	539	559	517	524	551	543	673
Betts	Lesa	Southaven	MS	674 \$20	583	538	599	570	626	591 \$8	630	814 \$8
Carpenter	Margie	Rapid City	SD	544	545	533	528	562	532	521	504	652
Fagan	Amanda	Patchogue	NY	565	610	600	575	601	599	585	585	766
Friedman	Alene	Sherman Oaks	CA	470	483	499	479	453	520	460	515	622
Greenfield	Ginger	Fremont	CA	556	509	558	547	523	553	549	597	743
Janeway	Meva	Blaine	WA	597	553	580	511	659 \$20	560	582	605	719
Klip	Po Ling	San Francisco	CA	623	632 \$8	601 \$8	616 \$8	631 \$4	609	563	642 \$8	769
Tam	Theresa	San Francisco	CA	523	554	595	536	514	622	533	563	740
Ullman	Christina	Springfield	NE	597	597	582	583	553	640 \$8	570	590	757
Vincent	Ann	Germantown	MD	533	550	540	549	500	574	562	545	718
Ward	Sally	Jenison	MI	540	618	579	549	631 \$4	557	543	566	679

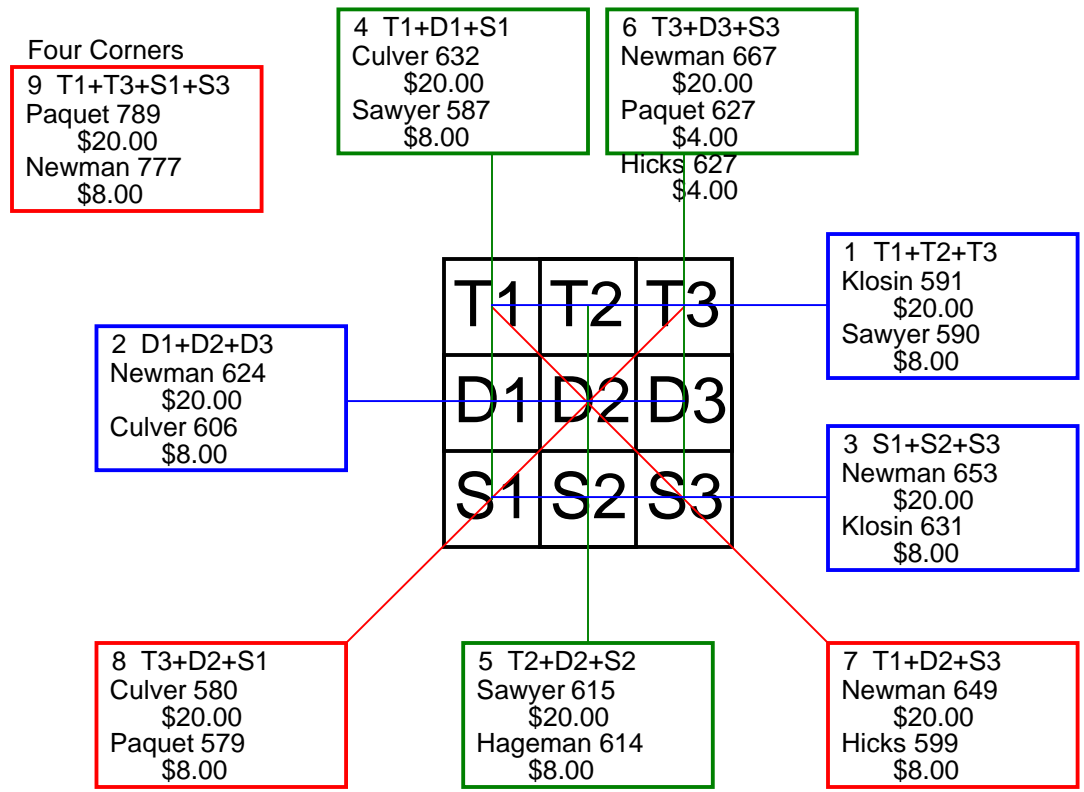


Last Name	First Name	City	State	T1+T2+T3	D1+D2+D3	S1+S2+S3	T1+D1+S1	T2+D2+S2	T3+D3+S3	T1+D2+S3	T3+D2+S1	T1+T3+S1+S3
Adams	Tiffany	Muncie	IN	629 \$8	622	598	600	614 \$8	635	630 \$4	622 \$8	805 \$8
ArtzerCrowder	RoxAnn	Stafford	VA	501	569	585	582	590	483	566	491	653
Cavotta	Wendy	Thompson	OH	493	508	525	469	491	566	526	523	671
Correa	Christine	Browns Mills	NJ	539	629	580	584	522	642 \$8	587	616	757
Gomoluch	Beth	Vanderbilt	MI	572	523	612	606	540	561	596	558	751
Gonzales	Nancy	Elk City	OK	544	659 \$8	633 \$20	594	578	664 \$20	630 \$4	614	767
Jones	Denise	Muncie	IN	609	590	603	577	591	634	604	581	779
Kwong	Margie	San Francisco	CA	593	577	576	596	561	589	574	586	768
McKnight	Margaret G	Mechancsbrg	PA	554	531	578	623 \$8	492	548	585	550	782
McVea	Donna	Omaha	NE	571	628	584	575	613	595	601	580	728
Steiner	Stacy	Orrville	OH	518	617	622 \$8	536	603	618	562	617	748
VanSwearingen	Melissa	Clearwater	FL	557	566	522	613	488	544	586	524	752
Weber	Tammy	Southaven	MS	675 \$20	691 \$20	581	708 \$20	648 \$20	591	693 \$20	668 \$20	817 \$20
WongLew	Judy	Las Vegas	NV	508	560	497	499	519	547	559	533	657

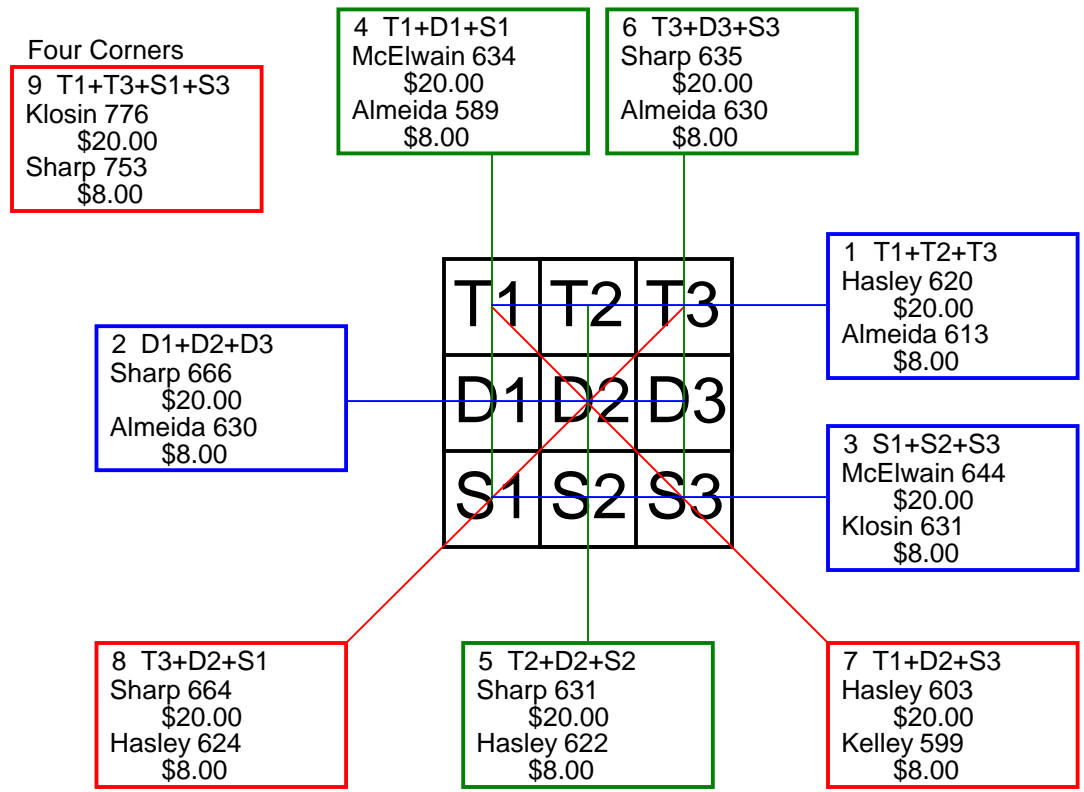


2009 Womens Championships Tic-Tac-Toe Jackpots - Group 22 7/14/2009 10:19:15 PM Page: 22

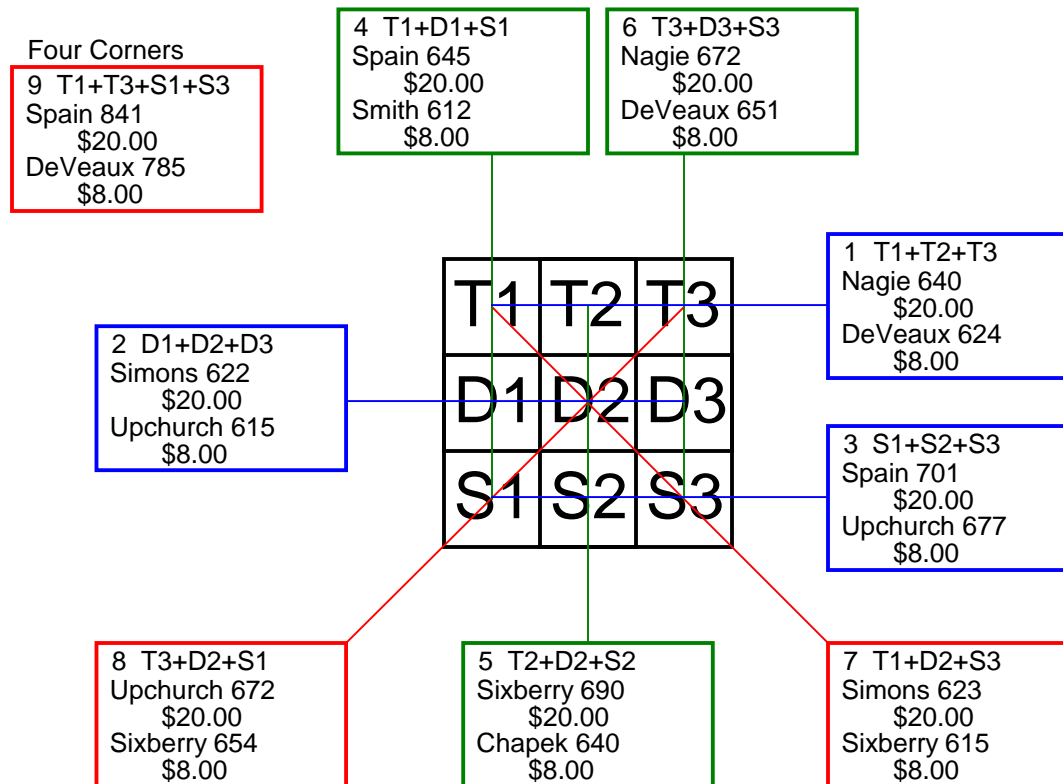
Last Name	First Name	City	State	T1+T2+T3	D1+D2+D3	S1+S2+S3	T1+D1+S1	T2+D2+S2	T3+D3+S3	T1+D2+S3	T3+D2+S1	T1+T3+S1+S3
Antrup	Kim	Auburn	IN	487	495	532	460	525	529	502	493	630
Barker	Kathy	Louisville	KY	532	588	490	580	442	588	533	551	737
Culver	Arlene	Howard City	MI	583	606 \$8	584	632 \$20	550	591	595	580 \$20	761
Hageman	Jacqueline	Spencer	MA	575	550	576	554	614 \$8	533	564	531	680
Hicks	Trish	Denton	TX	573	605	545	554	542	627 \$4	599 \$8	577	756
Hopkins	Kathleen	Riverside	CA	549	513	513	524	485	566	478	519	689
Klosin	Mariann	Windham	NH	591 \$20	520	631 \$8	579	603	560	583	561	776
Lucks	Deborah	Warren	PA	575	528	595	582	560	556	540	571	745
Newman	Chris	West Valley City	UT	571	624 \$20	653 \$20	570	611	667 \$20	649 \$20	573	777 \$8
Paquet	Kari	Wauconda	IL	566	576	602	574	543	627 \$4	544	579 \$8	789 \$20
Ruckle	Jill	Denver	CO	515	527	536	544	566	468	552	548	639
Sawyer	Judy	Santa Rosa	CA	590 \$8	567	545	587 \$8	615 \$20	500	587	557	680
Sumera-Matsuda	Shannah	Wailuku	HI	534	555	578	552	537	578	547	547	711
York	Helene	Paradise	CA	569	557	584	584	563	563	529	571	738



Last Name	First Name	City	State	T1+T2+T3	D1+D2+D3	S1+S2+S3	T1+D1+S1	T2+D2+S2	T3+D3+S3	T1+D2+S3	T3+D2+S1	T1+T3+S1+S3
Almeida	Kim	Toledo	OH	613 \$8	630 \$8	596	589 \$8	620	630 \$8	574	582	692
Ballas	Tina	Santa Barbara	CA	569	576	587	577	575	580	540	605	736
Bowles	Alfreda	Columbia	MD	473	427	502	497	411	494	473	433	648
Hasley	Sharon	Rochester	MN	620 \$20	592	581	578	622 \$8	593	603 \$20	624 \$8	740
Kelley	Ann	Hillsboro	ND	530	577	570	544	520	613	599 \$8	536	742
Klosin	Mariann	Windham	NH	591	520	631 \$8	579	603	560	583	561	776 \$20
LaRouche	Michele	Westland	MI	497	610	561	560	581	527	526	488	632
McElwain	Judy	Falkner	MS	569	590	644 \$20	634 \$20	586	583	593	562	737
Mitrushi	Brenda	Dover	NH	529	456	479	480	487	497	519	491	635
Parker	Cynthia L	Deptford	NJ	518	564	597	572	570	537	566	570	716
Phelps	Carol	Alexandria	KY	515	576	590	566	564	551	539	524	680
Sharp	Andrea	Stafford	VA	548	666 \$20	606	554	631 \$20	635 \$20	585	664 \$20	753 \$8
Tedesco	Billie	Kingman	AZ	481	454	486	417	506	498	440	507	596
Vohlken	Jeanette L	Smithboro	IL	569	520	585	527	572	575	569	568	708

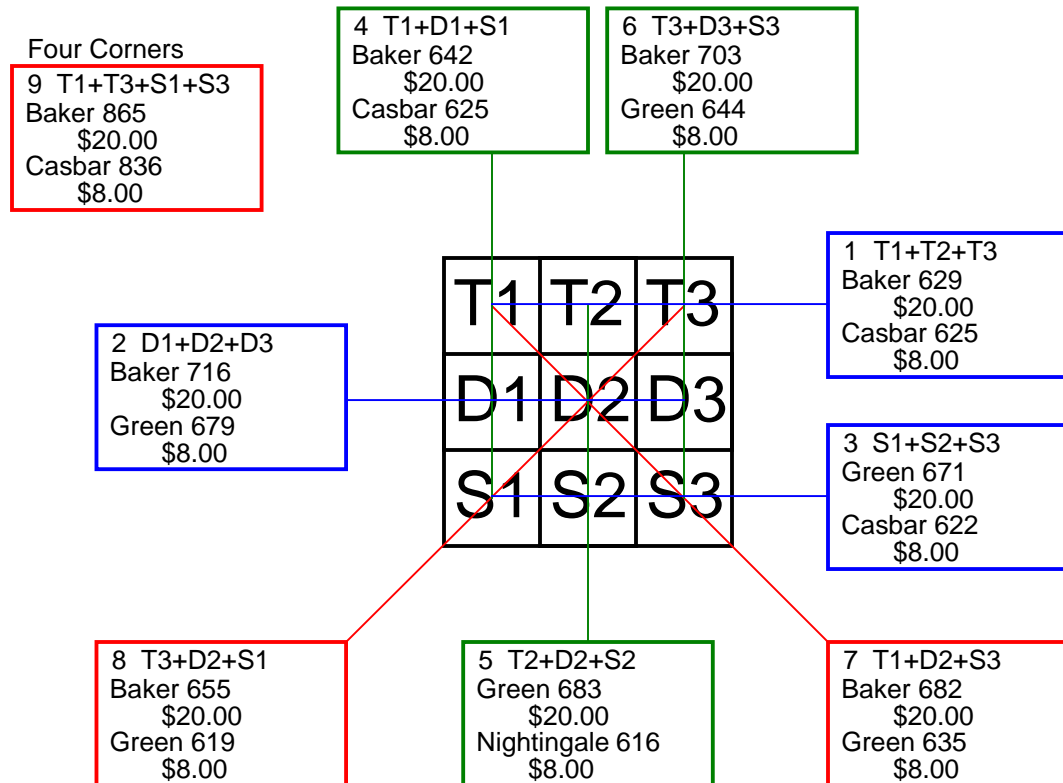


Last Name	First Name	City	State	T1+T2+T3	D1+D2+D3	S1+S2+S3	T1+D1+S1	T2+D2+S2	T3+D3+S3	T1+D2+S3	T3+D2+S1	T1+T3+S1+S3
Chapek	Jill	Thompson	OH	567	570	651	551	640 \$8	597	536	621	716
DeVeaux	Taneka	Stamford	CT	624 \$8	554	581	588	520	651 \$8	577	543	785 \$8
Hokoana	Juanita	Wailuku	HI	497	545	542	535	516	533	511	507	636
Jerome	Judy	Marshalltown	IA	508	520	563	547	552	492	533	532	663
Nagie	Carolyn	Mount Dora	FL	640 \$20	611	619	577	621	672 \$20	603	611	773
Scott	Genny	Clearwater	FL	581	563	571	580	551	584	546	574	734
Simons	Laura	Southampton		555	622 \$20	596	596	569	608	623 \$20	574	751
Sixberry	Debra D	Boulder City	NV	571	608	674	585	690 \$20	578	615 \$8	654 \$8	755
Slavich	Jo	Schaumburg	IL	539	539	499	509	551	517	553	516	645
Smith	Lucinda	Fife	WA	555	576	541	612 \$8	576	484	609	523	679
Spain	Dena	Largo	MD	586	609	701 \$20	645 \$20	602	649	610	648	841 \$20
Turner	Elma	Meriden	CT	577	545	629	536	628	587	573	536	709
Upchurch	Barbara	Sturgis	MS	527	615 \$8	677 \$8	603	615	601	595	672 \$20	780
Yonkman	Deb	Cadillac	MI	555	526	564	575	516	554	550	554	749

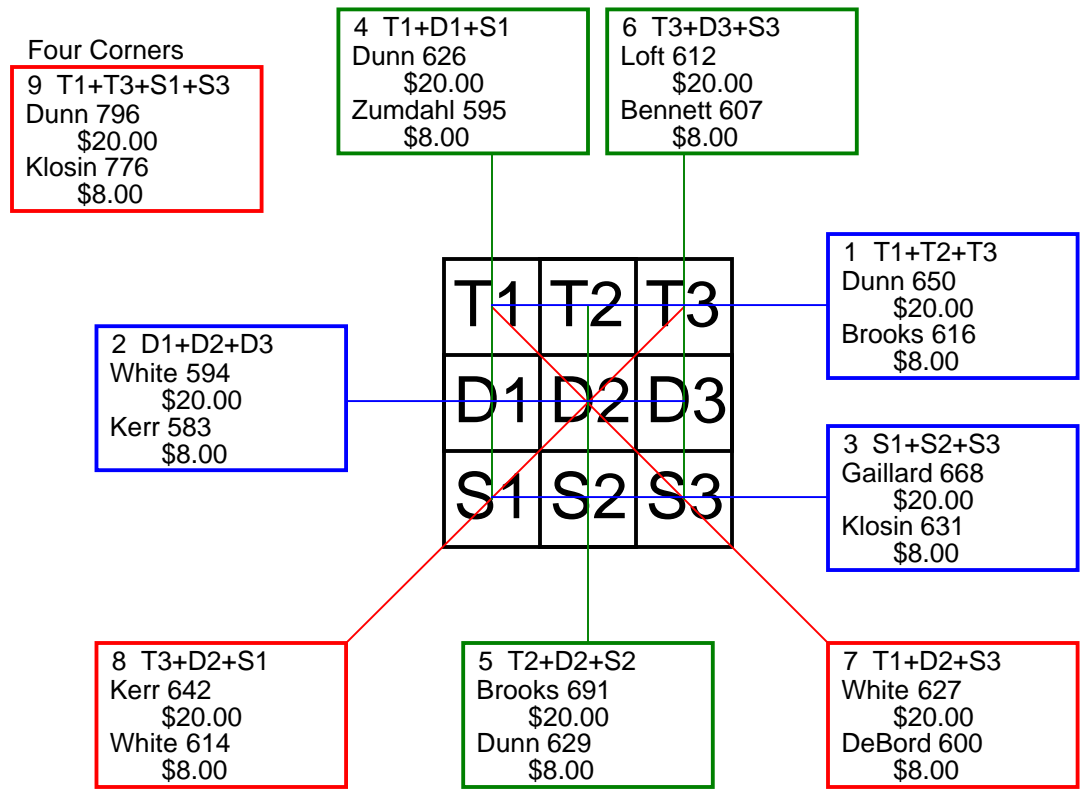




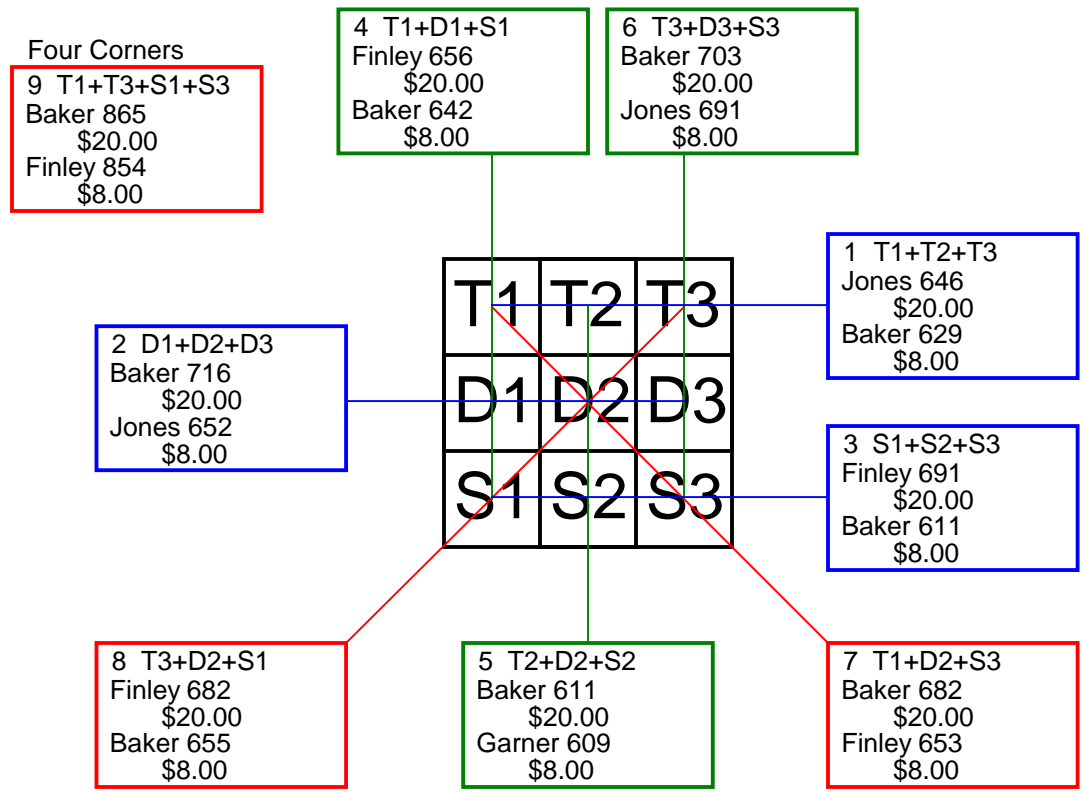
Last Name	First Name	City	State	T1+T2+T3	D1+D2+D3	S1+S2+S3	T1+D1+S1	T2+D2+S2	T3+D3+S3	T1+D2+S3	T3+D2+S1	T1+T3+S1+S3
Baker	Lindsay	Amherst	NY	629 \$20	716 \$20	611	642 \$20	611	703 \$20	682 \$20	655 \$20	865 \$20
Beddow	Ardis	Rimrock	AZ	516	506	547	487	595	487	529	488	603
Casbar	Debra	Warren	MI	625 \$8	574	622 \$8	625 \$8	567	629	611	597	836 \$8
Copley	Becky	Taylor	MI	524	421	475	506	416	498	515	524	723
Green	Andis	Clio	MI	558	679 \$8	671 \$20	581	683 \$20	644 \$8	635 \$8	619 \$8	730
Griggie	Lucinda	Charlotte	NC	519	543	548	559	529	522	515	569	700
Johnson	Samantha	Mattapan	MA	571	186	186	303	292	348	303	348	466
Loeblich	Melinda	Mc Gaheysvllle	VA	558	606	600	603	612	549	603	531	717
McCradly	Mary Jane	Scottsburg	IN	570	662	541	616	599	558	557	600	695
Nightingale	JoAnn	Kirkland	WA	571	609	614	574	616 \$8	604	579	608	720
Prewett	Betty P	Madison	GA	596	583	562	587	596	558	615	583	744
Ralph	Mary Ann	Erie	PA	570	506	571	592	517	538	548	574	775
Rogers	Chantay	Skokie	IL	490	628	521	605	569	465	537	580	656
Woods	Barb	Dodge City	KS	527	587	589	597	542	564	554	587	730



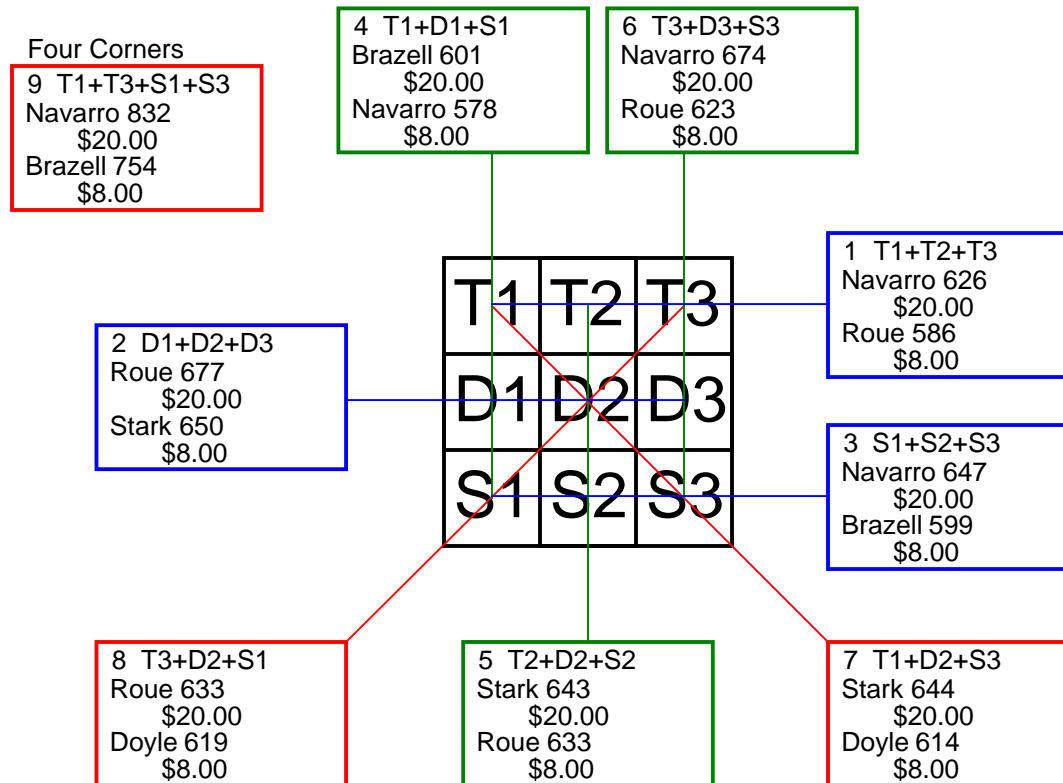
Last Name	First Name	City	State	T1+T2+T3	D1+D2+D3	S1+S2+S3	T1+D1+S1	T2+D2+S2	T3+D3+S3	T1+D2+S3	T3+D2+S1	T1+T3+S1+S3
Bennett	Leona	Howard City	MI	603	530	590	553	563	607 \$8	585	582	757
Blase	Naida	Bozeman	MT	553	565	592	586	541	583	538	552	730
Brooks	Donza	Nashville	TN	616 \$8	565	607	528	691 \$20	569	539	560	697
DeBord	Sabina	Lewisville	TX	565	552	531	540	520	588	600 \$8	579	768
Dunn	Peggy	The Dalles	OR	650 \$20	576	629	626 \$20	629 \$8	600	590	582	796 \$20
Fredericks	Andrea	Tustin	CA	511	530	530	492	552	527	554	541	688
Gaillard	Patricia Gay	Memphis	TN	549	546	668 \$20	580	583	600	550	570	763
Kerr	Ashley	Brookings	OR	567	583 \$8	593	568	611	564	591	642 \$20	759
Klosin	Mariann	Windham	NH	591	520	631 \$8	579	603	560	583	561	776 \$8
Kustigian	Margaret	Leicester	MA	531	567	622	533	612	575	598	603	731
Loft	Wauneta	Ord	NE	548	556	568	531	529	612 \$20	575	582	723
Taylor	Tricia A	Cedar Park	TX	608	490	520	538	533	547	541	522	694
White	Brenda	Justice	IL	554	594 \$20	584	587	545	600	627 \$20	614 \$8	772
Zumdahl	JoRene	Ritzville	WA	565	582	475	595 \$8	520	507	587	506	690



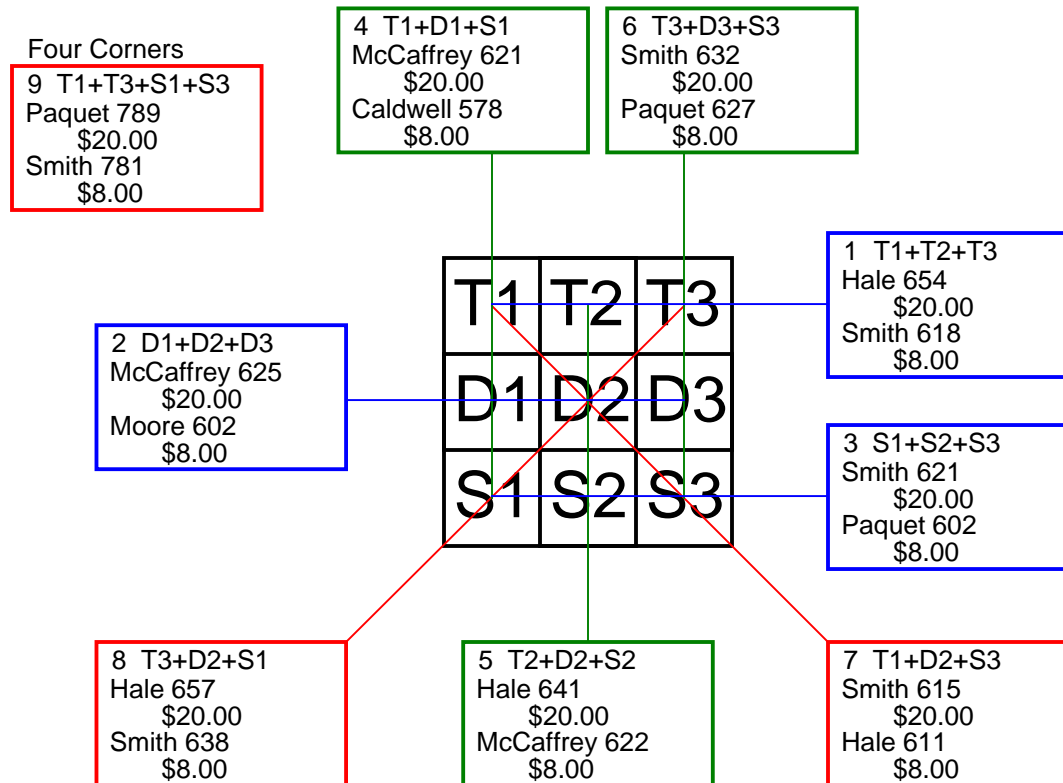
Last Name	First Name	City	State	T1+T2+T3	D1+D2+D3	S1+S2+S3	T1+D1+S1	T2+D2+S2	T3+D3+S3	T1+D2+S3	T3+D2+S1	T1+T3+S1+S3
Baker	Lindsay	Amherst	NY	629 \$8	716 \$20	611 \$8	642 \$8	611 \$20	703 \$20	682 \$20	655 \$8	865 \$20
Crapser	Barbara	Independence	KY	535	594	517	547	539	560	567	510	659
Culpepper	Lou	Houston	TX	584	547	516	554	509	584	528	519	695
Fagan	Amanda	Patchogue	NY	565	610	600	575	601	599	585	585	766
Finley	Kim	Centennial	CO	565	621	691 \$20	656 \$20	590	631	653 \$8	682 \$20	854 \$8
Garner	Gail	Santa Fe	NM	524	614	542	536	609 \$8	535	578	551	649
Johnson	Mershell	Mattapan	MA	573	536	541	553	566	531	585	566	693
Jones	Christine	Griffith	IN	646 \$20	652 \$8	589	608	588	691 \$8	634	634	808
Malouin	Jeannie	Merrimack	NH	627	558	576	568	586	607	523	571	746
Moody	Dywynn	Chillicothe	OH	494	546	532	543	491	538	491	518	673
Proctor	Martina	Washington	DC	532	553	566	567	516	568	536	544	688
Shaw	Christine	Franklin	PA	522	579	590	567	578	546	608	565	693
Sours	Karen	Fairbanks	AK	571	549	518	577	540	521	497	538	676
StLouis	Nancy	Clawson	MI	556	584	579	562	592	565	492	588	692



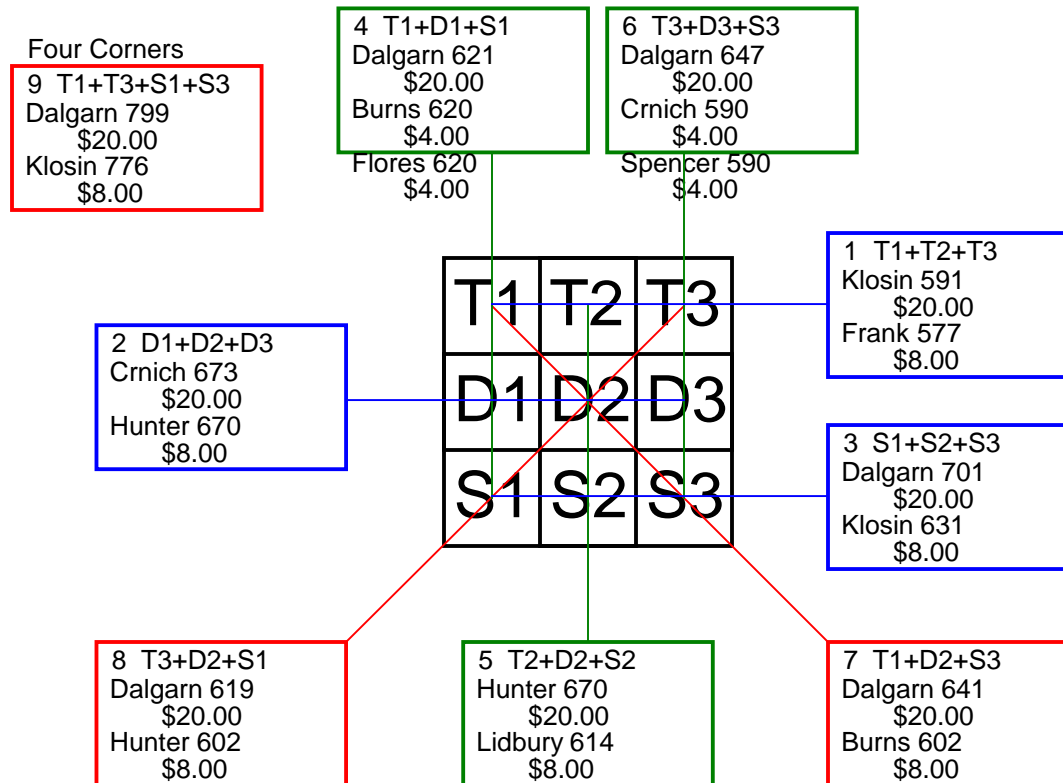
Last Name	First Name	City	State	T1+T2+T3	D1+D2+D3	S1+S2+S3	T1+D1+S1	T2+D2+S2	T3+D3+S3	T1+D2+S3	T3+D2+S1	T1+T3+S1+S3
Bierman	Michele	Hurricane	WV	552	581	597	561	600	569	544	554	672
Brazell	Staci	Worland	WY	556	476	599 \$8	601 \$20	520	510	551	561	754 \$8
Clark	Sue	Clearwater	FL	575	591	537	559	550	594	564	532	695
Davis	Lula	Bronx	NY	477	573	537	528	588	471	528	537	604
Doyle	Penny	Clio	MI	576	612	591	574	588	617	614 \$8	619 \$8	745
Frazier	April	Jasper	AL	511	528	552	559	527	505	550	541	669
Lyons	Peggy	Hamden	CT	525	576	520	567	539	515	573	509	641
Martin	Kwiona	La Vergne	TN	473	497	545	550	471	494	472	501	678
Mijokovic	Lori	Franklin	WI	496	561	486	501	506	536	497	519	632
Navarro	Esther	Killeen	TX	626 \$20	608	647 \$20	578 \$8	629	674 \$20	596	612	832 \$20
Roue	Darlene	Fosston	MN	586 \$8	677 \$20	551	558	633 \$8	623 \$8	603	633 \$20	717
Sease	Mildred	Gary	IN	554	518	582	574	544	536	529	540	695
Stark	Kim	Wichita	KS	532	650 \$8	597	547	643 \$20	589	644 \$20	568	671
Toussaint	Barbara	Lake In The Hills	IL	515	607	533	516	542	597	525	560	640



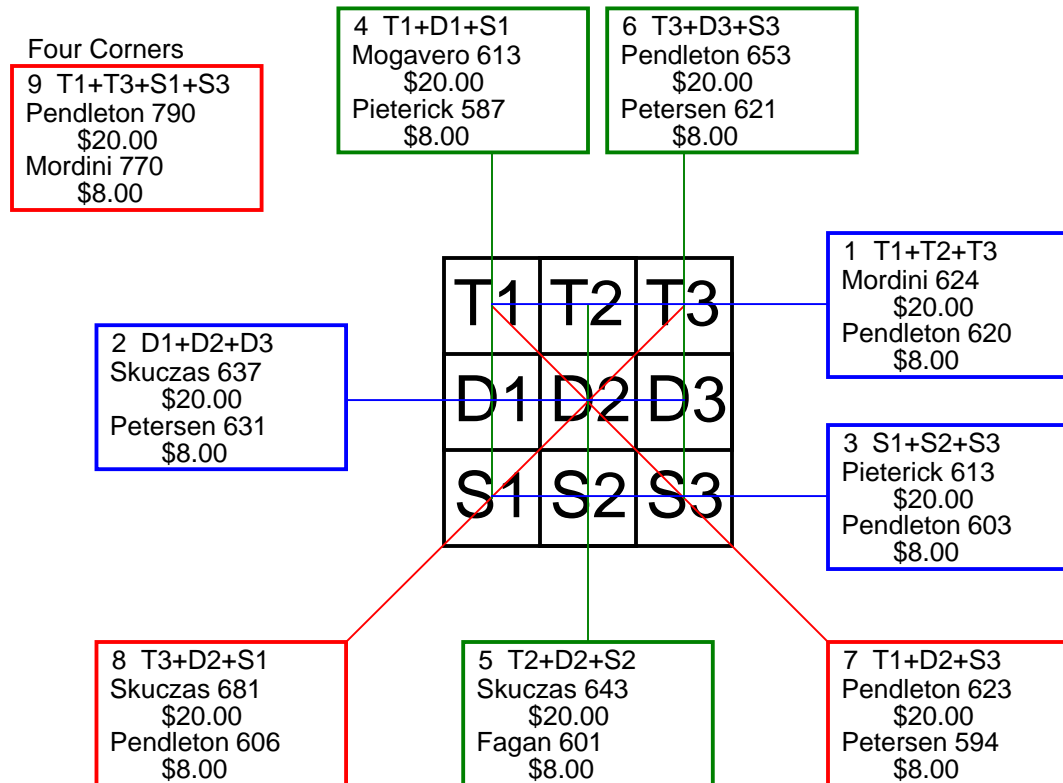
Last Name	First Name	City	State	T1+T2+T3	D1+D2+D3	S1+S2+S3	T1+D1+S1	T2+D2+S2	T3+D3+S3	T1+D2+S3	T3+D2+S1	T1+T3+S1+S3
Adams	Claire	Muncie	IN	596	518	570	540	589	555	556	504	681
Berthelson	Suzette	Dearborn Hts	MI	500	516	519	528	481	526	500	563	657
Caldwell	Pam	Wyandotte	MI	584	494	562	578 \$8	508	554	534	578	742
Griggie	Lucinda	Charlotte	NC	519	543	548	559	529	522	515	569	700
Hale	Eve	Park Ridge	IL	654 \$20	577	595	570	641 \$20	615	611 \$8	657 \$20	775
McCaffrey	Jennifer	Oradell	NJ	550	625 \$20	558	621 \$20	622 \$8	490	602	517	697
McNamara	Kathy	Rapid City	SD	616	484	599	532	618	549	582	570	778
Moore	Patsy	Rogers	AR	563	602 \$8	497	534	568	560	575	565	677
Nimick	Mary	Sheridan	WY	534	545	592	577	514	580	589	503	718
Paquet	Kari	Wauconda	IL	566	576	602 \$8	574	543	627 \$8	544	579	789 \$20
Relucio	Ruby	Milpitas	CA	548	521	564	502	565	566	529	558	701
Smith	Cheryl	Miami Gardens	FL	618 \$8	568	621 \$20	573	602	632 \$20	557	638 \$8	781 \$8
Smith	Juanita	Tampa	FL	563	560	532	542	564	549	615 \$20	591	709
Torvik	Polly	Grass Valley	CA	564	568	516	559	527	562	546	544	711



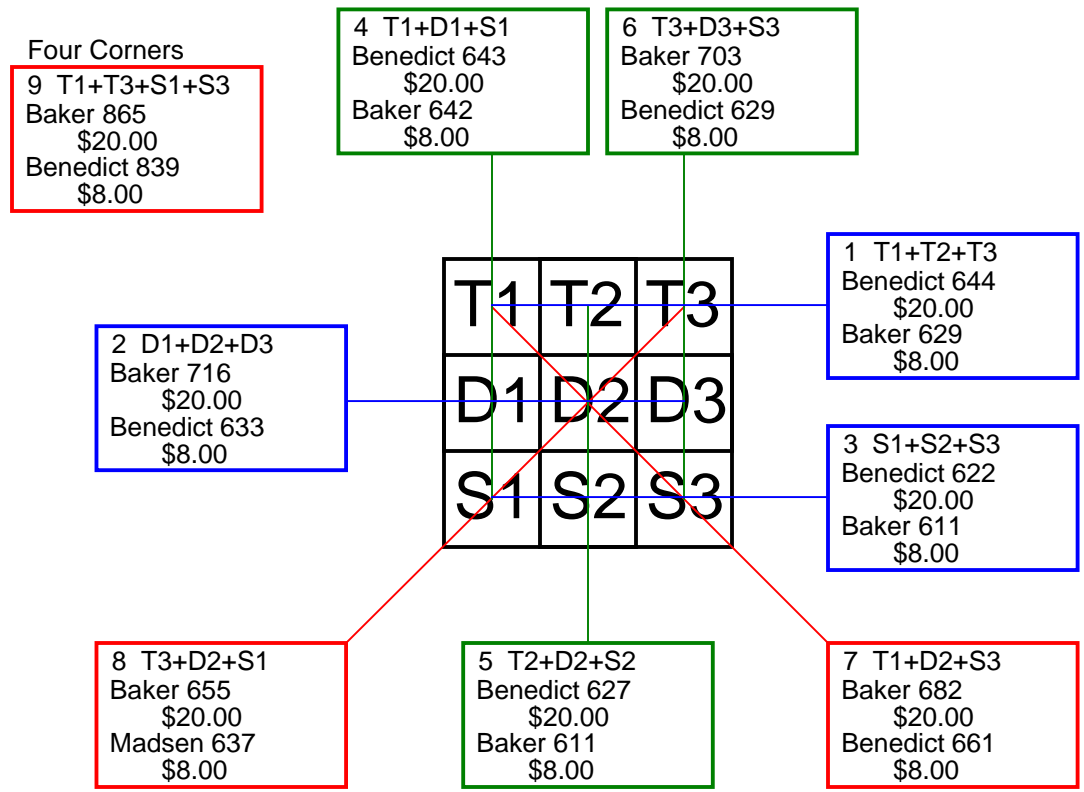
Last Name	First Name	City	State	T1+T2+T3	D1+D2+D3	S1+S2+S3	T1+D1+S1	T2+D2+S2	T3+D3+S3	T1+D2+S3	T3+D2+S1	T1+T3+S1+S3
Burns	Brenda	Peoria	AZ	572	632	568	620 \$4	573	579	602 \$8	556	764
Crnich	Gladys	Bellingham	WA	535	673 \$20	571	590	599	590 \$4	578	568	698
Dalgarn	Neala	Glenrock	WY	575	602	701 \$20	621 \$20	610	647 \$20	641 \$20	619 \$20	799 \$20
Fasano	Constance	Casa Grande	AZ	504	543	568	519	553	543	547	572	668
Flores	Cindy	Waco	TX	553	637	529	620 \$4	569	530	530	547	678
Frank	Jeanette	Port Richey	FL	577 \$8	547	555	594	552	533	582	568	716
Hunter	Cynthia K	Rockford	IL	563	670 \$8	566	541	670 \$20	588	562	602 \$8	661
Klosin	Mariann	Windham	NH	591 \$20	520	631 \$8	579	603	560	583	561	776 \$8
Konschak	Karen	Goodrich	ND	474	554	546	529	555	490	536	487	624
Lidbury	Sue	Germantown	MD	529	549	629	507	614 \$8	586	578	578	706
Overton	Bobbi	Aloha	OR	547	495	554	486	521	589	526	549	696
Slavich	Jo	Schaumburg	IL	539	539	499	509	551	517	553	516	645
Spencer	Sharen	Seattle	WA	504	624	559	580	517	590 \$4	534	531	680
Wallace	Pamela	Jacksonville	FL	560	533	577	533	609	528	534	570	651



Last Name	First Name	City	State	T1+T2+T3	D1+D2+D3	S1+S2+S3	T1+D1+S1	T2+D2+S2	T3+D3+S3	T1+D2+S3	T3+D2+S1	T1+T3+S1+S3
Chrisman	Barbara	Pleasant View	UT	535	511	552	546	521	531	490	511	711
Fagan	Amanda	Patchogue	NY	565	610	600	575	601 \$8	599	585	585	766
Johnson	Kathy	New Philadelphia	OH	519	561	550	515	586	529	532	581	673
Mogavero	Jenna	Kingman	AZ	612	539	551	613 \$20	526	563	582	547	755
Montgomery	Elizabeth	Titusville	FL	530	557	572	576	520	563	568	551	716
Mordini	Charlotte	New Berlin	WI	624 \$20	538	550	554	548	610	547	601	770 \$8
Pendleton	Karen	Maxwell	CA	620 \$8	593	603 \$8	581	582	653 \$20	623 \$20	606 \$8	790 \$20
Petersen	Sharon	Bella Vista	AR	565	631 \$8	523	540	558	621 \$8	594 \$8	512	669
Pieterick	Charity	Fargo	WI	603	532	613 \$20	587 \$8	599	562	554	594	764
Schwab	Judy	Seminole	FL	565	555	576	585	563	548	569	576	732
Scott	Marlene Sue	Ronceverte	WV	515	513	581	544	563	502	513	482	648
Skuczias	Theresa	Merrill	MI	570	637 \$20	571	534	643 \$20	601	516	681 \$20	695
Slavich	Jo	Schaumburg	IL	539	539	499	509	551	517	553	516	645
Steffes	Jean	Traverse City	MI	545	414	507	482	489	495	477	494	677

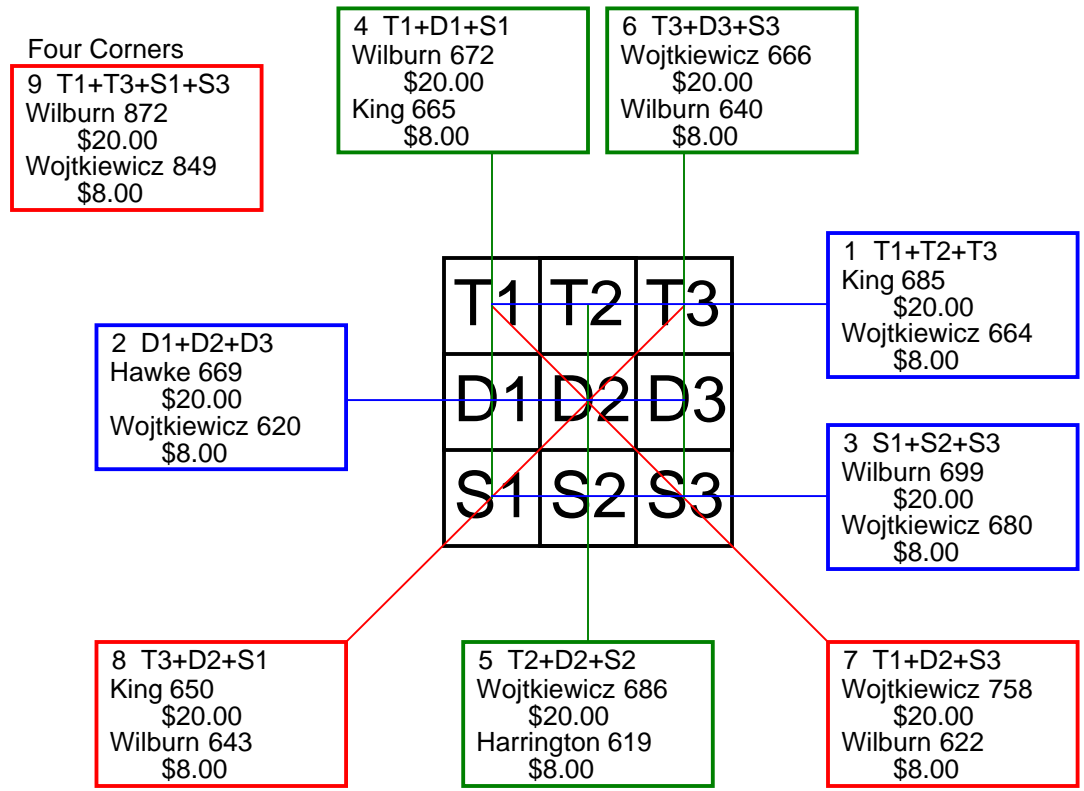


Last Name	First Name	City	State	T1+T2+T3	D1+D2+D3	S1+S2+S3	T1+D1+S1	T2+D2+S2	T3+D3+S3	T1+D2+S3	T3+D2+S1	T1+T3+S1+S3
Baker	Lindsay	Amherst	NY	629 \$8	716 \$20	611 \$8	642 \$8	611 \$8	703 \$20	682 \$20	655 \$20	865 \$20
Benedict	Diana	Brentwood	TN	644 \$20	633 \$8	622 \$20	643 \$20	627 \$20	629 \$8	661 \$8	605	839 \$8
Lamey	Robyn	Anderson	IN	599	611	584	594	588	612	588	628	777
Madsen	Maria	Victoria	BC	614	578	591	594	591	598	583	637 \$8	785
McDonald	Janice	Jersey City	NJ	585	621	559	603	589	573	566	592	731
McIntosh	Brenda	Reno	NV	601	501	583	571	542	572	553	572	770
Muller	Sheila	Tustin	CA	614	613	504	575	604	552	545	569	665
Murman	Michelle	Little Canada	MN	526	497	586	530	532	547	530	494	728
Peters	Linda	Glen Burnie	MD	564	550	537	518	570	563	530	562	711
Rodriguez	Barbara	LaQuinta	CA	591	608	545	606	599	539	549	573	690
Tam	Theresa	San Francisco	CA	523	554	595	536	514	622	533	563	740
Troughton	Nona	Maxwell	CA	488	507	547	480	526	536	519	503	632
Vittitow	Tonia	Pearland	TX	565	612	594	598	588	585	601	597	760
Woodberry	Sonji	Mattapan	MA	532	549	580	539	551	571	579	534	706

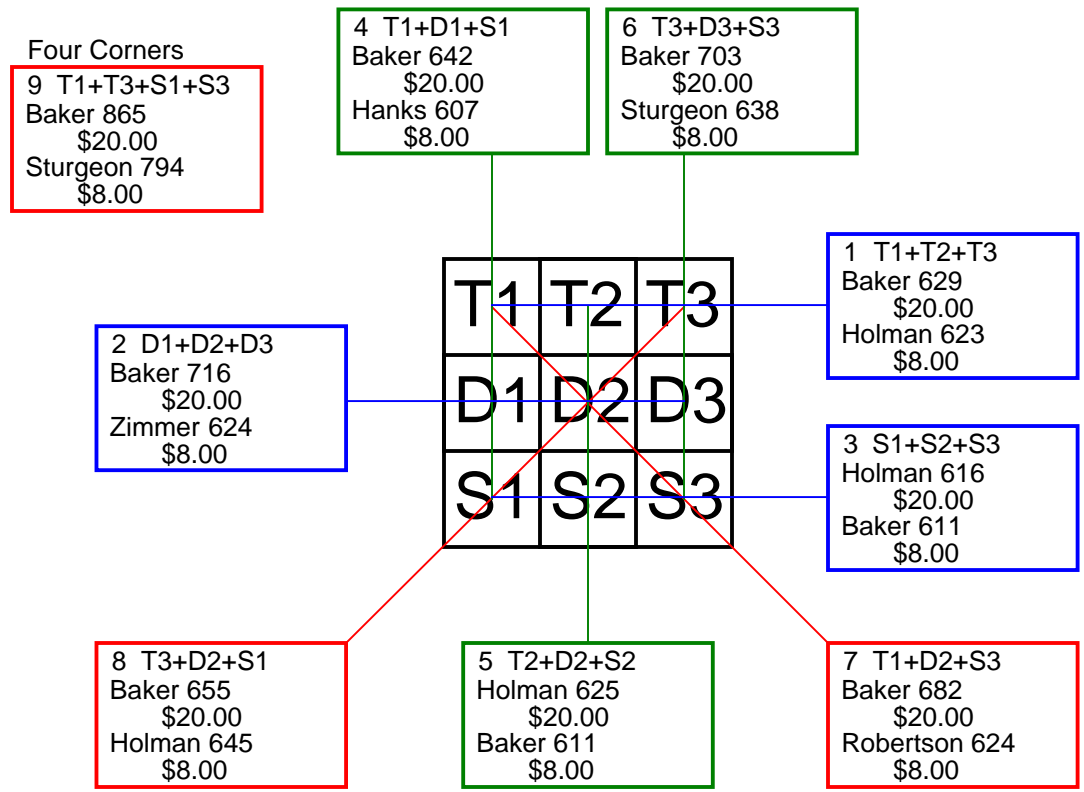




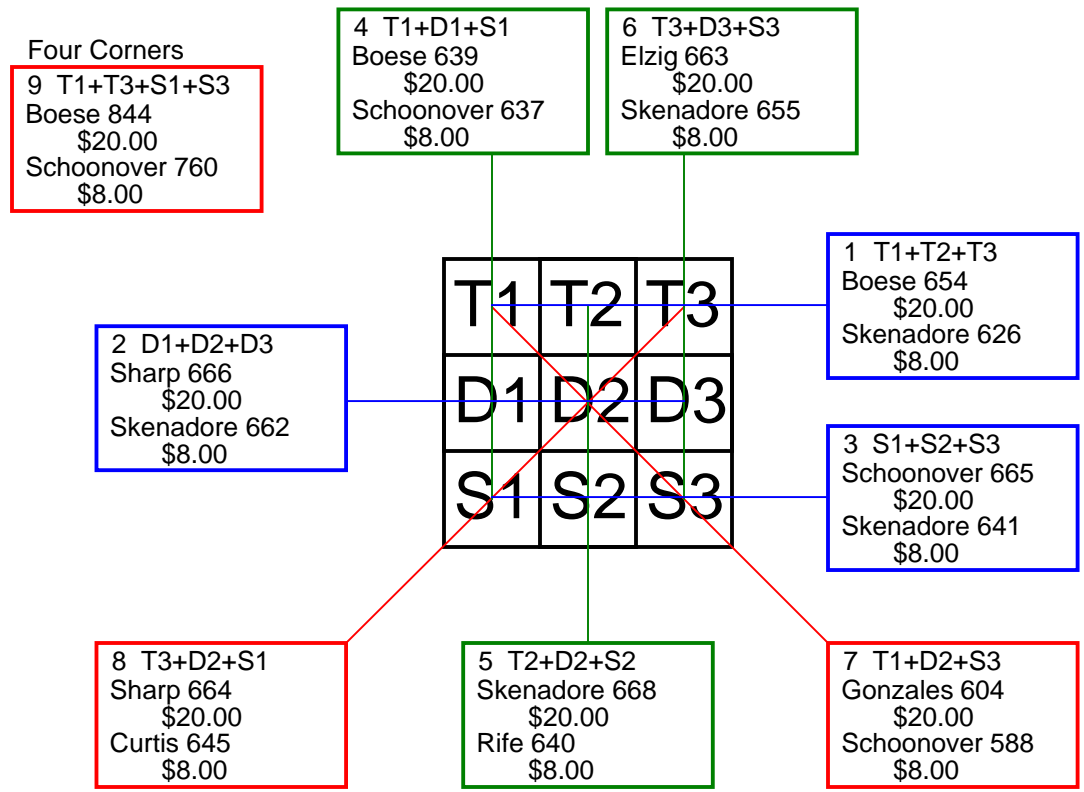
Last Name	First Name	City	State	T1+T2+T3	D1+D2+D3	S1+S2+S3	T1+D1+S1	T2+D2+S2	T3+D3+S3	T1+D2+S3	T3+D2+S1	T1+T3+S1+S3
Bertel	Joni	Fargo	ND	543	512	536	533	517	541	507	529	663
Dill	June	Sandys		529	598	645	597	584	591	576	632	770
Fortier	Lois	Traverse City	MI	523	509	509	500	509	532	503	515	640
Harrington	Kandy	Spanaway	WA	611	579	531	541	619 \$8	561	595	585	724
Hawke	Toni	Franklin	PA	563	669 \$20	578	638	596	576	608	591	710
Jones	MaryAnn	Glendale	AZ	545	565	581	586	551	554	613	550	738
Keim	Trish	Ruskin	FL	500	530	523	542	472	539	532	520	681
King	Kimberly	Holly	MI	685 \$20	577	556	665 \$8	556	597	527	650 \$20	833
Masse	Nancy	Glen Ellyn	IL	455	560	528	460	532	551	551	518	639
Masterson	Cathy	Dallas	TX	556	584	572	566	546	600	555	552	715
Plummer	Dorothy	Tucson	AZ	525	454	567	512	550	484	503	486	661
Wilburn	Cynthia	Grand Ledge	MI	579	569	699 \$20	672 \$20	535	640 \$8	622 \$8	643 \$8	872 \$20
Wojtkiewicz	Erin	Santa Ana	CA	664 \$8	620 \$8	680 \$8	612	686 \$20	666 \$20	758 \$20	608	849 \$8
Zorns	Sharla	Sun City	AZ	612	583	595	605	549	636	580	642	814



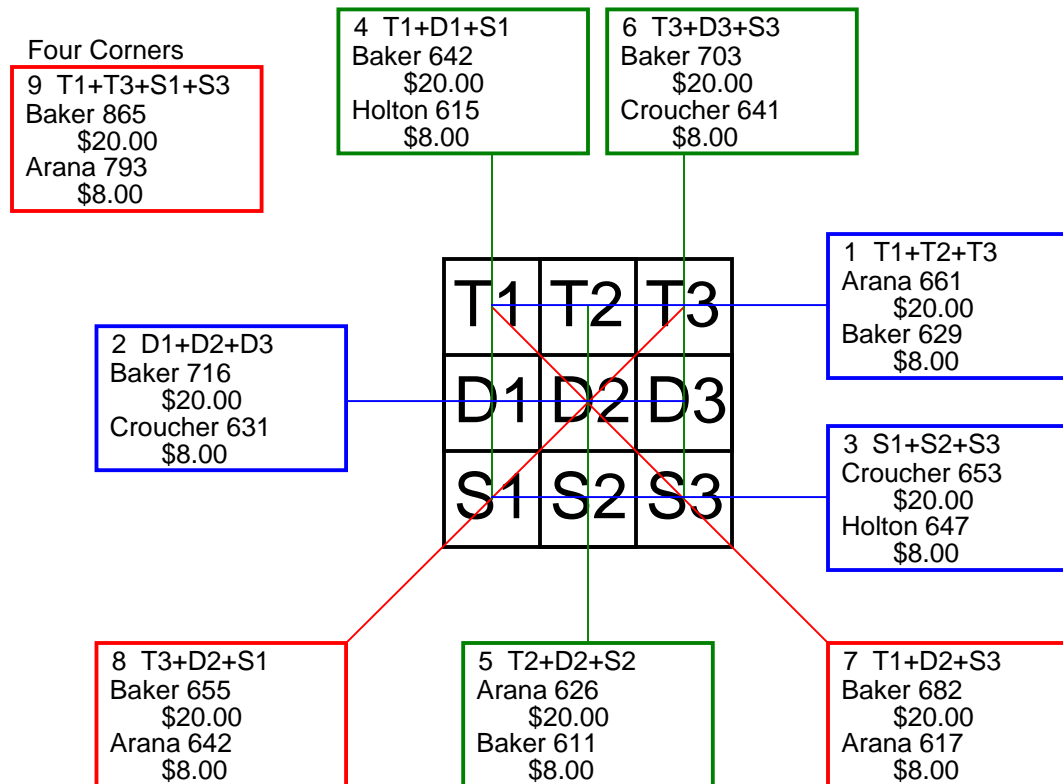
Last Name	First Name	City	State	T1+T2+T3	D1+D2+D3	S1+S2+S3	T1+D1+S1	T2+D2+S2	T3+D3+S3	T1+D2+S3	T3+D2+S1	T1+T3+S1+S3
Baker	Lindsay	Amherst	NY	629 \$20	716 \$20	611 \$8	642 \$20	611 \$8	703 \$20	682 \$20	655 \$20	865 \$20
Bowman	Kathy	Sunnyvale	CA	510	588	532	519	516	595	513	619	707
Gannon	Bernie	Fremont	IN	527	531	571	528	529	572	536	600	713
Griggie	Lucinda	Charlotte	NC	545	543	548	587	518	531	543	578	737
Hanks	Vicki	Spanish Fork	UT	569	593	595	607 \$8	579	571	554	640	731
Hill	Terin	Portland	OR	552	520	610	570	540	572	563	596	786
Holman	Janice	Maple Valley	WA	623 \$8	579	616 \$20	580	625 \$20	613	596	645 \$8	782
Moses	Sharon	Wilmington	DE	564	603	591	570	580	608	570	602	715
Mundy	Delores	Wichita	KS	478	538	502	512	525	481	477	521	603
Robertson	Michelle	Wilmington	NC	550	598	546	555	527	612	624 \$8	596	766
Schack	Dee	Irvine	CA	609	541	520	549	581	540	574	562	715
Sturgeon	Denise	Tempe	AZ	524	553	607	517	529	638 \$8	587	606	794 \$8
Willis	Amy	Pasadena	TX	571	555	552	593	509	576	561	515	706
Zimmer	Faith	Mendham	NJ	527	624 \$8	596	564	599	584	600	578	705



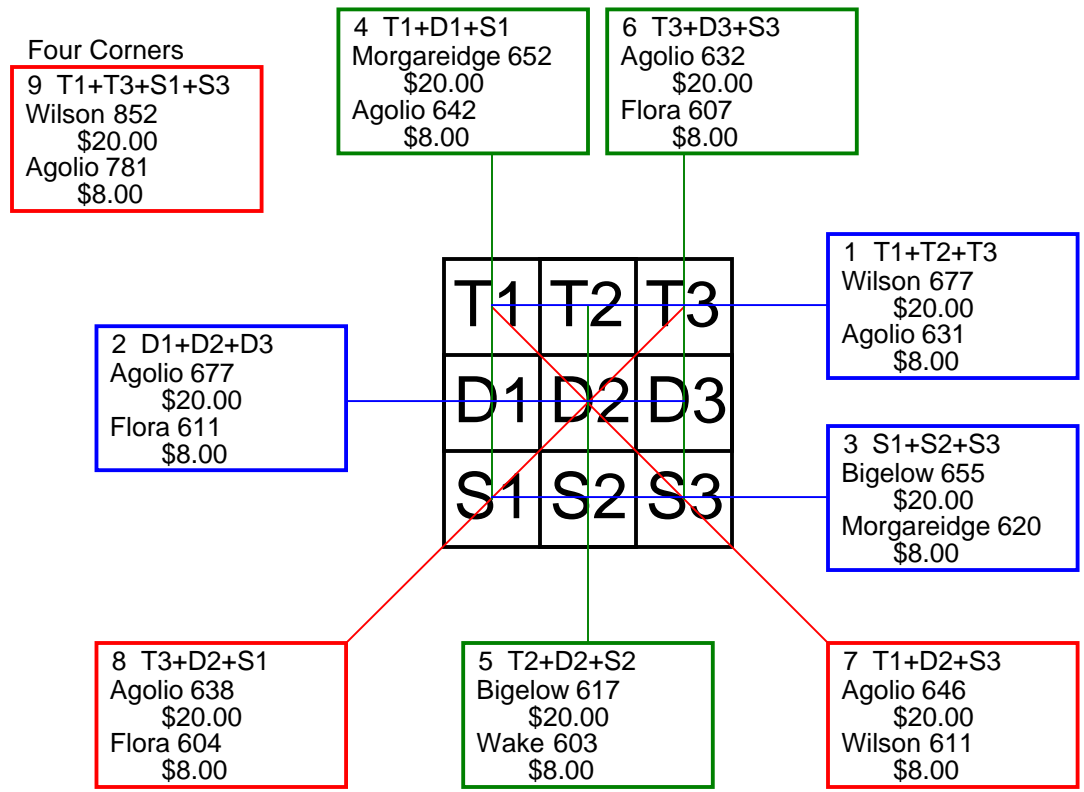
Last Name	First Name	City	State	T1+T2+T3	D1+D2+D3	S1+S2+S3	T1+D1+S1	T2+D2+S2	T3+D3+S3	T1+D2+S3	T3+D2+S1	T1+T3+S1+S3
Boese	Kathy	Fontana	CA	654 \$20	529	636	639 \$20	571	609	548	636	844 \$20
Cannady	Dawn	Muncie	IN	564	512	539	499	528	588	500	519	694
Curtis	DeAnn	Oak Creek	WI	557	586	592	599	566	570	577	645 \$8	751
Elzig	Lisa	Buckley	WA	527	603	612	530	549	663 \$20	554	615	749
Erickson	Dolly Jeanette	Bismarck	ND	548	571	573	549	541	602	585	529	724
Gonzales	SanJuana	Santa Fe	NM	564	615	575	561	560	633	604 \$20	605	751
Lee	Janet	Tucson	AZ	478	571	565	479	585	550	557	558	649
Ott	Marion	Cerritos	CA	536	552	575	557	570	536	562	594	688
Richet	Jaudona	Norristown	PA	577	602	597	581	628	567	542	592	719
Rife	Joan	Newport	NC	542	540	617	525	640 \$8	534	529	578	684
Rollins	Dorothy	Maxwell	CA	345	334	291	321	304	345	315	341	440
Schoonover	Christina	Heartland	TX	527	599	665 \$20	637 \$8	582	572	588 \$8	604	760 \$8
Sharp	Andrea	Stafford	VA	548	666 \$20	606	554	631	635	585	664 \$20	753
Skenadore	Donna	Milwaukee	WI	626 \$8	662 \$8	641 \$8	606	668 \$20	655 \$8	575	600	749



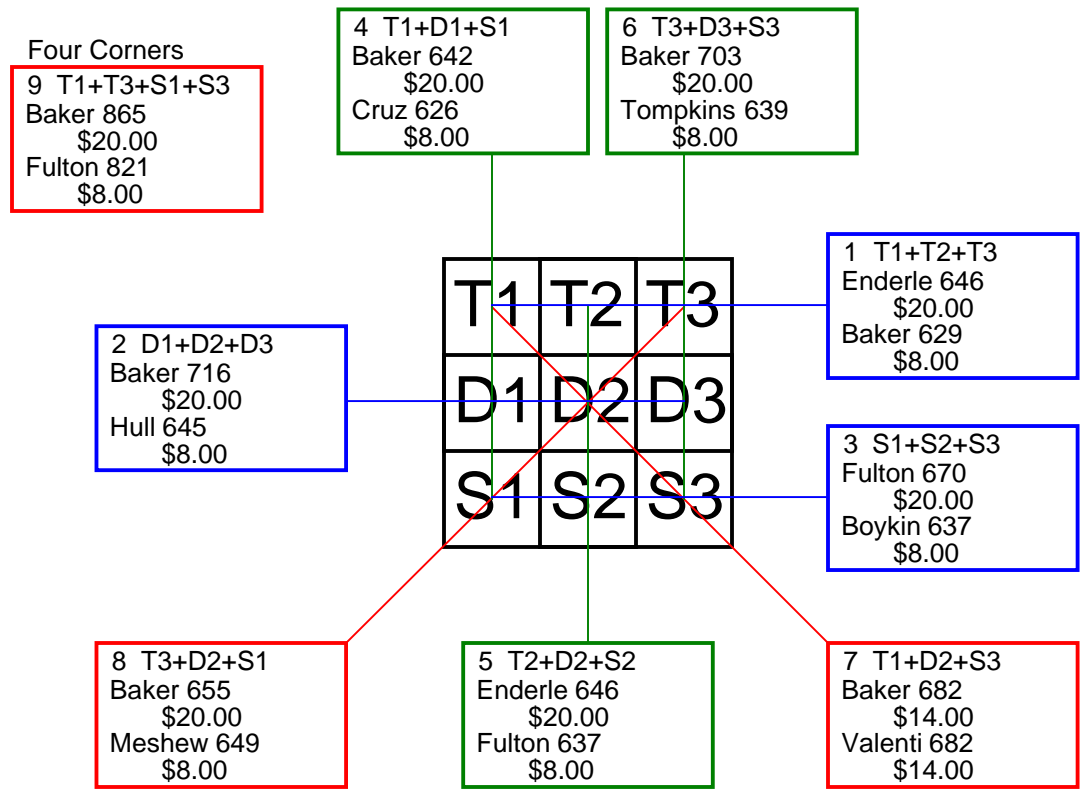
Last Name	First Name	City	State	T1+T2+T3	D1+D2+D3	S1+S2+S3	T1+D1+S1	T2+D2+S2	T3+D3+S3	T1+D2+S3	T3+D2+S1	T1+T3+S1+S3
Arana	Debora	Bangor	PA	661 \$20	616	543	562	626 \$20	632	617 \$8	642 \$8	793 \$8
Baker	Lindsay	Amherst	NY	629 \$8	716 \$20	611	642 \$20	611 \$8	703 \$20	682 \$20	655 \$20	865 \$20
Bradford	Ina	Normal	IL	482	512	442	496	477	463	479	493	582
Cremer	Ilene	Commack	NY	487	507	490	508	525	451	464	480	585
Croucher	Jill	Grants Pass	OR	536	631 \$8	653 \$20	594	585	641 \$8	580	564	767
Gatzkiewicz	Mary	Fairbanks	AK	552	518	582	549	579	524	542	565	733
Hamilton	Nancy	Long Beach	CA	587	567	519	581	532	560	590	566	711
Holton	Pamela	Lanham	MD	580	591	647 \$8	615 \$8	574	629	583	595	786
Kellenbarger	Joy	Lancaster	OH	535	551	568	539	548	567	572	565	724
Mason-Olson	Lana	Reno	NV	532	75	75	244	235	203	244	203	373
Matthews	Belinda	Lake Charles	LA	591	588	583	576	602	584	553	607	743
Pendleton	Marilyn	West Jordan	UT	498	553	598	543	528	578	521	518	669
Spolarich	Dorothy	Bridgewater	NJ	613	605	547	582	579	604	549	584	713
Truetken	Barbara	Florissant	MO	599	529	505	533	514	586	520	526	703



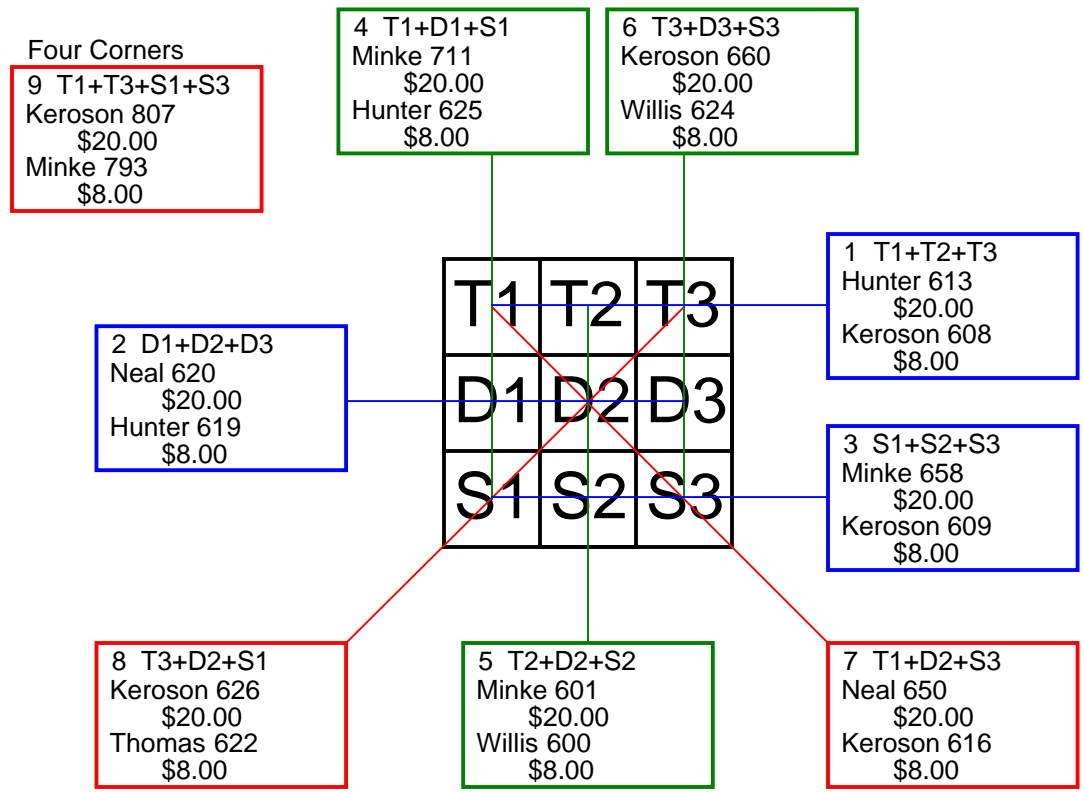
Last Name	First Name	City	State	T1+T2+T3	D1+D2+D3	S1+S2+S3	T1+D1+S1	T2+D2+S2	T3+D3+S3	T1+D2+S3	T3+D2+S1	T1+T3+S1+S3
Agolio	Janet	Southampton	NJ	631 \$8	677 \$20	561	642 \$8	595	632 \$20	646 \$20	638 \$20	781 \$8
Bergeron	Susan	Rancho Santa Mar	CA	584	587	500	546	588	537	537	577	664
Bigelow	Kathy	Federal Way	WA	482	601	655 \$20	517	617 \$20	604	608	581	702
Bruce	Elisa	Banner	WY	483	526	531	495	585	460	517	527	581
Diamontopulos	Melody	Seaford	VA	550	564	564	559	535	584	572	556	743
Flora	Karen	Center Line	MI	583	611 \$8	572	630	529	607 \$8	538	604 \$8	763
Gaylord	G Renee	Newark Valley	NY	514	549	462	491	518	516	537	533	634
Gilbert	Cindy	Sumiton	AL	577	177	177	275	318	338	275	338	437
Griggie	Lucinda	Charlotte	NC	545	543	548	587	518	531	543	578	737
Morgareidge	Lee	Sheridan	WY	541	581	620 \$8	652 \$20	564	526	599	571	753
Patterson	Patti	Elkton	MD	579	578	602	604	589	566	536	602	732
Reese	Yolanda	Caledonia	MI	547	565	600	596	519	597	558	601	763
Wake	Kathy	Carlsbad	CA	560	603	603	618	603 \$8	545	600	590	725
Wilson	Mandy	Dayton	OH	677 \$20	530	559	622	548	596	611 \$8	569	852 \$20



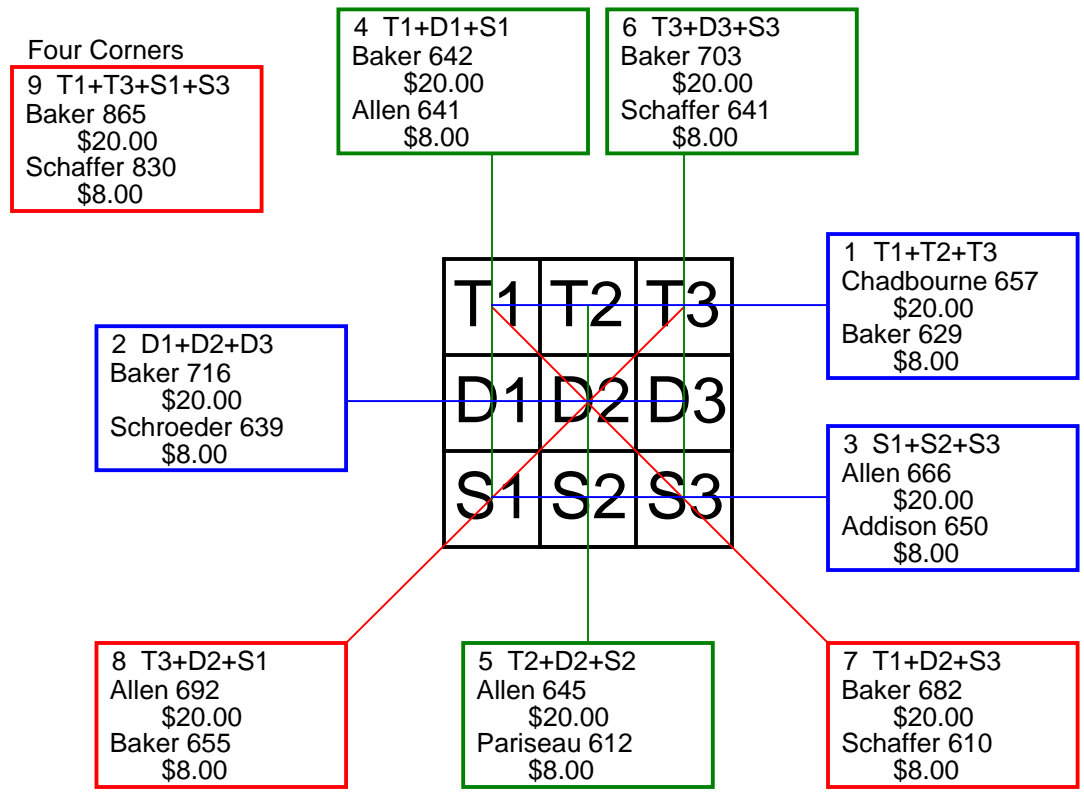
Last Name	First Name	City	State	T1+T2+T3	D1+D2+D3	S1+S2+S3	T1+D1+S1	T2+D2+S2	T3+D3+S3	T1+D2+S3	T3+D2+S1	T1+T3+S1+S3
Baker	Lindsay	Amherst	NY	629 \$8	716 \$20	611	642 \$20	611	703 \$20	682 \$14	655 \$20	865 \$20
Boykin	Larrye	Camden	SC	574	589	637 \$8	578	630	592	554	525	705
Cruz	Julie	Gibson	FL	561	625	589	626 \$8	576	573	515	566	696
Enderle	Beverly	Aurora	NE	646 \$20	577	575	586	646 \$20	566	609	596	738
Fulton	Karyn	Silvis	IL	622	539	670 \$20	593	637 \$8	601	681	631	821 \$8
Griveas	Marilyn	Stafford	VA	610	586	556	567	569	616	597	624	757
Hull	Marcella	Camdenton	MO	509	645 \$8	560	597	571	546	574	557	681
Lawrence	Janice	Glasgow	MT	563	567	474	534	519	551	511	523	630
Meshew	Chantel	Wooster	OH	591	552	627	546	611	613	609	649 \$8	820
Steiner	Stacy	Orrville	OH	518	617	622	536	603	618	562	617	748
Stoyer	Nancy	Seneca	PA	494	487	587	477	540	551	473	512	647
Tompkins	Mandana	Greenville	MI	567	616	587	526	605	639 \$8	547	554	670
Valenti	Valerie	Clawson	MI	601	596	583	615	591	574	682 \$14	583	775
Woody	Claretha	Durham	NC	545	636	584	573	591	601	590	617	709



Last Name	First Name	City	State	T1+T2+T3	D1+D2+D3	S1+S2+S3	T1+D1+S1	T2+D2+S2	T3+D3+S3	T1+D2+S3	T3+D2+S1	T1+T3+S1+S3
Cacas	Diana	Monticello	MN	594	616	540	579	591	580	547	569	703
Douglas	LaVerne	La Marque	TX	518	586	467	563	478	530	465	501	648
Gatzkiewicz	Mary	Fairbanks	AK	552	518	582	549	579	524	542	565	733
Hayes	Karen	Altamonte Springs	FL	554	518	603	565	521	589	547	578	763
Hunter	Corrin	Fenton	MI	613 \$20	619 \$8	553	625 \$8	543	617	546	590	762
Jimenez	Teri	Fountain Valley	CA	554	567	561	518	589	575	578	584	696
Keroson	Lana K	Park City	IL	608 \$8	595	609 \$8	604	548	660 \$20	616 \$8	626 \$20	807 \$20
Minke	Sandy	Westerville	OH	557	587	658 \$20	711 \$20	601 \$20	490	604	565	793 \$8
Neal	Jacquie	Hillsboro	OR	540	620 \$20	595	584	584	587	650 \$20	582	769
Ross	Tara	Colorado Springs	CO	496	429	586	454	517	540	510	469	686
Simon	Betty	Gonzales	LA	546	615	561	619	535	568	550	559	694
Thomas	Julie	Cary	NC	542	611	525	535	577	566	579	622 \$8	723
Willis	Beth	Pasadena	TX	604	591	571	542	600 \$8	624 \$8	545	564	720
Zaralban	Jean	Clearwater	FL	511	501	551	472	543	548	564	483	646

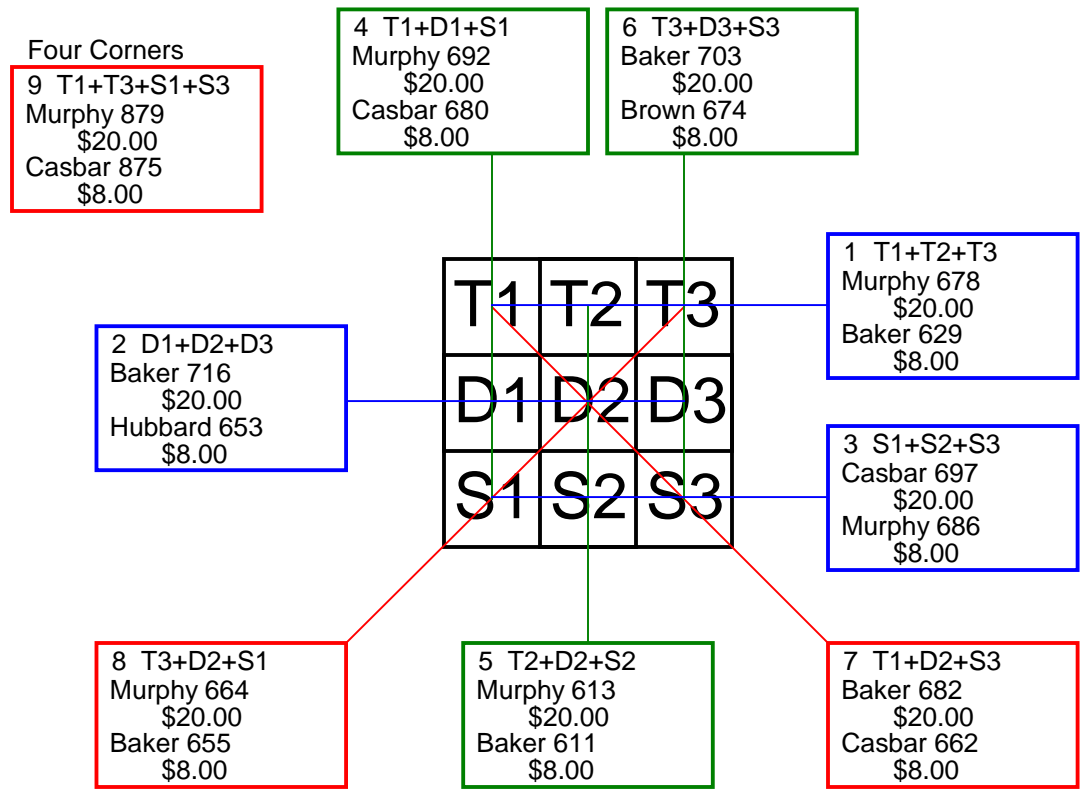


Last Name	First Name	City	State	T1+T2+T3	D1+D2+D3	S1+S2+S3	T1+D1+S1	T2+D2+S2	T3+D3+S3	T1+D2+S3	T3+D2+S1	T1+T3+S1+S3							
Addison	Patricia	La Vista	NE	577	528	650	\$8	601	547	607	592	523	819						
Allen	Theresa	Milwaukee	WI	580	634	666	\$20	641	\$8	645	\$20	594	608	692	\$20	791			
Baker	Lindsay	Amherst	NY	629	\$8	716	\$20	611	642	\$20	611	703	\$20	682	\$20	655	\$8	865	\$20
Brown	Pamela	Worland	WY	526	536	640	599	564	539	563	594	742							
Chadbourne	Ginny	Detroit Lakes	MN	657	\$20	548	576	623	541	617	599	558	819						
Corbett	Charlene	Farmington	ME	518	526	526	544	515	511	496	540	654							
Lau	Maria	Antioch	CA	517	576	591	534	532	618	547	521	722							
Moffit	Barbara	Tustin	MI	604	557	548	607	584	518	549	514	702							
Nielsen	Sarah	Price	UT	457	579	515	499	501	551	508	494	617							
Pacheco	Alyson	Louisville	KY	606	554	576	607	581	548	592	597	783							
Padilla	Gina	Columbus	OH	480	523	588	510	502	579	470	522	683							
Pariseau	Mary	Johannesburg	MI	574	582	593	513	612	\$8	624	586	647	724						
Schaffer	Michelle	Bismarck	ND	610	554	645	600	568	641	\$8	610	\$8	602	830	\$8				
Schroeder	Shannon	North Platte	NE	543	639	\$8	551	623	547	563	549	562	705						

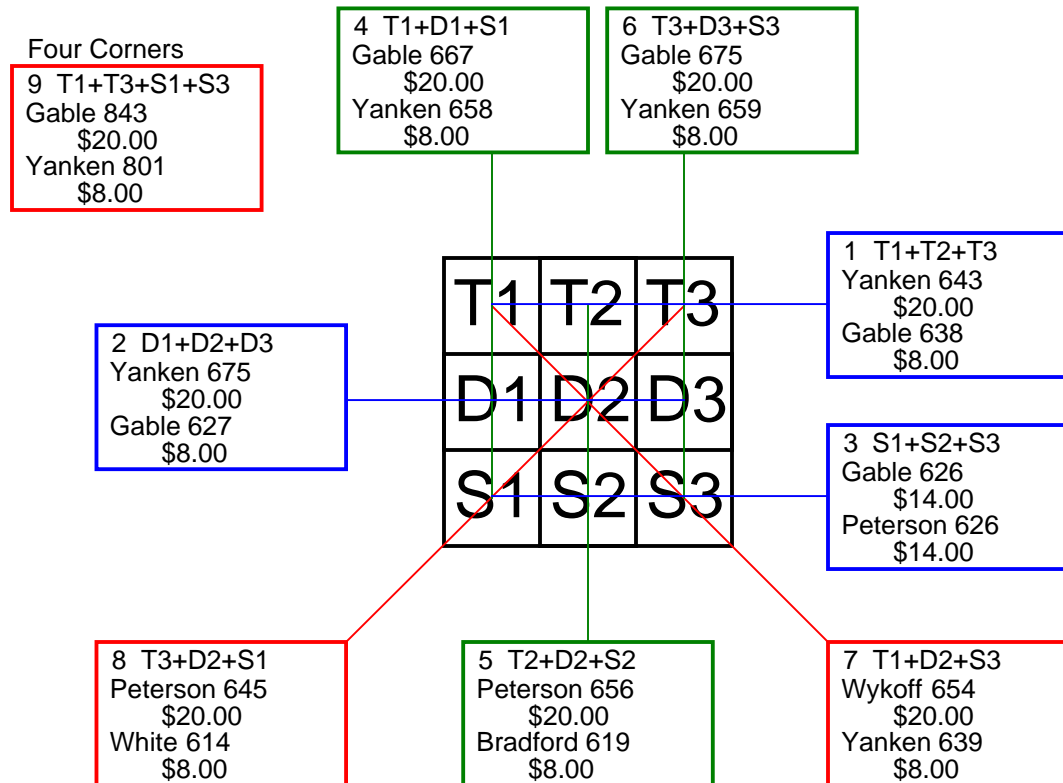




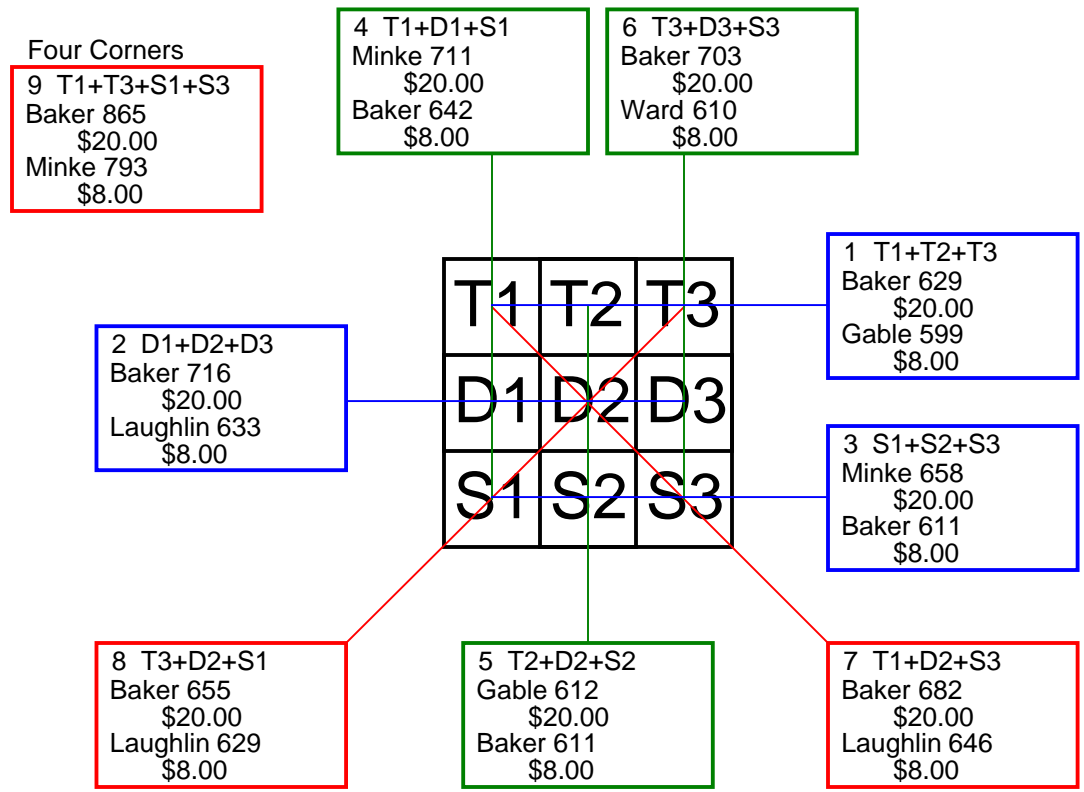
Last Name	First Name	City	State	T1+T2+T3	D1+D2+D3	S1+S2+S3	T1+D1+S1	T2+D2+S2	T3+D3+S3	T1+D2+S3	T3+D2+S1	T1+T3+S1+S3
Baker	Lindsay	Amherst	NY	629 \$8	716 \$20	611	642	611 \$8	703 \$20	682 \$20	655 \$8	865
Brown	Jeanna	Bloomington	IL	575	561	576	559	570	583	545	588	747
Brown	Marilyn H	Parsonsborg	MD	572	643	598	556	583	674 \$8	525	587	717
Casbar	Kimberly	Warren	MI	573	603	697 \$20	680 \$8	556	637	662 \$8	577	875 \$8
Greer	Donna	Elkton	MD	578	591	563	628	537	567	588	538	745
Hubbard	Cheryl	Alexandria	VA	523	653 \$8	609	638	518	629	583	616	782
Keyawa	Deanna	Chico	CA	582	550	525	576	548	533	505	591	726
Manahl	Kelly	Newport News	VA	590	533	588	539	530	642	572	544	783
Manning	Joanne	Baltimore	MD	567	603	542	538	571	603	597	589	750
Murphy	Judy	Newton	KS	678 \$20	588	686 \$8	692 \$20	613 \$20	647	618	664 \$20	879 \$20
Steiner	Stacy	Orrville	OH	518	617	622	536	603	618	562	617	748
Swihart	Doni	Brookings	SD	627	587	572	648	563	575	588	576	796
Toussaint	Barbara	Lake In The Hills	IL	515	607	533	516	542	597	525	560	640
Winters	Tammy	West Branch	MI	604	648	517	582	553	634	539	548	708



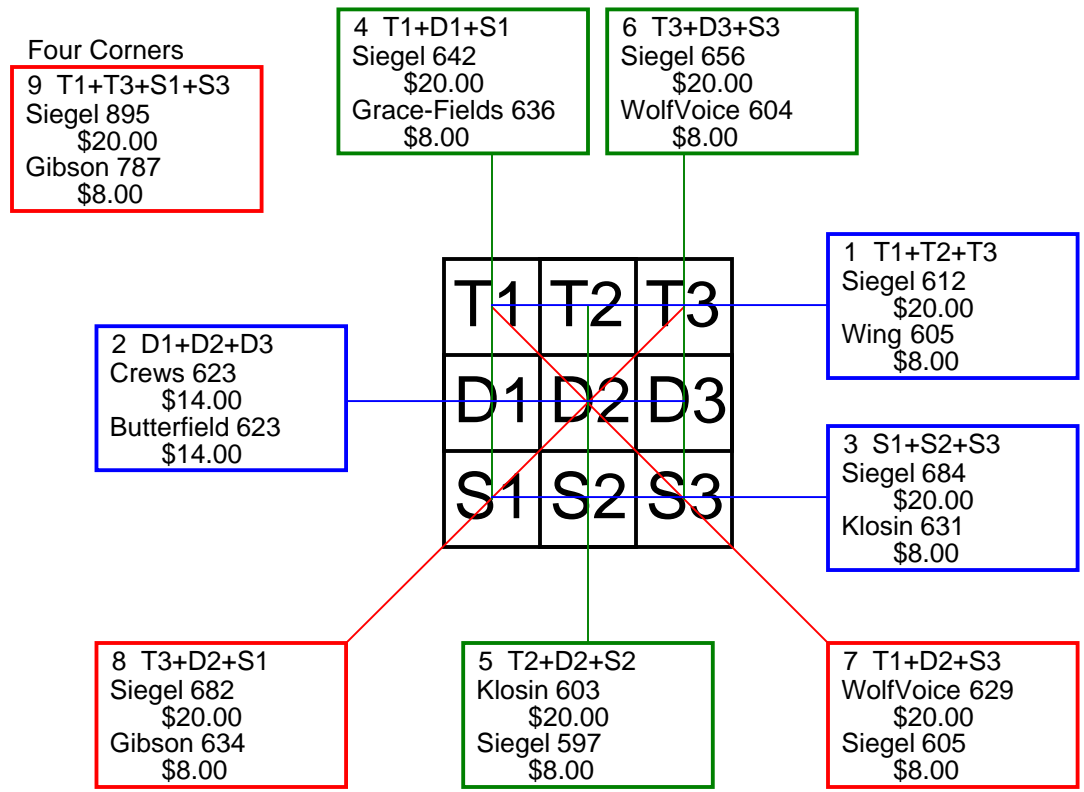
Last Name	First Name	City	State	T1+T2+T3	D1+D2+D3	S1+S2+S3	T1+D1+S1	T2+D2+S2	T3+D3+S3	T1+D2+S3	T3+D2+S1	T1+T3+S1+S3
Banks	Sandra	Miami	FL	480	518	516	525	518	471	507	544	646
Bradford	Sheri	Bloomington	IL	570	601	609	631	619 \$8	530	603	587	722
Carroll	Georgeine	Collierville	TN	519	535	587	539	592	510	546	541	675
Dickie	Michelle	Hugo	MN	551	547	567	547	594	524	570	584	723
Gable	Betty	Cumberland	MD	638 \$8	627 \$8	626 \$14	667 \$20	549	675 \$20	619	591	843 \$20
McHugh	Jessica	Mantorville	MN	574	544	506	584	505	535	578	543	710
Peterson	Heather	Sheridan	WY	631	605	626 \$14	610	656 \$20	596	631	645 \$20	783
Ralph	Mary Ann	Erie	PA	570	506	571	592	517	538	548	574	775
Reynoso	Kathy	Chino	CA	566	591	556	507	613	593	588	593	709
Short	Cindy	Trenton	OH	557	511	603	567	575	529	575	547	764
Tompkins	Penny	Greenville	MI	567	558	527	532	564	556	578	600	693
White	Brenda	Justice	IL	554	594	584	587	545	600	627	614 \$8	772
Wykoff	Sue	Silvis	IL	607	577	589	589	578	606	654 \$20	558	769
Yanken	Susan	North Platte	NE	643 \$20	675 \$20	614	658 \$8	615	659 \$8	639 \$8	585	801 \$8



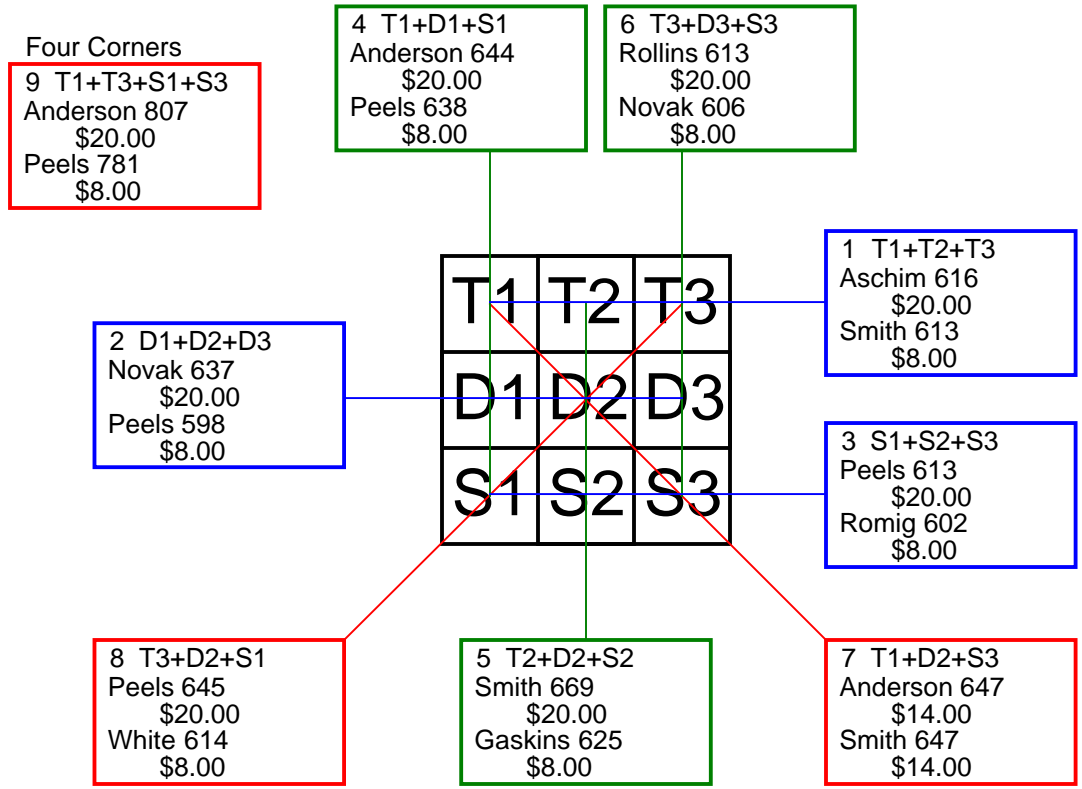
Last Name	First Name	City	State	T1+T2+T3	D1+D2+D3	S1+S2+S3	T1+D1+S1	T2+D2+S2	T3+D3+S3	T1+D2+S3	T3+D2+S1	T1+T3+S1+S3
Baker	Lindsay	Amherst	NY	629 \$20	716 \$20	611 \$8	642 \$8	611 \$8	703 \$20	682 \$20	655 \$20	865 \$20
Bittick	Trudy	Bellevue	NE	523	589	569	582	556	543	565	550	680
Clark	Sherrri	Whitewater	KS	552	567	550	584	524	561	532	559	710
Gable	Autumn	Cumberland	MD	599 \$8	593	579	566	612 \$20	593	590	573	736
Gipson	Doris	Detroit	MI	471	506	463	472	542	426	513	512	603
Gresko	Becky	Henderson	NV	500	562	537	481	565	553	528	562	630
Hedum	Carol	Vancouver	WA	540	615	565	597	530	593	541	619	723
Johnson	Kimberly	Caldwell	ID	493	574	593	589	544	527	522	533	677
Laughlin	Donna	Fort Collins	CO	559	633 \$8	551	542	600	601	646 \$8	629 \$8	719
Lincoln	Violet	Cheney	WA	574	571	541	601	508	577	529	543	743
McDonell	Vanessa	Wausau	WI	523	485	451	494	487	478	454	474	634
Minke	Sandy	Westerville	OH	557	587	658 \$20	711 \$20	601	490	604	565	793 \$8
Walker	Brenda	New Port Richey	FL	470	582	540	518	545	529	539	541	642
Ward	Tina	Jenison	MI	558	593	562	521	582	610 \$8	559	603	728



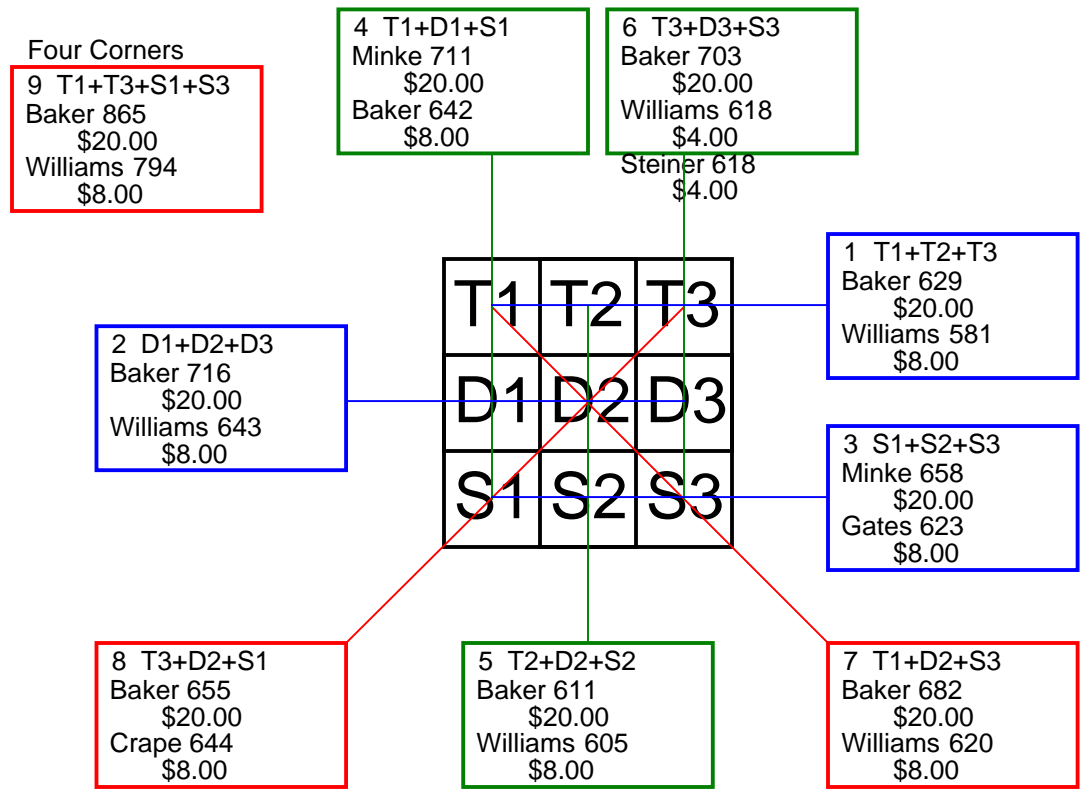
Last Name	First Name	City	State	T1+T2+T3	D1+D2+D3	S1+S2+S3	T1+D1+S1	T2+D2+S2	T3+D3+S3	T1+D2+S3	T3+D2+S1	T1+T3+S1+S3
Beard	Linda	Orofino	ID	485	577	472	523	516	495	514	536	589
Butterfield	Michelle	Wichita	KS	499	623 \$14	538	594	536	530	577	542	661
Crews	Susan	Dora	AL	526	623 \$14	575	558	587	579	540	577	667
Gervase	Debra A	Glen Ellyn	IL	468	568	547	517	561	505	485	575	617
Gibson	Paula	Mount Airy	MD	574	529	613	553	592	571	570	634 \$8	787 \$8
Grace-Fields	Helen	Newark	NJ	566	602	612	636 \$8	552	592	599	609	774
Headrick	Nancy	Fort Collins	CO	505	540	540	532	525	528	489	550	672
Klosin	Mariann	Windham	NH	591	520	631 \$8	579	603 \$20	560	583	561	776
Lev	Kriste	Rock Springs	WY	514	590	532	538	548	550	524	604	657
Roberts	Sheila	Casper	WY	579	556	570	577	564	564	516	597	711
Shearman	Karen	Fremont	IN	575	572	564	559	551	601	533	544	698
Siegel	Lindsey	Gurnee	IL	612 \$20	599	684 \$20	642 \$20	597 \$8	656 \$20	605 \$8	682 \$20	895 \$20
Wing	Stacey	Mount Morris	MI	605 \$8	568	578	594	557	600	590	561	743
WolfVoice	Michelle	Broken Arrow	OK	520	587	587	564	526	604 \$8	629 \$20	570	739



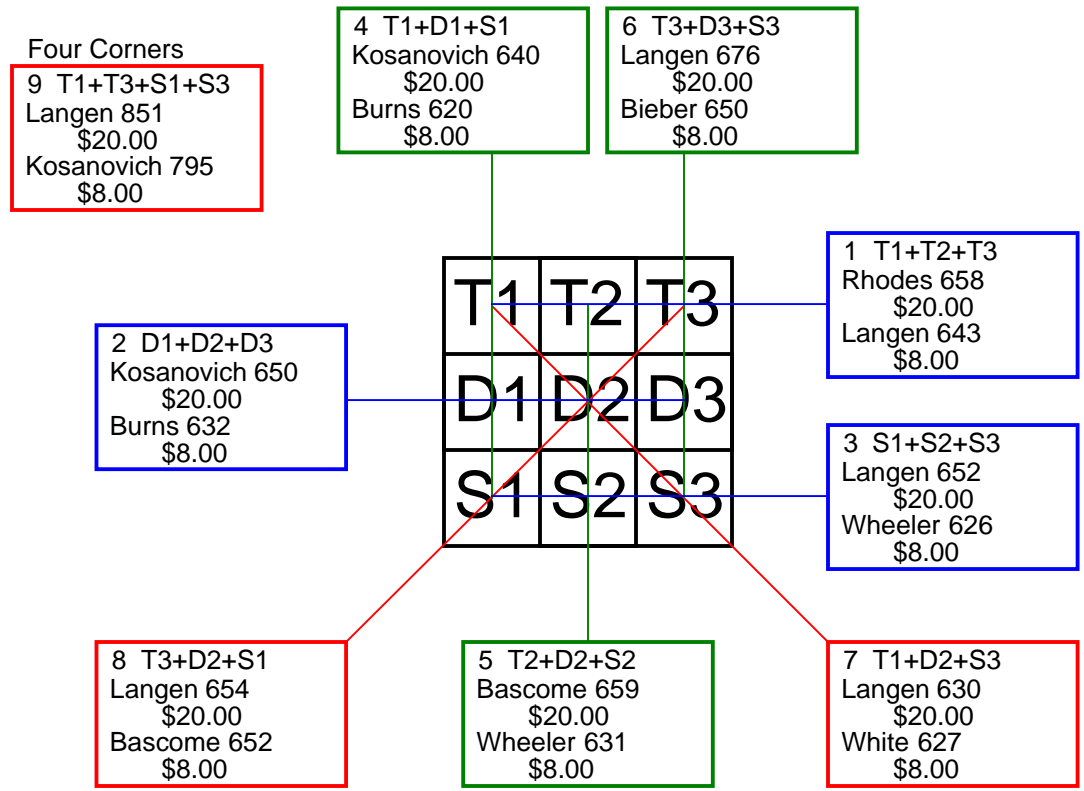
Last Name	First Name	City	State	T1+T2+T3	D1+D2+D3	S1+S2+S3	T1+D1+S1	T2+D2+S2	T3+D3+S3	T1+D2+S3	T3+D2+S1	T1+T3+S1+S3
Anderson	Coleen	Clay Center	NE	606	567	585	644 \$20	521	593	647 \$14	572	807 \$20
Aschim	Phyllis	Tulsa	OK	616 \$20	499	584	546	563	590	575	584	769
ButlerLomax	Vernell	Furlong	PA	574	561	578	626	551	536	545	605	770
Calendo	Carol	Mesa	AZ	520	561	551	515	622	495	543	575	615
Cooper	Teresa	Horseshoe Bend	ID	455	563	572	514	573	503	486	529	602
Gaskins	Janice	Auburndale	FL	610	535	535	545	625 \$8	510	542	563	682
Novak	Ellen	Conrad	IA	586	637 \$20	496	554	559	606 \$8	582	589	712
Peels	Viola	Merrillville	IN	587	598 \$8	613 \$20	638 \$8	576	584	594	645 \$20	781 \$8
Rollins	Ardell	Camp Verde	AZ	584	572	584	593	534	613 \$20	545	536	747
Romig	Rononna	Plumas Lake	CA	549	595	602 \$8	588	589	569	556	546	698
Smith	Cindy	Towanda	KS	613 \$8	582	552	579	669 \$20	499	647 \$14	563	695
Smoot	Kia	Glen Burnie	MD	597	511	579	539	584	564	583	576	773
Twist	Sharon	Rutherford	NJ	525	572	595	548	562	582	524	592	705
White	Brenda	Justice	IL	554	594	584	587	545	600	627	614 \$8	772



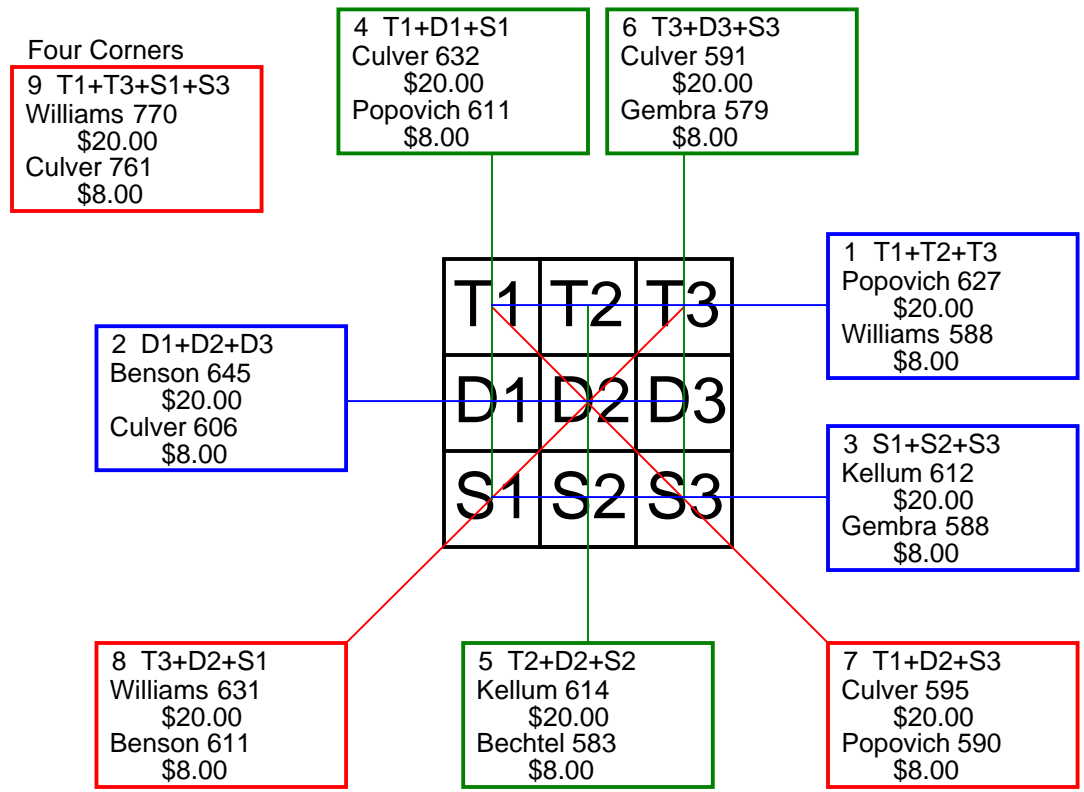
Last Name	First Name	City	State	T1+T2+T3	D1+D2+D3	S1+S2+S3	T1+D1+S1	T2+D2+S2	T3+D3+S3	T1+D2+S3	T3+D2+S1	T1+T3+S1+S3
Baker	Lindsay	Amherst	NY	629 \$20	716 \$20	611	642 \$8	611 \$20	703 \$20	682 \$20	655 \$20	865 \$20
Bennett	Carrie	Royal Oak	MI	550	539	529	479	577	562	549	550	660
Crape	Gloria	Clatskanie	OR	550	610	621	630	535	616	562	644 \$8	770
Gates	Susie	Carlisle	PA	552	589	623 \$8	606	597	561	562	634	746
Hardcastle	VeraMae	Orange Grove	TX	555	621	526	551	598	553	535	542	639
Hinkledire	Jane	Independence	MO	530	600	587	589	559	569	585	558	699
Lambert	Nikki	Mandan	ND	505	502	531	531	533	474	524	525	637
McQueen	Camille	Long Valley	NJ	533	517	491	541	490	510	499	515	670
Minke	Sandy	Westerville	OH	557	587	658 \$20	711 \$20	601	490	604	565	793
Parker	Cynthia L	Deptford	NJ	518	564	597	572	570	537	566	570	716
Prince	Tina	Waukegan	IL	531	550	537	531	539	548	500	572	654
Radowich	Melanie	Chicago	IL	525	523	576	486	521	617	564	565	739
Steiner	Stacy	Orrville	OH	518	617	622	536	603	618 \$4	562	617	748
Williams	Samantha	Hunt Valley	MD	581 \$8	643 \$8	606	607	605 \$8	618 \$4	620 \$8	598	794 \$8



Last Name	First Name	City	State	T1+T2+T3	D1+D2+D3	S1+S2+S3	T1+D1+S1	T2+D2+S2	T3+D3+S3	T1+D2+S3	T3+D2+S1	T1+T3+S1+S3
Bascome	Lanan	Sandys		591	580	623	523	659 \$20	612	593	652 \$8	759
Bieber	Laurie Ann	Sarasota	FL	594	595	589	560	568	650 \$8	605	577	775
Burns	Brenda	Peoria	AZ	572	632 \$8	568	620 \$8	573	579	602	556	764
CollinsPerry	Ethel P	Bear	DE	576	580	568	570	602	552	591	623	737
Hughes	Bernice	Laurelton	NY	478	517	472	499	489	479	495	542	625
Kosanovich	Cynthia	Buffalo	NY	599	650 \$20	596	640 \$20	590	615	604	625	795 \$8
Langen	Brenda	Dalhart	TX	643 \$8	581	652 \$20	613	587	676 \$20	630 \$20	654 \$20	851 \$20
Merritt	Mage	Hamden	CT	584	557	594	598	611	526	610	563	737
Nanninga	Cassidy	Towanda	KS	508	469	496	549	421	503	467	500	662
Rhodes	Jolene	Orlando	FL	658 \$20	571	544	606	610	557	592	573	721
Shello	Carol	Houston	TX	509	495	486	493	501	496	492	572	630
Vester	Amy	Killeen	TX	542	589	487	561	526	531	518	543	666
Wheeler	Mona	Fort Belvoir	VA	606	562	626 \$8	558	631 \$8	605	576	532	740
White	Brenda	Justice	IL	554	594	584	587	545	600	627 \$8	614	772

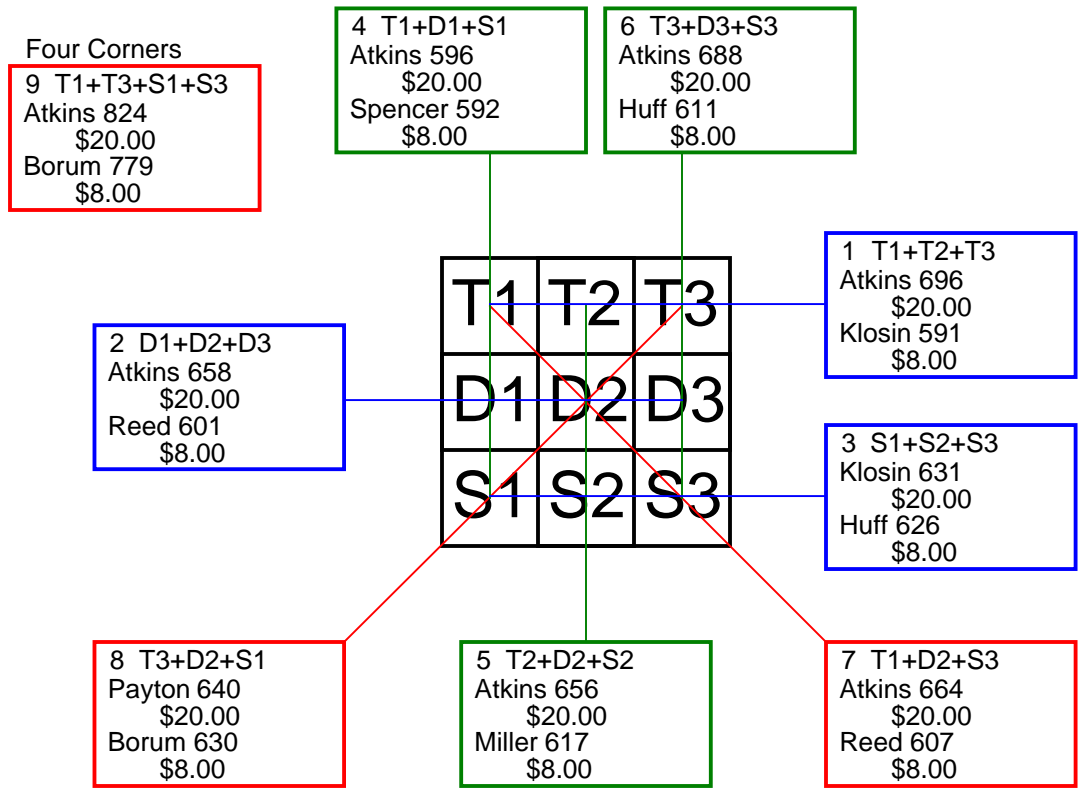


Last Name	First Name	City	State	T1+T2+T3	D1+D2+D3	S1+S2+S3	T1+D1+S1	T2+D2+S2	T3+D3+S3	T1+D2+S3	T3+D2+S1	T1+T3+S1+S3
Bechtel	Sandra	Pasadena	MD	529	560	524	508	583 \$8	522	512	522	621
Benson	Dawn	Dunkirk	MD	524	645 \$20	576	594	573	578	588	611 \$8	736
Chapek	Linda	Thompson	OH	549	549	553	564	513	574	524	584	711
Culver	Arlene	Howard City	MI	583	606 \$8	584	632 \$20	550	591 \$20	595 \$20	580	761 \$8
Gembra	Cindy	Mundelein	IL	525	564	588 \$8	565	533	579 \$8	550	543	721
Hutton	Linda	Perrin	TX	540	544	540	537	529	558	561	557	687
Jorgens	Barb	Lincoln	NE	535	536	580	603	526	522	567	544	716
Kellum	Jill	Mountain View	WY	508	533	612 \$20	513	614 \$20	526	477	539	608
Lee	Dawn	Viola	IL	543	501	569	509	556	548	534	502	674
Major	Marie	Camden	SC	508	564	559	555	521	555	563	487	658
Masterson	Marilyn	Dallas	TX	550	526	530	521	559	526	510	548	670
Mogavero	Sharon	Kingman	AZ	468	542	493	451	512	540	516	518	627
Popovich	Tere	Monroe	CT	627 \$20	553	498	611 \$8	512	555	590 \$8	581	743
Williams	Aretha	Davenport	IA	588 \$8	587	533	599	549	560	535	631 \$20	770 \$20

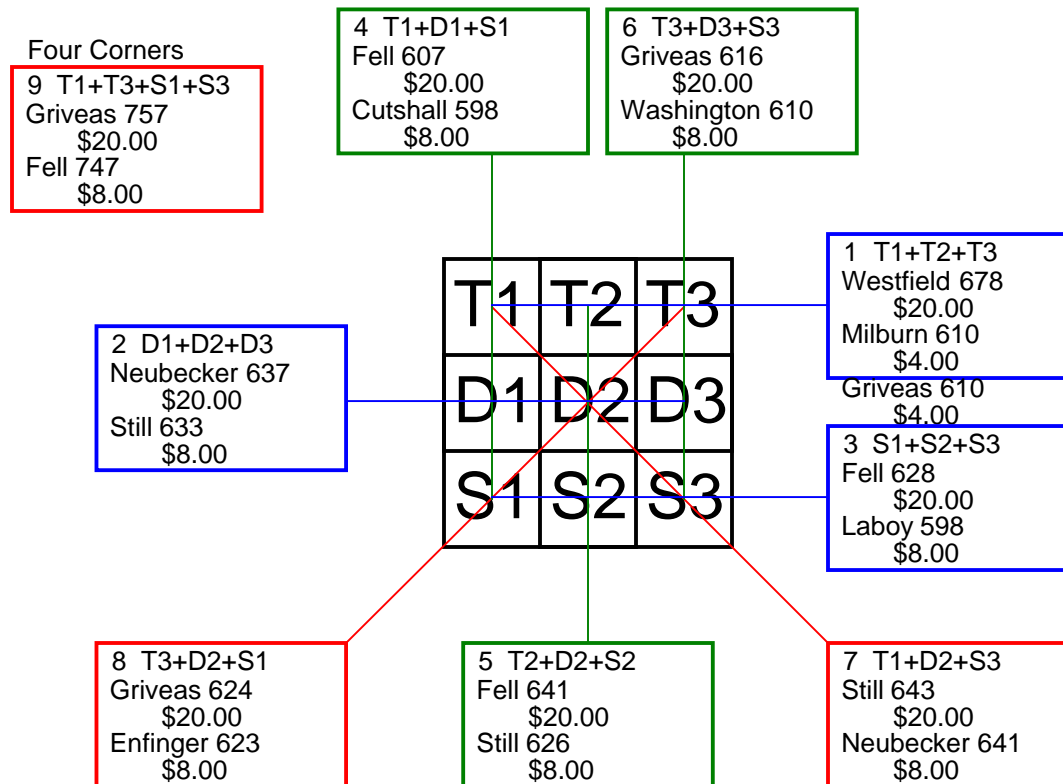




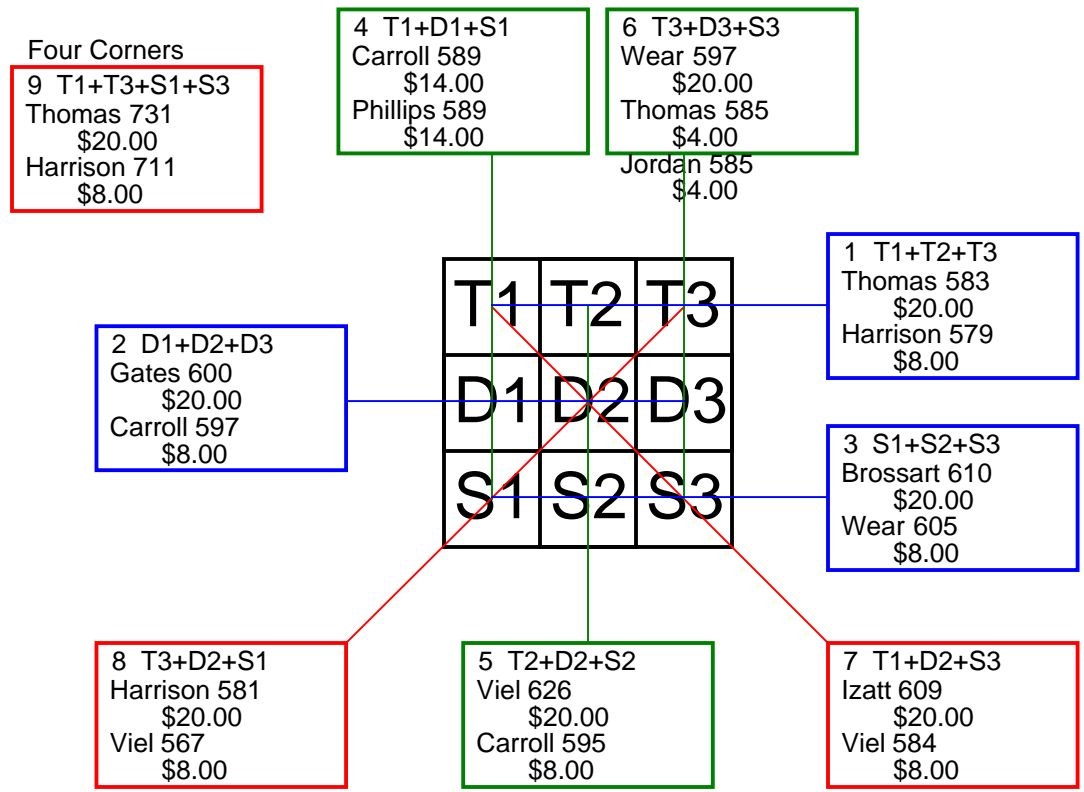
Last Name	First Name	City	State	T1+T2+T3	D1+D2+D3	S1+S2+S3	T1+D1+S1	T2+D2+S2	T3+D3+S3	T1+D2+S3	T3+D2+S1	T1+T3+S1+S3
Atkins	Jeannie	El Reno	OK	696 \$20	658 \$20	586	596 \$20	656 \$20	688 \$20	664 \$20	628	824 \$20
Borum	Sandy	El Cajon	CA	549	588	606	587	566	590	592	630 \$8	779 \$8
Bowman	Kathy	Sunnyvale	CA	510	588	532	519	516	595	513	619	707
Christopher	Kathleen	Smiths		581	575	587	589	577	577	581	565	752
Copley	Becky	Taylor	MI	524	421	475	506	416	498	515	524	723
Hudson	Helen	Houston	TX	536	553	522	511	565	535	478	528	627
Huff	Blanche	Southwold	ON	579	567	626 \$8	546	615	611 \$8	595	586	744
Klosin	Mariann	Windham	NH	591 \$8	520	631 \$20	579	603	560	583	561	776
Milburn	Amanda	Moreno Valley	CA	529	547	560	526	585	525	522	549	687
Miller	Juanita M	Chesapeake	VA	582	572	621	560	617 \$8	598	580	591	755
Novak	Emily	Conrad	IA	526	546	565	487	572	578	519	528	664
Payton	Pam	Island Lake	IL	508	535	598	588	548	505	545	640 \$20	737
Reed	Amelia	Elgin	SC	562	601 \$8	506	557	578	534	607 \$8	582	682
Spencer	Sylvia	Madison	TN	530	583	590	592 \$8	541	570	590	535	719



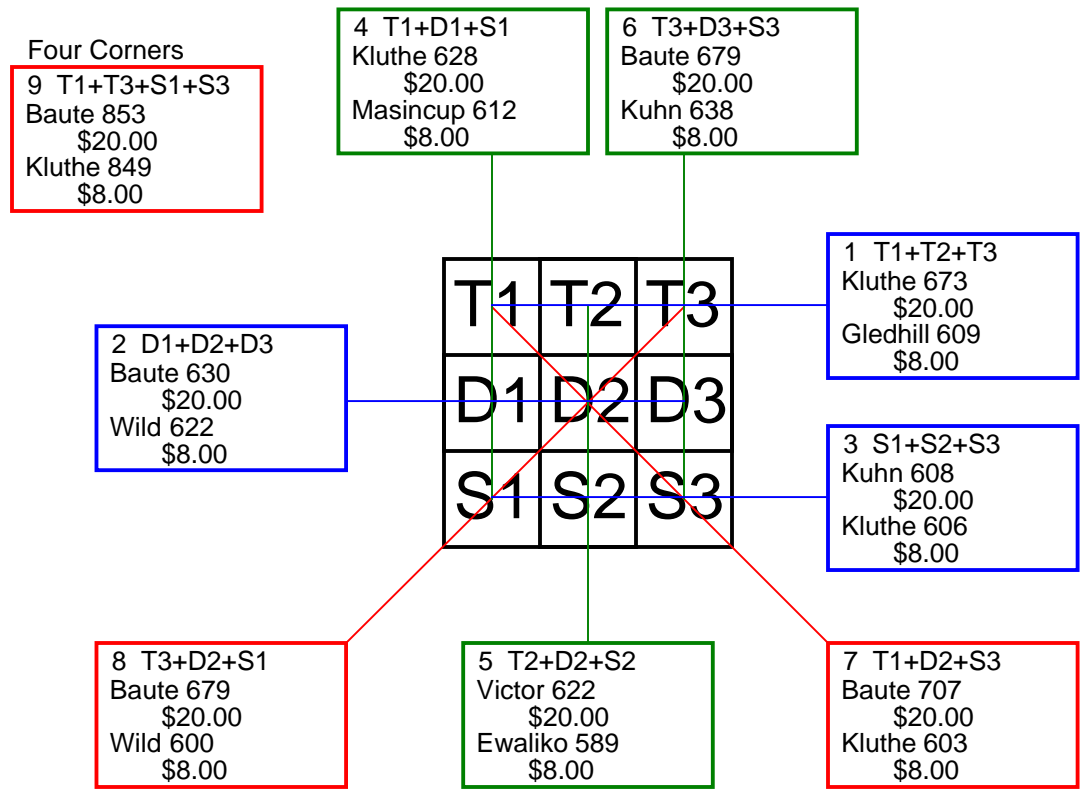
Last Name	First Name	City	State	T1+T2+T3	D1+D2+D3	S1+S2+S3	T1+D1+S1	T2+D2+S2	T3+D3+S3	T1+D2+S3	T3+D2+S1	T1+T3+S1+S3
Cutshall	Pam	Lakewood	CO	593	543	567	598 \$8	568	537	587	533	735
Enfinger	Andrea	Cabot	AR	546	549	570	557	574	534	573	623 \$8	733
Fell	Pattie	El Paso	TX	598	623	628 \$20	607 \$20	641 \$20	601	605	538	747 \$8
Giddeon	Margaret	Emmett	ID	569	617	492	593	514	571	544	534	685
Griveas	Marilyn	Stafford	VA	610 \$4	586	556	567	569	616 \$20	597	624 \$20	757 \$20
Hildebrandt	Nancy	Chico	CA	513	534	568	581	475	559	588	507	741
Laboy	Sonia	Chicago	IL	524	545	598 \$8	540	542	585	581	539	713
Milburn	Donna	Sycamore	IL	610 \$4	527	548	552	580	553	597	587	725
Neubecker	Sue	West Branch	MI	499	637 \$20	522	572	506	580	641 \$8	549	697
Stewart	Debi	Brookings	SD	491	560	460	490	487	534	522	497	619
Still	Sherri	Las Vegas	NV	569	633 \$8	545	591	626 \$8	530	643 \$20	589	711
Thesing	Carol	Brainerd	MN	586	549	553	561	587	540	546	570	704
Washington	Theresa	Temple Hill	MD	588	540	521	512	527	610 \$8	542	559	716
Westfield	Rebecca	Rimrock	AZ	678 \$20	465	156	494	389	416	443	434	537



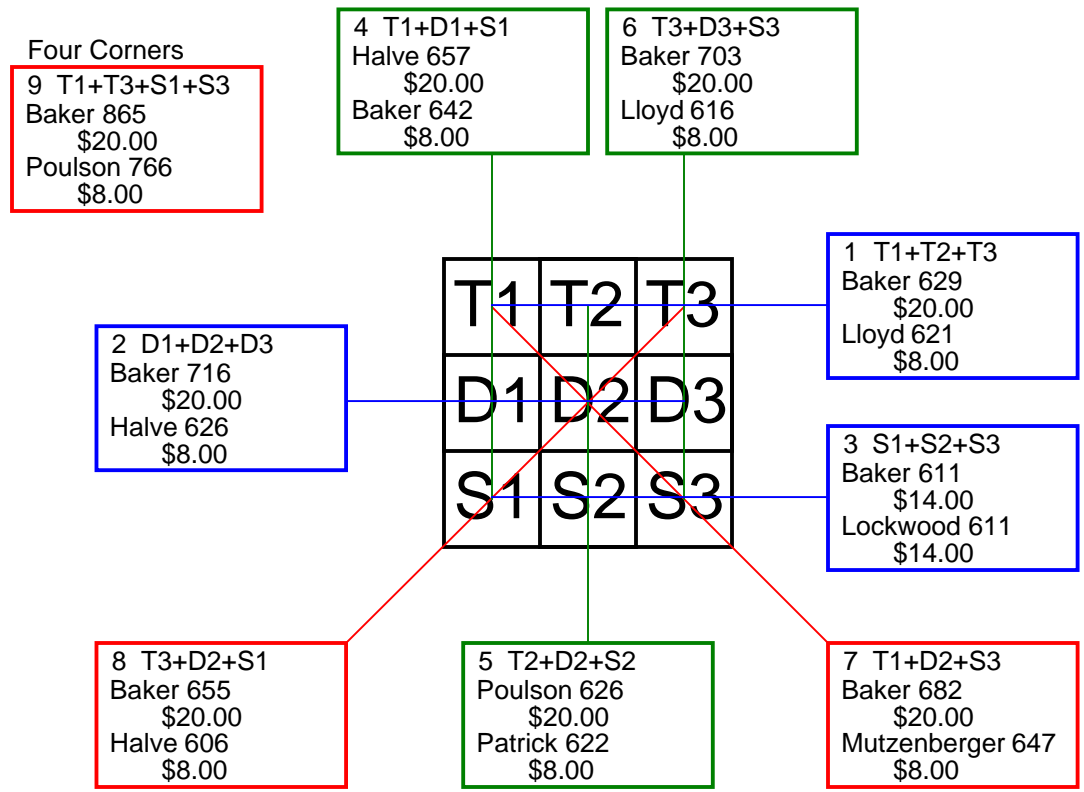
Last Name	First Name	City	State	T1+T2+T3	D1+D2+D3	S1+S2+S3	T1+D1+S1	T2+D2+S2	T3+D3+S3	T1+D2+S3	T3+D2+S1	T1+T3+S1+S3
Brossart	Janet	Alexandria	KY	534	533	610 \$20	551	579	547	560	557	665
Carroll	Latricia	Tustin	CA	516	597 \$8	589	589 \$14	595 \$8	518	537	534	676
Cole	Harlene	Williston	ND	478	491	522	462	507	522	489	481	614
Gates	Gloria J	Blaine	MN	526	600 \$20	565	579	582	530	533	522	691
Harrison	Doris	Severn	MD	579 \$8	574	548	559	568	574	536	581 \$20	711 \$8
Izatt	Regina	Magalia	CA	497	592	559	558	530	560	609 \$20	496	688
Johnson	Donna	Binghamton	NY	501	436	421	480	395	483	425	495	633
Jordan	Wanda	Buckfield	ME	562	595	522	530	564	585 \$4	513	538	649
Larkin	Dawn	Chesapeake	VA	559	535	552	550	558	538	549	559	703
Phillips	Diane	Marengo	IL	552	550	538	589 \$14	523	528	560	532	676
Roman	Sella	Fairview Heights	IL	482	542	540	493	520	551	546	532	664
Thomas	Annette	Carmichaels	PA	583 \$20	516	552	530	536	585 \$4	577	562	731 \$20
Viel	Louisa	Lakewood	NJ	541	587	603	540	626 \$20	565	584 \$8	567 \$8	698
Wear	Nancy	Fort Collins	CO	478	518	605 \$8	521	483	597 \$20	489	531	705



Last Name	First Name	City	State	T1+T2+T3	D1+D2+D3	S1+S2+S3	T1+D1+S1	T2+D2+S2	T3+D3+S3	T1+D2+S3	T3+D2+S1	T1+T3+S1+S3					
Baute	Mary Ann	Alexandria	KY	594	630	\$20	594	563	576	679	\$20	853	\$20				
Beddow	Cheri	Cottonwood	AZ	513	509		565	538	550	499	508	503	634				
Ewaliko	Catalina K	Wailuku	HI	476	605		550	518	589	\$8	524	577	550	619			
Gledhill	Kay	West Jordan	UT	609	\$8	542	543	594	555	545	551	598	730				
Kiss	Amanda	Tallmadge	OH	498		512	571	529	538	514	479	535	674				
Kittel	Char	Wausau	WI	556		529	557	520	558	564	512	529	717				
Kluthe	Elizabeth	Saint Charles	MO	673	\$20	490	606	\$8	628	\$20	550	591	603	\$8	576	849	\$8
Kuhn	Karen	Howards Grove	WI	574		531	608	\$20	513	562	638	\$8	558	578	754		
Masincup	Kristin	Fairlawn	NJ	608		553	567	612	\$8	555	561	547	598	774			
Meldonian	Saranne	New Berlin	WI	476		493	518	478	508	501	491	490	642				
Son	Robin	Trinity	AL	439		537	498	517	453	504	451	492	633				
Victor	Margie	Lake Tapps	WA	547		540	603	546	622	\$20	522	593	529	680			
Wild	Lynn	Saint Paul	MN	546		622	\$8	560	575	528	625	587	600	\$8	730		
Woodward	Janet	Huntington Beach	CA	553		585	537	543	577	555	502	593	693				



Last Name	First Name	City	State	T1+T2+T3	D1+D2+D3	S1+S2+S3	T1+D1+S1	T2+D2+S2	T3+D3+S3	T1+D2+S3	T3+D2+S1	T1+T3+S1+S3
Acedilla	Terri	Las Vegas	NV	520	505	576	527	545	529	574	547	739
ArtzerCrowder	RoxAnn	Stafford	VA	501	569	585	582	590	483	566	491	653
Baker	Lindsay	Amherst	NY	629 \$20	716 \$20	611 \$14	642 \$8	611	703 \$20	682 \$20	655 \$20	865 \$20
Dimacali	Maryanne	Rancho Cucameng	CA	511	549	602	570	579	513	545	577	697
Halve	Julia	Waco	TX	557	626 \$8	607	657 \$20	594	539	561	606 \$8	750
Hayes-Arnold	Janet	Stone Mountain	GA	502	577	554	557	532	544	495	536	636
Lloyd	Bev	Hubbard	OR	621 \$8	577	514	554	542	616 \$8	533	576	729
Lockwood	Elaine	Spring	TX	602	550	611 \$14	577	585	601	555	580	742
Mills	Julie	Akron	OH	565	598	604	569	606	592	582	584	738
Mutzenberger	Denice	Hazen	ND	612	559	556	629	548	550	647 \$8	522	755
Nelson	Tanya	San Jose	CA	496	507	580	477	541	565	545	518	700
Patrick	Glenda	San Diego	CA	561	568	575	541	622 \$8	541	524	602	671
Poulson	Julie	Spanish Fork	UT	613	585	597	564	626 \$20	605	630	572	766 \$8
Sears	Tari	North Platte	NE	479	582	546	545	529	533	571	480	644



Last Name	First Name	City	State	T1+T2+T3	D1+D2+D3	S1+S2+S3	T1+D1+S1	T2+D2+S2	T3+D3+S3	T1+D2+S3	T3+D2+S1	T1+T3+S1+S3
Baker	Lindsay	Amherst	NY	629 \$20	716 \$20	611 \$20	642 \$20	611	703 \$20	682 \$20	655 \$20	865 \$20
Burnworth	Brenda	Swayzee	IN	530	542	545	473	580	564	514	536	654
Connor	Linda	Pueblo	CO	584	580	528	565	524	603	554	547	717
Dean	Tanya Joy	El Paso	TX	596	549	589	567	614 \$8	553	605	545	733
Gibbs	Joyce	North Platte	NE	572	581	601 \$8	553	647 \$20	554	614 \$8	584	728
Hicks	Trish	Denton	TX	573	605	545	554	542	627	599	577	756
Johnson	Doris	Tucson	AZ	528	575	580	549	507	627	593	590	764
Milner	Kimberly	Paradise	CA	478	590	555	486	551	586	528	509	628
Pincus	Kimberly	Hagerstown	MD	578	559	594	570	601	560	560	593	696
Quesenberry	Chris	Santa Cruz	CA	609 \$8	542	593	610 \$8	551	583	573	615 \$8	773
Roller	Raelene	Kapolei	HI	564	521	563	532	604	512	606	547	726
Scholnick	Sandy	Coarsegold	CA	517	613 \$8	585	552	558	605	599	539	709
Townsend	Lee Ann	Oxbow	ND	473	578	526	478	527	572	541	531	620
Willis	Carolyn	Cleveland	OH	581	545	571	530	527	640 \$8	553	591	777 \$8

