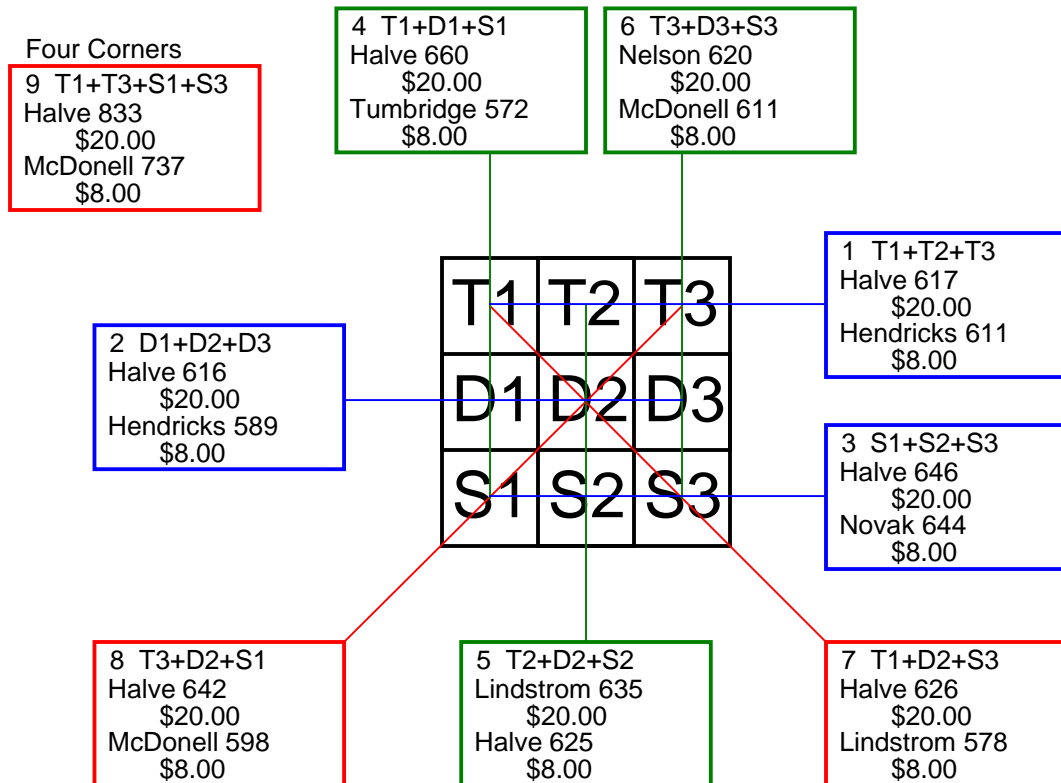
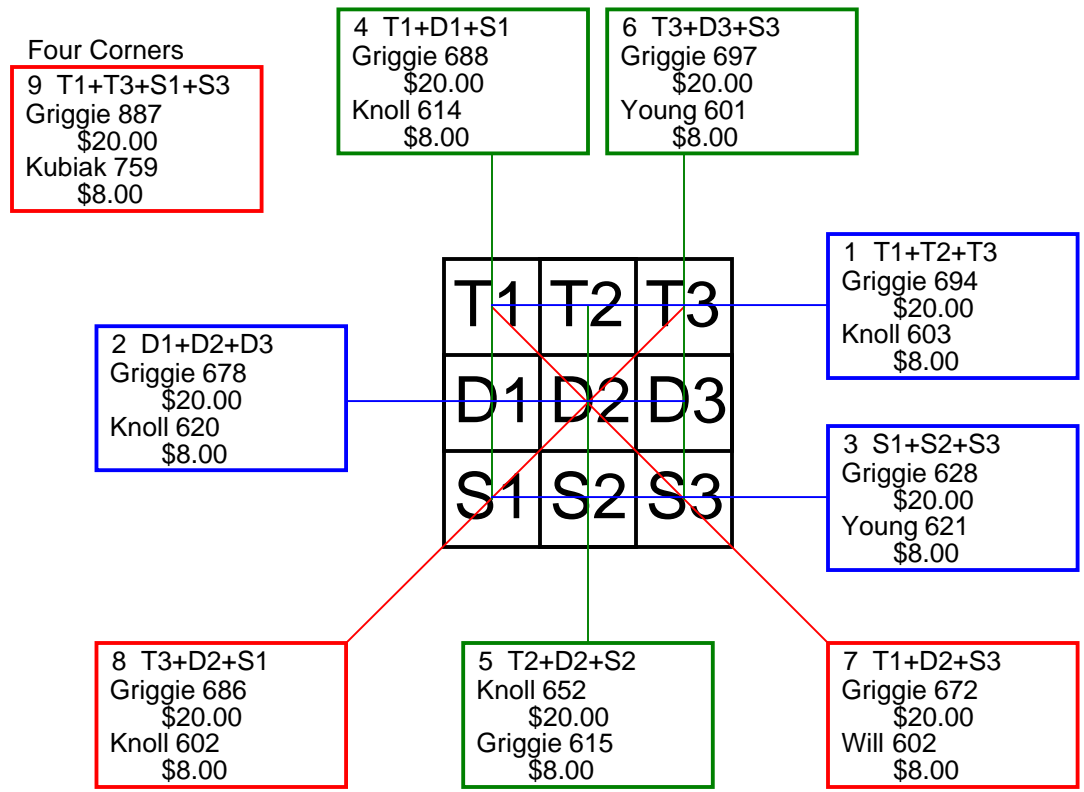


2008 Womens Championships Tic-Tac-Toe Jackpots - Group 1 8/14/2008 4:12:11 PM Page: 1

Last Name	First Name	City	State	T1+T2+T3	D1+D2+D3	S1+S2+S3	T1+D1+S1	T2+D2+S2	T3+D3+S3	T1+D2+S3	T3+D2+S1	T1+T3+S1+S3
Adamowicz	Tracy	Cumming	GA	576	522	577	517	587	571	563	519	701
Gale	Boydine	Pleasanton	CA	532	548	547	538	568	521	523	540	655
Halve	Julia	Waco	TX	617 \$20	616 \$20	646 \$20	660 \$20	625 \$8	594	626 \$20	642 \$20	833 \$20
Hendricks	Lea	Keokuk	IA	611 \$8	589 \$8	506	552	547	607	522	570	716
Jordan	Wanda	Buckfield	ME	482	536	564	513	540	529	513	536	640
Lindstrom	Donna	Watertown	MN	602	572	551	547	635 \$20	543	578 \$8	591	696
Marzluff	Gail	Hillsborough	NC	522	492	534	521	480	547	530	535	700
McDonell	Vanessa	Wausau	WI	528	561	583	505	556	611 \$8	542	598 \$8	737 \$8
Nelson	Isolene	Philadelphia	PA	574	563	562	547	532	620 \$20	540	571	731
Novak	Ellen	Conrad	IA	498	524	644 \$8	534	566	566	566	550	729
Pettiford	Barbara	Durham	NC	561	536	530	563	527	537	546	513	641
Sheridan	Gail	Manitowoc	WI	511	512	561	526	520	538	482	565	668
Stole	Julie	Pinetop	AZ	543	560	580	530	593	560	565	547	668
Tumbridge	Cathee	Hamilton HM CX		571	546	554	572 \$8	538	561	556	547	732

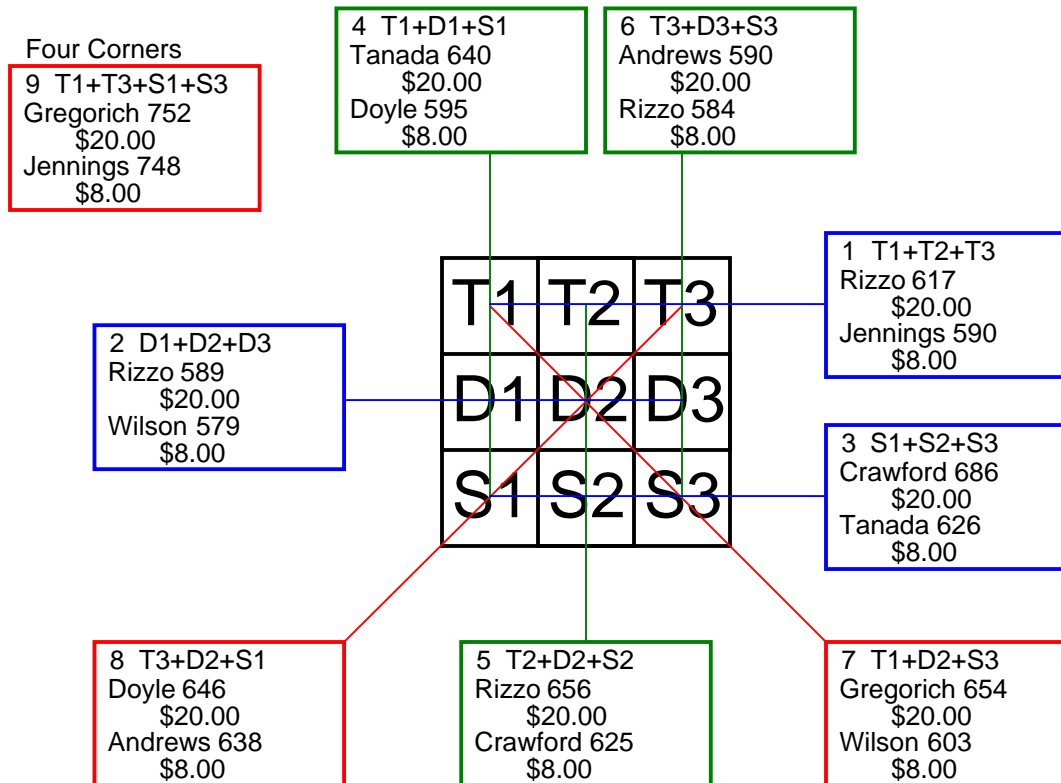


Last Name	First Name	City	State	T1+T2+T3	D1+D2+D3	S1+S2+S3	T1+D1+S1	T2+D2+S2	T3+D3+S3	T1+D2+S3	T3+D2+S1	T1+T3+S1+S3
Calyer	Peggy	Bradenton	FL	526	578	554	604	530	524	500	572	697
Carlton	Robyn	Post Falls	ID	521	512	551	520	538	526	513	531	688
Evans	Jean	Monocacy Station	PA	482	544	503	513	458	558	538	526	703
Gaedert	Lori	Saint Helen	MI	527	567	512	512	532	562	492	579	641
Griggie	Lucinda	Charlotte	NC	694 \$20	678 \$20	628 \$20	688 \$20	615 \$8	697 \$20	672 \$20	686 \$20	887 \$20
Hanke	Marie	Malverne	NY	468	592	519	571	527	481	519	568	649
Hill	Cathy	Huntsville	AL	492	564	544	514	517	569	500	556	698
Knoll	Krystal	Holland	MI	603 \$8	620 \$8	611	614 \$8	652 \$20	568	584	602 \$8	706
Kubiak	Michelle	Grand Rapids	MI	537	542	510	605	449	535	510	571	759 \$8
Palmer	Diane	San Antonio	TX	589	490	525	549	534	521	587	458	717
Parker	Cynthia	Deptford	NJ	554	549	605	529	592	587	588	573	738
Thompson	Gena	Perrysburg	OH	556	582	526	556	548	560	530	529	691
Will	Cynthia	Saline	MI	555	586	580	585	582	554	602 \$8	539	718
Young	Earlene	Palmdale	CA	510	463	621 \$8	481	512	601 \$8	562	564	756

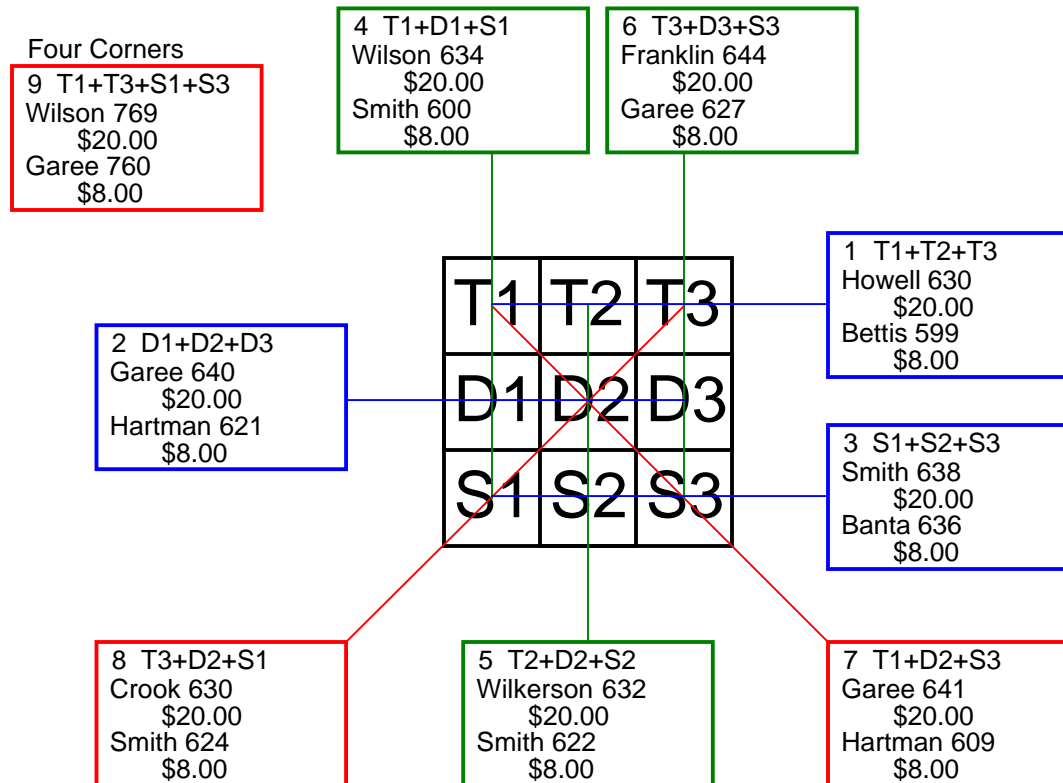


2008 Womens Championships Tic-Tac-Toe Jackpots - Group 3 8/14/2008 4:12:11 PM Page: 3

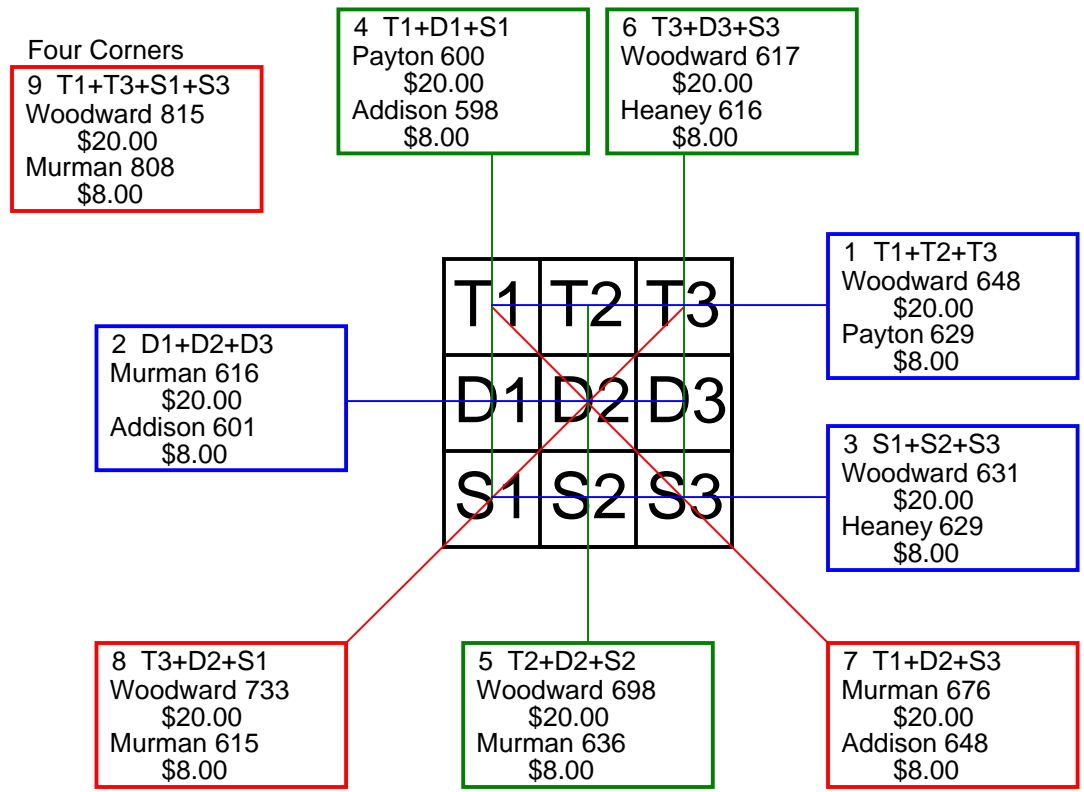
Last Name	First Name	City	State	T1+T2+T3	D1+D2+D3	S1+S2+S3	T1+D1+S1	T2+D2+S2	T3+D3+S3	T1+D2+S3	T3+D2+S1	T1+T3+S1+S3
Andrews	Hilda	Detroit	MI	587	543	600	572	568	590 \$20	569	638 \$8	728
BrownCleere	Shelley	Dallas	TX	494	538	608	510	601	529	534	558	666
Crawford	Alice	San Antonio	TX	536	527	686 \$20	586	625 \$8	538	553	590	744
Dorow	Lorraine	Punta Gorda	FL	511	550	502	470	548	545	532	509	609
Doyle	Molly	Arroyo Grande	CA	495	562	586	595 \$8	568	480	515	646 \$20	687
DuBose	Anne	Hackensack	NJ	529	551	590	569	578	523	565	573	712
Gregorich	Christy	De Forest	WI	531	561	593	591	538	556	654 \$20	493	752 \$20
Jennings	Jessie	Kansas City	MO	590 \$8	508	597	567	576	552	550	595	748 \$8
Reuter	Kristina	Mineral Point	WI	471	507	571	543	518	488	516	545	676
Rizzo	Maxine	New Fairfield	CT	617 \$20	589 \$20	544	510	656 \$20	584 \$8	577	606	692
RussellStCyr	Brenda	Hudson	NH	514	479	476	492	510	467	476	466	613
Sleet	Lisa	Raytown	MO	537	575	579	554	561	576	565	578	684
Tanada	Olivia	Niles	IL	548	576	626 \$8	640 \$20	589	521	576	594	741
Wilson	Nancy	Bellevue	WA	555	579 \$8	605	579	584	576	603 \$8	573	735



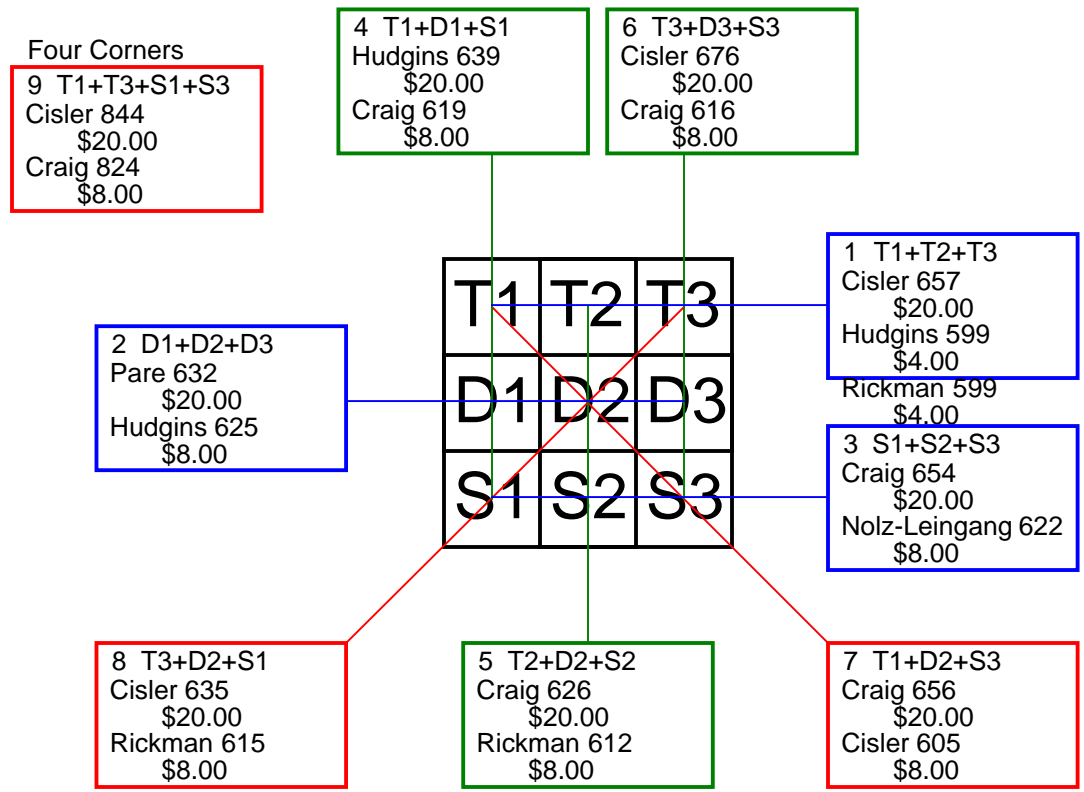
Last Name	First Name	City	State	T1+T2+T3	D1+D2+D3	S1+S2+S3	T1+D1+S1	T2+D2+S2	T3+D3+S3	T1+D2+S3	T3+D2+S1	T1+T3+S1+S3
Banta	Donna	New Liberty	IA	497	602	636 \$8	571	608	556	567	555	681
Bettis	Teresa	Roodhouse	IL	599 \$8	558	545	528	591	583	553	564	697
Brown	Darla L	Chillicothe	OH	472	527	571	529	532	509	453	538	671
Crook	H Sue	St Pete Beach	FL	558	594	607	565	571	623	570	630 \$20	751
Franklin	Audrey	Highland Park	MI	579	563	614	557	555	644 \$20	546	542	747
Garee	Addy	Naperville	IL	597	640 \$20	587	588	609	627 \$8	641 \$20	600	760 \$8
Hartman	Kim	Indianapolis	IN	581	621 \$8	583	569	613	603	609 \$8	620	730
Howell	Sam	Pensacola	FL	630 \$20	562	520	575	607	530	556	599	708
Neubecker	Sue	West Branch	MI	591	590	529	583	563	564	559	607	720
Smith	Juanita	Tampa	FL	565	595	638 \$20	600 \$8	622 \$8	576	569	624 \$8	736
Speight	Lynn	Stafford	VA	560	535	589	528	570	586	530	565	709
Wilkerson	Alma	Richmond	VA	581	544	586	511	632 \$20	568	540	586	689
Wilson	Sheila	Falls Church	VA	579	563	622	634 \$20	566	564	550	610	769 \$20
Wykoff	Sue	Silvis	IL	509	571	551	552	495	584	548	506	688



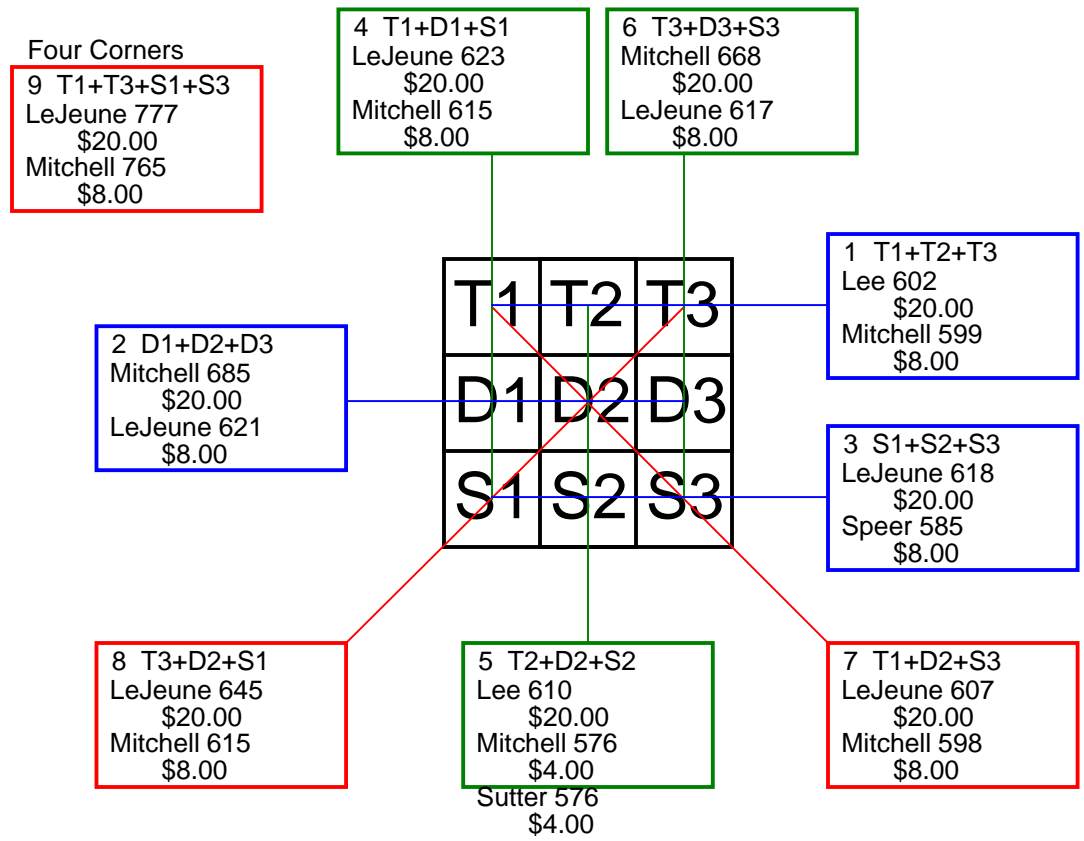
Last Name	First Name	City	State	T1+T2+T3	D1+D2+D3	S1+S2+S3	T1+D1+S1	T2+D2+S2	T3+D3+S3	T1+D2+S3	T3+D2+S1	T1+T3+S1+S3
Addison	Patricia	La Vista	NE	528	601 \$8	567	598 \$8	590	508	648 \$8	538	723
Barror	Tina	Temperance	MI	520	549	550	584	519	516	530	531	676
Berkley	Constance	Compton	CA	507	539	594	525	613	502	538	556	643
Birschbach	Janis	Fond du Lac	WI	577	484	552	573	507	533	579	568	788
Brown	Jeanna	Bloomington	IL	559	514	558	495	546	590	528	574	732
Curry	Elaine	Dallas	TX	538	548	571	548	549	560	557	534	731
Embrey	Dorothy	Lockhart	TX	546	534	542	550	541	531	510	577	694
Heaney	Marybeth	North Plainfield	NJ	568	553	629 \$8	581	553	616 \$8	539	603	781
Holland	Doris	Apopka	FL	524	567	566	579	508	570	557	538	708
Lankford	Pauline	Hudson	NH	585	536	544	580	544	541	558	564	734
McCaskill	Brenda	Pinebluff	NC	532	531	604	581	536	550	579	588	760
Murman	Michelle	Little Canada	MN	617	616 \$20	590	590	636 \$8	597	676 \$20	615 \$8	808 \$8
Payton	Pam	Island Lake	IL	629 \$8	510	563	600 \$20	569	533	585	548	765
Woodward	Janet	Huntington Beach	CA	648 \$20	578	631 \$20	542	698 \$20	617 \$20	610	733 \$20	815 \$20



Last Name	First Name	City	State	T1+T2+T3	D1+D2+D3	S1+S2+S3	T1+D1+S1	T2+D2+S2	T3+D3+S3	T1+D2+S3	T3+D2+S1	T1+T3+S1+S3
Britton	Lyria	Highland Mills	NY	492	548	568	516	563	529	517	568	665
Chaffin	Vicki	Alsip	IL	518	501	528	492	508	547	478	495	655
Cisler	Joanne	Sarasota	FL	657 \$20	537	603	552	569	676 \$20	605 \$8	635 \$20	844 \$20
Coleman	Dorothea	Browns Mills	NJ	495	560	522	520	533	524	537	520	640
CollinsJackson	Dia	Fayetteville	NC	564	554	551	585	593	491	519	561	676
Craig	Melinda	Lexington	KY	594	613	654 \$20	619 \$8	626 \$20	616 \$8	656 \$20	572	824 \$8
Eaton	Dixie	Bridgeport	CT	551	508	539	503	557	538	500	537	659
Gamboa-Cundiff	Nancy	El Paso	TX	549	534	504	542	497	548	584	509	708
Harrison	Nadine	Laurelton	NY	566	558	494	528	535	555	548	532	679
Hudgins	Alisa V	Detroit	MI	599 \$4	625 \$8	555	639 \$20	584	556	592	599	723
Jimenez	Mollie	Fresno	CA	564	598	595	570	587	600	579	587	728
Nolz-Leingang	Jackie	Bismarck	ND	549	552	622 \$8	544	594	585	554	563	702
Pare	Patricia	Parker	CO	576	632 \$20	567	587	587	601	570	610	736
Rickman	Mary	Edgewater	MD	599 \$4	558	596	573	612 \$8	568	604	615 \$8	747

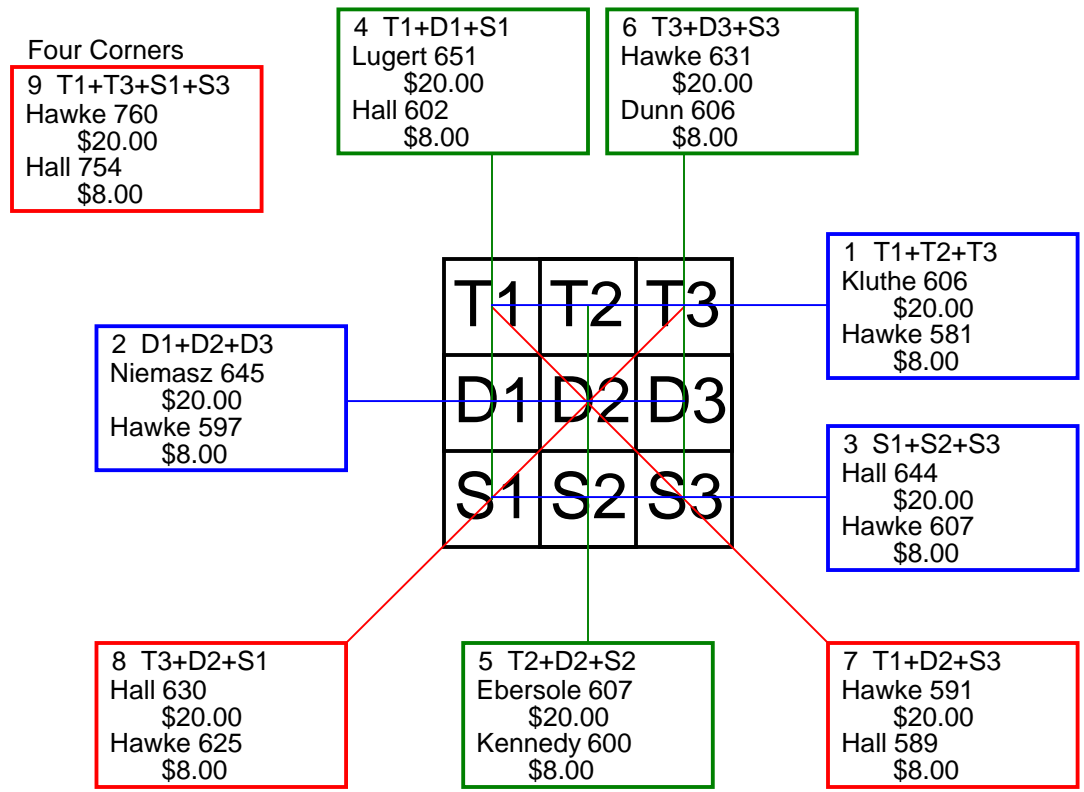


Last Name	First Name	City	State	T1+T2+T3	D1+D2+D3	S1+S2+S3	T1+D1+S1	T2+D2+S2	T3+D3+S3	T1+D2+S3	T3+D2+S1	T1+T3+S1+S3
Benjamin	Velita G	Zachary	LA	524	516	548	599	506	483	547	526	690
Fishman	Carla	Ahsburn	VA	486	552	529	483	508	576	521	544	662
Gibson	Patricia	Washingtn Twp	MI	547	472	517	531	502	503	521	503	710
Hickman	Donna	Santa Ana	CA	557	579	526	580	571	511	583	580	675
Joyner	Vicki	Springfield	IL	546	519	535	553	514	533	498	507	684
Lee	Sandra	Edgewater	FL	602 \$20	584	543	540	610 \$20	579	589	579	713
LeJeune	Donna	Lake Charles	LA	568	621 \$8	618 \$20	623 \$20	567	617 \$8	607 \$20	645 \$20	777 \$20
LeJune	Mary	Sulphur	LA	572	521	548	553	547	541	524	544	666
McMillan	Stephanie	Fredbg	VA	494	554	576	551	512	561	523	572	711
Mitchell	Karen	Littleton	CO	599 \$8	685 \$20	575	615 \$8	576 \$4	668 \$20	598 \$8	615 \$8	765 \$8
Speer	Jeanette	Carthage	NC	547	579	585 \$8	567	549	595	554	557	701
Sutter	Medina	The Woodlands	TX	530	546	521	513	576 \$4	508	562	537	637
Tumbridge	Cathee	Hamilton HM CX		571	546	554	572	538	561	556	547	732
Warren	Carolyn	Winchester	NH	515	510	573	550	536	512	518	520	678

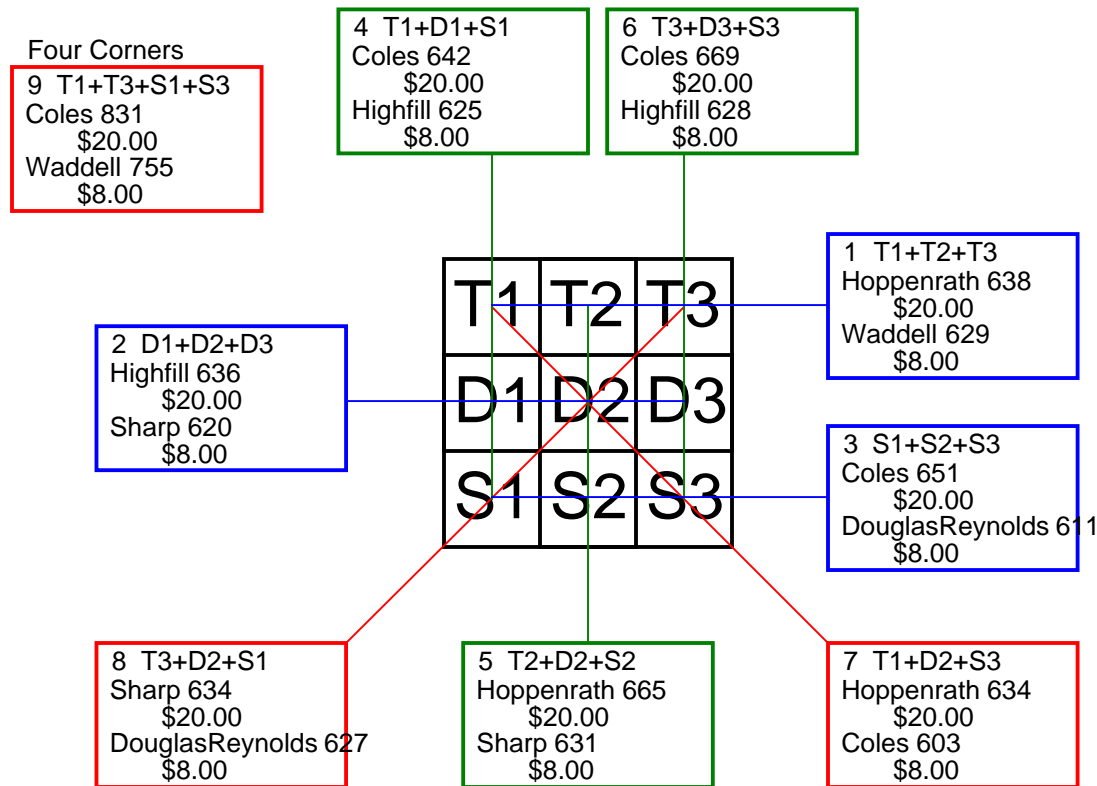


2008 Womens Championships Tic-Tac-Toe Jackpots - Group 8 8/14/2008 4:12:11 PM Page: 8

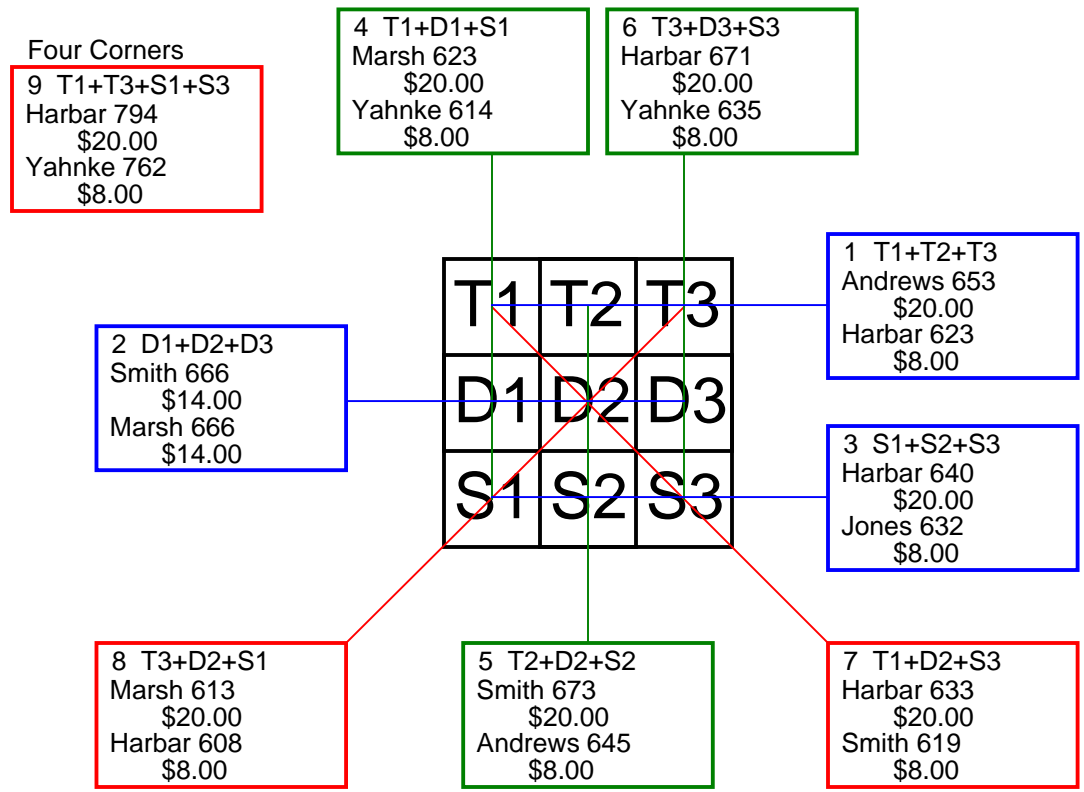
Last Name	First Name	City	State	T1+T2+T3	D1+D2+D3	S1+S2+S3	T1+D1+S1	T2+D2+S2	T3+D3+S3	T1+D2+S3	T3+D2+S1	T1+T3+S1+S3
Dunn	Bonnie	Milan	IL	541	564	602	533	568	606 \$8	572	603	739
Ebersole	Camille	Canton	MI	546	565	606	549	607 \$20	561	565	571	685
Geerts	Rita	New Hampton	IA	568	550	553	556	548	567	561	576	737
Hall	Cynthia	Rising Sun	MD	511	573	644 \$20	602 \$8	563	563	589 \$8	630 \$20	754 \$8
Hawke	Toni	Franklin	PA	581 \$8	597 \$8	607 \$8	570	584	631 \$20	591 \$20	625 \$8	760 \$20
Jackson	Ann	Mesquite	NV	539	529	578	521	565	560	527	523	666
Kennedy	Kim	Buckeye	AZ	541	594	534	525	600 \$8	544	580	549	663
Kluthe	Elizabeth	Saint Charles	MO	606 \$20	577	489	547	567	558	531	585	693
Lugert	Ruth	Port Charlotte	FL	572	596	560	651 \$20	542	535	574	559	733
Mattson	Judith	Ruby	MI	559	553	543	528	564	563	527	569	677
Niemasz	Denise	Madison Heights	MI	569	645 \$20	572	598	593	595	560	624	699
Pepin	Lauren	Elko	NV	491	556	547	516	542	536	542	500	639
Sharp	Rebecca	Lindsay	TX	536	573	544	515	535	603	566	579	694
Shorey	Donna	Anaheim	CA	530	580	553	514	595	554	567	566	663



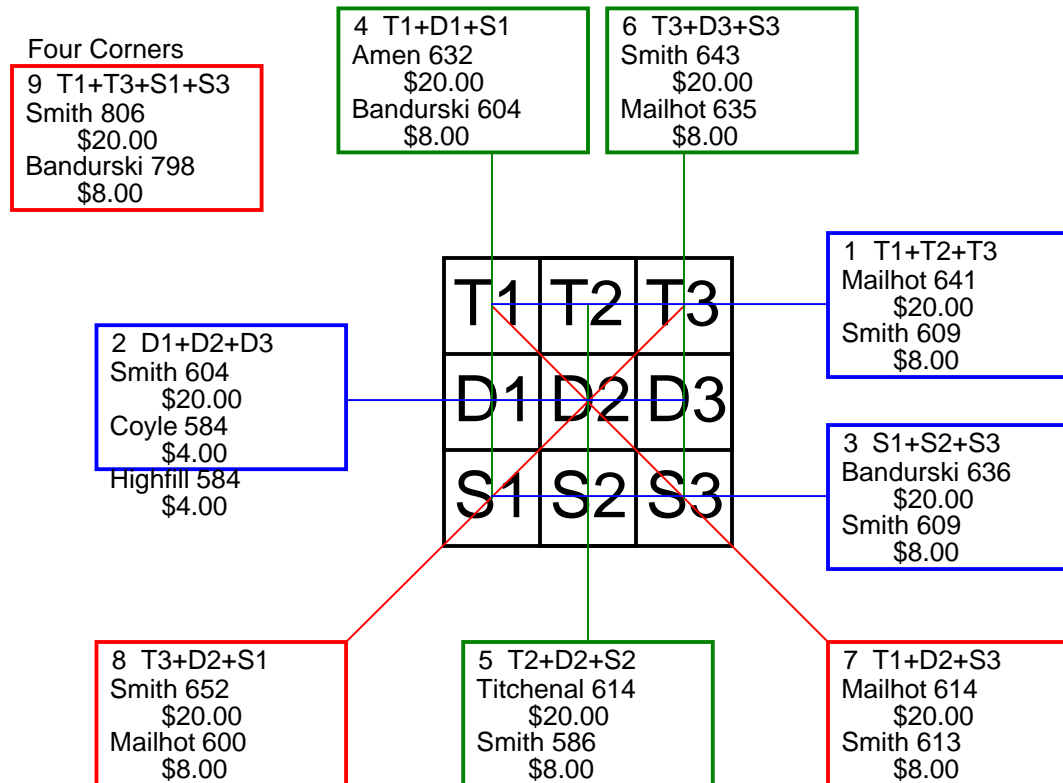
Last Name	First Name	City	State	T1+T2+T3	D1+D2+D3	S1+S2+S3	T1+D1+S1	T2+D2+S2	T3+D3+S3	T1+D2+S3	T3+D2+S1	T1+T3+S1+S3
Coles	Gayle	Accokeek	MD	598	606	651 \$20	642 \$20	544	669 \$20	603 \$8	621	831 \$20
Crider	Terry	Duncannon	PA	497	499	578	531	487	556	513	495	680
DouglasReynolds	Juanita	Oakland	CA	549	570	611 \$8	577	590	563	570	627 \$8	727
Finnegan	Lori	Bloomfield	NJ	569	489	500	490	564	504	532	573	684
Hicks	Phyllis	Colonial Heights	VA	552	596	575	577	592	554	585	589	714
Highfill	Holly	Wichita	KS	591	636 \$20	562	625 \$8	536	628 \$8	545	543	720
Hoppenrath	Rita	Waconia	MN	638 \$20	599	583	541	665 \$20	614	634 \$20	621	746
Olson	JoAnn	Hutchinson	MN	591	554	595	579	607	554	530	580	723
Russell	Gina	Mandan	ND	575	568	540	504	558	621	529	544	679
Sharp	Andrea	Stafford	VA	554	620 \$8	594	573	631 \$8	564	537	634 \$20	720
Sogn	Kristi	Gillette	WY	535	551	566	542	547	563	517	595	708
Toussaint	Barbara	Lake In The Hills	IL	505	571	566	525	538	579	514	520	640
Waddell	Patsy	Eagle Rock	VA	629 \$8	559	569	601	578	578	597	563	755 \$8
Webber	Lynn	Severna Park	MD	545	605	546	584	567	545	563	549	666



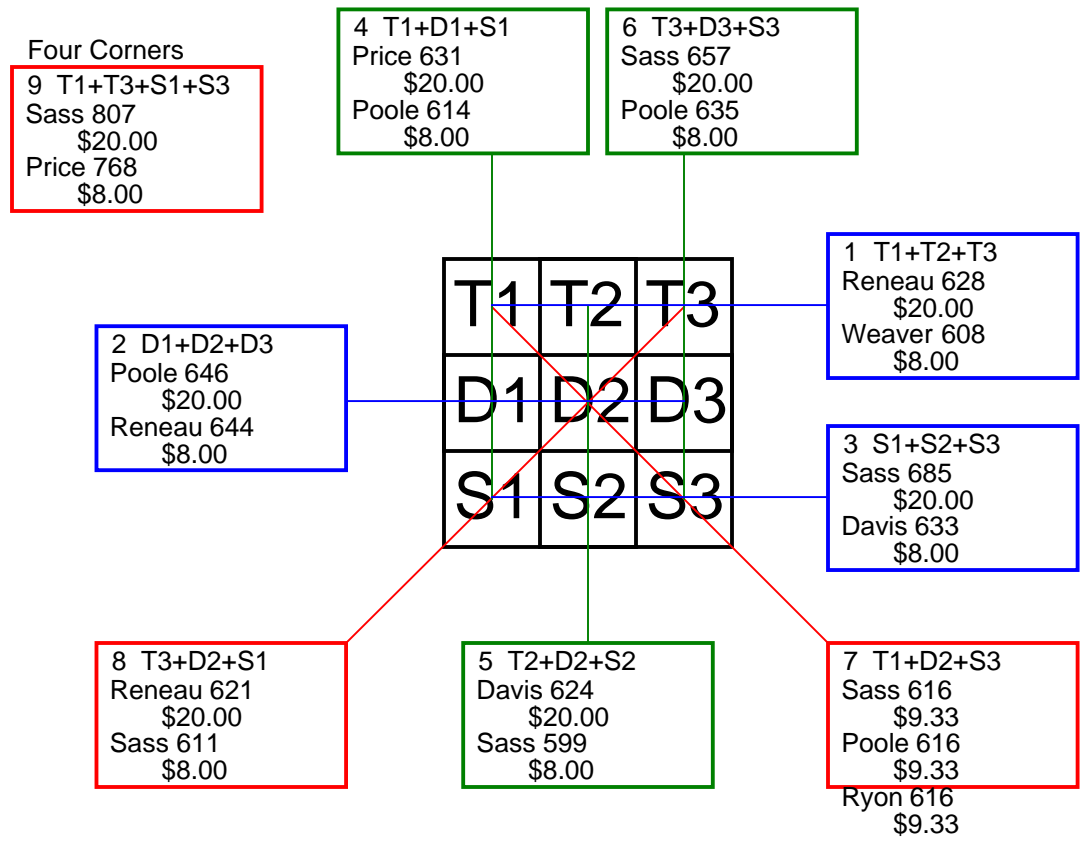
Last Name	First Name	City	State	T1+T2+T3	D1+D2+D3	S1+S2+S3	T1+D1+S1	T2+D2+S2	T3+D3+S3	T1+D2+S3	T3+D2+S1	T1+T3+S1+S3
Andrews	Jane	Washington	DC	653 \$20	554	601	544	645 \$8	619	586	566	755
Astroski	Katherine	Beavercreek	OH	584	539	568	563	571	557	572	555	759
Bass	Brenda	Conroe	TX	549	534	524	520	540	547	515	534	672
Byrd	Carol	Lowell	IN	504	517	555	541	503	532	535	519	683
Harbar	Denise	Detroit	MI	623 \$8	608	640 \$20	566	634	671 \$20	633 \$20	608 \$8	794 \$20
Jones	Tracy	Leavenworth	KS	554	529	632 \$8	612	554	549	589	526	754
Marsh	Lois	New Caney	TX	576	666 \$14	599	623 \$20	594	624	604	613 \$20	761
Pelezo	Paula	Pensacola	FL	597	556	554	605	580	522	593	593	718
Petrick	Sharron	Petersburg	VA	442	535	550	516	537	474	511	538	621
Pittser	Jeanette	Huntersville	NC	580	530	532	559	559	524	555	490	670
Smith	Debra	Capitol Heights	MD	613	666 \$14	576	606	673 \$20	576	619 \$8	602	705
Taylor	Myra	Aberdeen	MD	492	489	545	475	508	543	527	515	666
Wells	Karen	Detroit	MI	539	491	513	536	495	512	493	469	635
Yahnke	Joan	Brookfield	WI	592	634	604	614 \$8	581	635 \$8	614	556	762 \$8



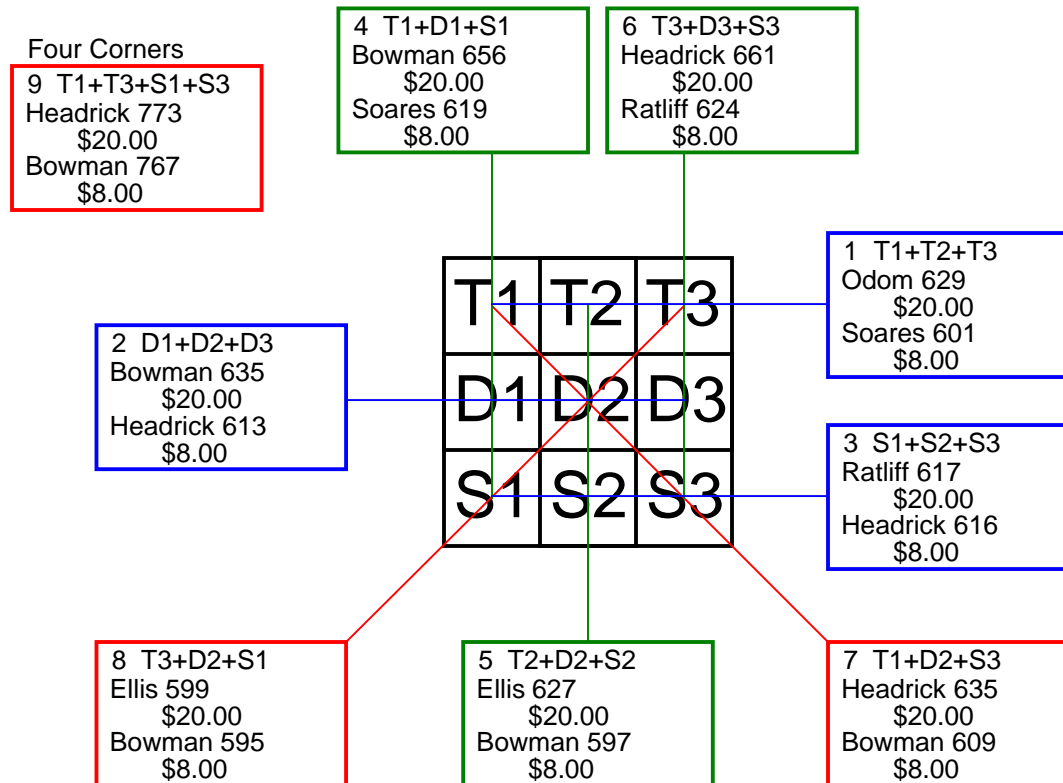
Last Name	First Name	City	State	T1+T2+T3	D1+D2+D3	S1+S2+S3	T1+D1+S1	T2+D2+S2	T3+D3+S3	T1+D2+S3	T3+D2+S1	T1+T3+S1+S3
Amen	Donna	Douglas	WY	539	575	520	632 \$20	512	490	529	540	667
Bandurski	Diane	Milwaukee	WI	595	532	636 \$20	604 \$8	557	602	611	588	798 \$8
Beissel	Marilyn	Wyomissing	PA	532	517	488	499	513	525	582	495	668
Coyle	Dawn	Marlton	NJ	566	584 \$4	560	587	539	584	547	547	714
Foy	Deborah	Lake Charles	LA	471	530	500	469	529	503	509	482	586
Highfill	Jan	Wichita	KS	561	584 \$4	511	579	535	542	562	506	675
Kiss	Amanda	Tallmadge	OH	440	477	467	423	478	483	453	489	582
Laboy	Sonia	Chicago	IL	567	519	553	592	526	521	553	539	706
Luckey	Marlene	Jacksonville	FL	582	566	551	590	553	556	542	566	693
Mailhot	Cathy	Stamford	CT	641 \$20	568	603	592	585	635 \$8	614 \$20	600 \$8	780
Pordham	Dottie	Reading	PA	525	470	522	559	476	482	496	543	724
Smith	Cheryl	Miami Gardens	FL	609 \$8	604 \$20	609 \$8	593	586 \$8	643 \$20	613 \$8	652 \$20	806 \$20
Stratton	Shelby	Columbus	MS	548	551	596	534	585	576	522	577	693
Titchenal	Jeanette	Belleville	IL	576	557	590	556	614 \$20	553	522	564	688



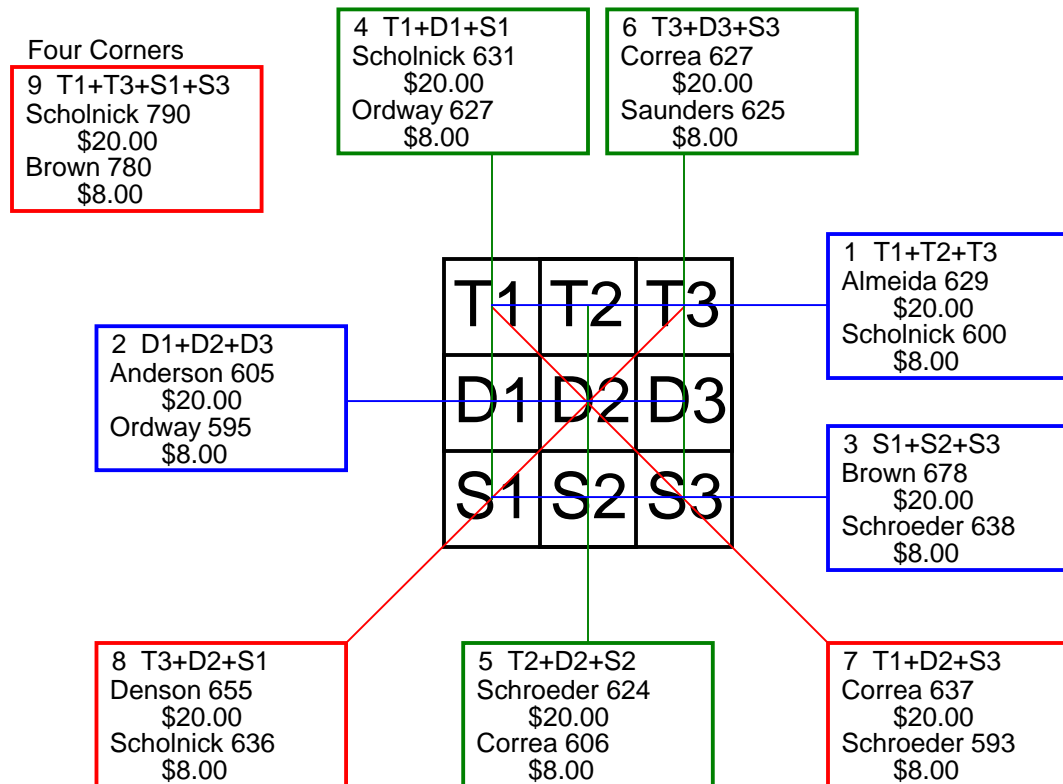
Last Name	First Name	City	State	T1+T2+T3	D1+D2+D3	S1+S2+S3	T1+D1+S1	T2+D2+S2	T3+D3+S3	T1+D2+S3	T3+D2+S1	T1+T3+S1+S3						
Davis	Ouida	San Pablo	CA	589	545	633	\$8	583	624	\$20	560	599	584	755				
Davis	Suzanne	Baroda	MI	510	465	484		457	450		552	488	482	676				
DeCoux	Betty	Lake Charles	LA	607	534	487		588	545		495	540	498	688				
Feamster	Sarah	Alderson	WV	560	544	606		578	584		548	557	529	713				
Grosvenor	Danna	Littleton	CO	537	558	553		503	574		571	512	544	672				
Marek	Rosanne	Grosse Ile	MI	541	553	620		600	569		545	556	558	733				
Pemberton	Jenifer	Lake Charles	LA	549	510	537		537	519		540	491	538	649				
Poole	Harvette	Kinston	NC	556	646	\$20	623	614	\$8	576	635	\$8	616	\$9	569	762		
Price	Jane	Benton Harbor	MI	601	572		584	631	\$20	529	597	546	605	768	\$8			
Reneau	Courtney	Coldwater	MI	628	\$20	644	\$8	511	600	583	600	580	621	\$20	726			
Ryon	Sharon	St Leonard	MD	554	548	512		598	524		492	616	\$9	604	747			
Sass	Kimberly	Dekalb	IL	553	582	685	\$20	564	599	\$8	657	\$20	616	\$9	611	\$8	807	\$20
Thornton	Barbara	Clinton	MS	543	642	619		609	593		602	575	549	715				
Weaver	Marci	Queen Creek	AZ	608	\$8	536	584	606	575		547	566	570	741				



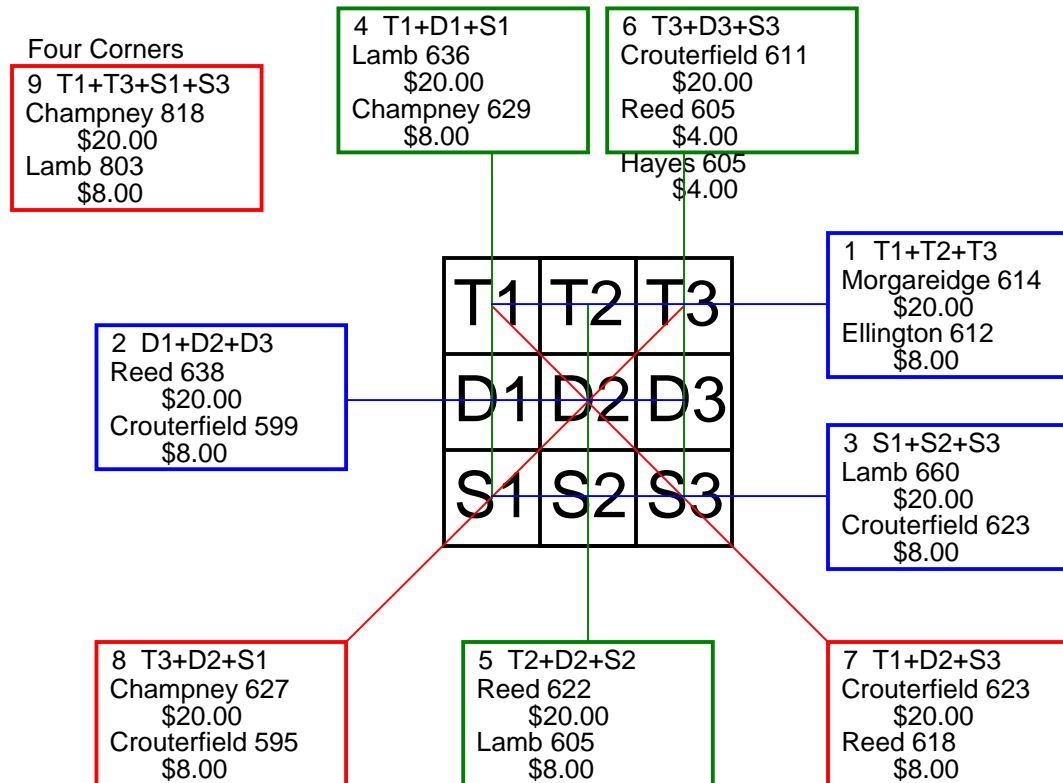
Last Name	First Name	City	State	T1+T2+T3	D1+D2+D3	S1+S2+S3	T1+D1+S1	T2+D2+S2	T3+D3+S3	T1+D2+S3	T3+D2+S1	T1+T3+S1+S3						
Bowman	Kathy	Sunnyvale	CA	592	635	\$20	594	656	\$20	597	\$8	568	609	\$8	595	\$8	767	\$8
Corley	Nancy	Glendale	AZ	493	470		510	456		514		503	554		508		631	
Ellis	Joanne	St Clair Shores	MI	592	611		562	554	\$20	584		570	599	\$20	671			
Headrick	Nancy	Fort Collins	CO	554	613	\$8	616	\$8		535	587	661	\$20	635	\$20	590	773	\$20
Jones	Patricia	Elkins Park	PA	468	510		500	480		482		516	452		481		593	
Kagawa	Eileen	Colorado Springs	CO	524	607		510	606		555		480	500		489		625	
Lefler	Theresa	Grand Rapids	MI	507	496		308	456		488		367	320		523		499	
Odom	Jhaelyn A	Baton Rouge	LA	629	\$20	523	574	576		593		557	591		571		722	
Ratliff	Maggie	Fresno	CA	546	605		617	\$20	614	530		624	\$8	583	578	761		
Soares	Rosemarie	Tampa	FL	601	\$8	581	604	619	\$8	580		587	608		572	762		
Sorenson	Alyshia	Conklin	MI	545	547		479	540		552		479	509		572	654		
Stein	Kathryn	Williamstown	NJ	538	540		521	555		501		543	542		523	668		
Stroderd	Debbie	Lake Charles	LA	508	508		578	495		530		569	504		562	693		
Williams	Debbie	Beaumont	TX	514	504		451	506		497		466	468		501	634		



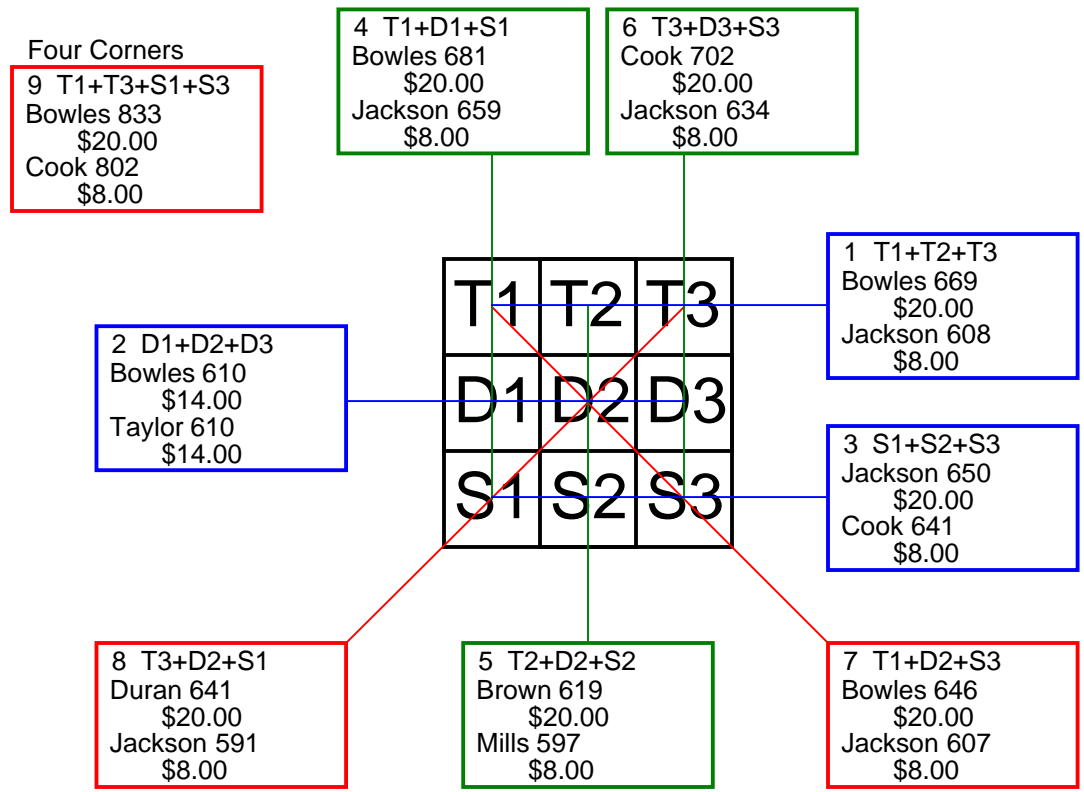
Last Name	First Name	City	State	T1+T2+T3	D1+D2+D3	S1+S2+S3	T1+D1+S1	T2+D2+S2	T3+D3+S3	T1+D2+S3	T3+D2+S1	T1+T3+S1+S3
Almeida	Kim	Sylvania	OH	629 \$20	546	543	526	588	604	576	578	681
Anderson	Coleen	Clay Center	NE	523	605 \$20	577	575	545	585	553	551	696
Bamping	Elaine	Selma	CA	514	555	500	502	576	491	516	525	606
Brown	Lavern	Paterson	NJ	543	568	678 \$20	594	583	612	543	614	780 \$8
Correa	Christine	Browns Mills	NJ	562	590	610	529	606 \$8	627 \$20	637 \$20	586	742
Denson	Susan	Springfield	OH	550	563	585	598	537	563	525	655 \$20	744
Johnstone	Linda	Tucson	AZ	510	517	565	486	560	546	497	519	641
Miner	Violet	Laverne	OK	499	572	553	525	518	581	521	475	639
Ordway	Kathy	Gaylord	MI	545	595 \$8	600	627 \$8	544	569	567	568	735
Saunders	Debra	Prince George	VA	566	567	593	555	546	625 \$8	568	561	763
Scholnick	Sandy	Coarsegold	CA	600 \$8	586	619	631 \$20	581	593	560	636 \$8	790 \$20
Schroeder	Lacey	Camden	AR	568	565	638 \$8	541	624 \$20	606	593 \$8	559	764
Taylor	Roslyn	Arlington	TX	489	526	534	523	486	540	534	522	686
Umpfenbach	Mary	St Clair Shores	MI	552	564	598	601	507	606	528	550	731



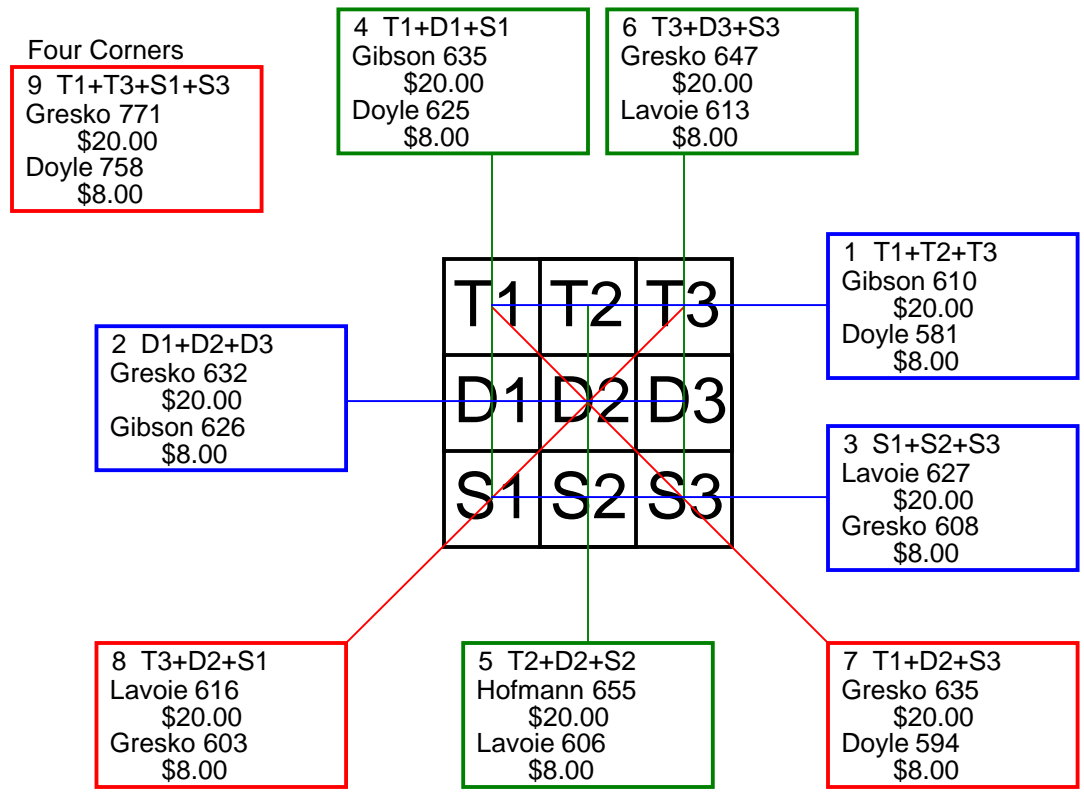
Last Name	First Name	City	State	T1+T2+T3	D1+D2+D3	S1+S2+S3	T1+D1+S1	T2+D2+S2	T3+D3+S3	T1+D2+S3	T3+D2+S1	T1+T3+S1+S3
Champney	Debra	Lindenhurst	NY	586	581	557	629 \$8	511	584	617	627 \$20	818 \$20
Crouterfield	Teresa	Standish	MI	549	599 \$8	623 \$8	588	572	611 \$20	623 \$20	595 \$8	761
Davis	Betty	Columbia	SC	600	566	584	596	579	575	603	566	763
Ellington	Geraldine	Detroit	MI	612 \$8	545	453	552	565	493	556	517	665
Haughn	Nancy	Ottawa	OH	599	500	538	556	514	567	533	519	757
Hayes	Michelle	Verona	NJ	533	542	538	486	522	605 \$4	554	535	681
Kelley	Ann	Hillsboro	ND	589	587	563	578	575	586	533	590	737
Lamb	Alicia	Hales Corners	WI	569	575	660 \$20	636 \$20	605 \$8	563	611	568	803 \$8
McKimmy	Madaline	Plymouth	MI	521	534	475	451	566	513	490	492	588
Morgareidge	Lee	Sheridan	WY	614 \$20	574	532	599	578	543	526	576	716
Reed	Beverly	Chicago	IL	603	638 \$20	592	606	622 \$20	605 \$4	618 \$8	588	727
Simon	Betty	Gonzales	LA	533	535	577	572	504	569	527	556	711
Son	Robin	Trinity	AL	605	539	549	567	595	531	565	546	741
Wolfe	Linda	Masontown	WV	600	531	579	566	565	579	542	573	760



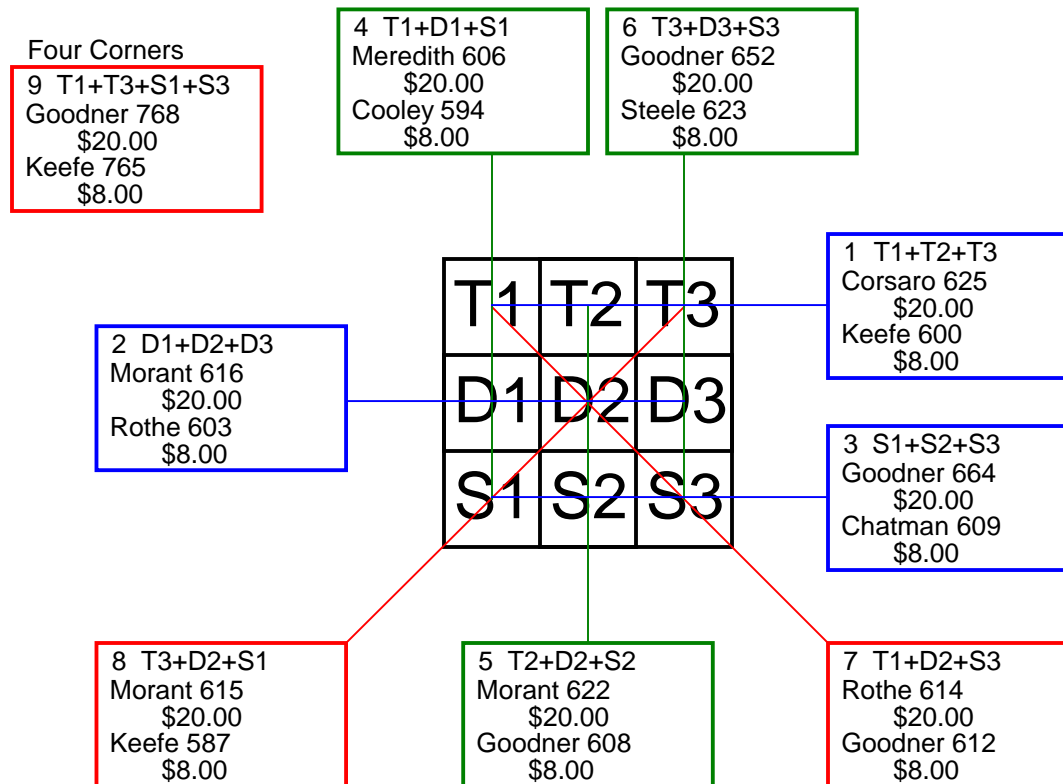
Last Name	First Name	City	State	T1+T2+T3	D1+D2+D3	S1+S2+S3	T1+D1+S1	T2+D2+S2	T3+D3+S3	T1+D2+S3	T3+D2+S1	T1+T3+S1+S3
Ashworth	Linda	Orange	TX	565	555	526	506	579	561	533	561	661
Bowles	Marilyn	Orange	NJ	669 \$20	610 \$14	603	681 \$20	591	610	646 \$20	590	833 \$20
Brown	Lisa	Chandler	AZ	572	568	583	494	619 \$20	610	575	570	686
Cook	Linda	Sarasota	FL	590	596	641 \$8	582	543	702 \$20	560	587	802 \$8
Duran	Teresa	Chicago	IL	562	590	556	571	591	546	540	641 \$20	700
Frederick	Shaleen	Clio	MI	506	508	511	498	504	523	483	492	601
Hikade	Catherine	Dearborn	MI	534	456	397	477	474	436	454	516	595
Inger	Carla	Grand Rapids	MI	483	528	475	490	477	519	473	467	604
Jackson	Alicia	Toledo	OH	608 \$8	596	650 \$20	659 \$8	561	634 \$8	607 \$8	591 \$8	801
Knodt	Constance	Essex Junction	VT	542	476	481	505	462	532	481	515	655
Lindsay	Karen M	Washington	DC	524	516	534	507	529	538	532	528	660
Mills	Carole	Franklin	NJ	537	597	589	582	597 \$8	544	597	580	688
Taylor	Andrea	Waconia	MN	589	610 \$14	613	634	568	610	587	569	760
Wibber	JoAnn	Bridgewater	NJ	469	548	578	506	560	529	580	552	671



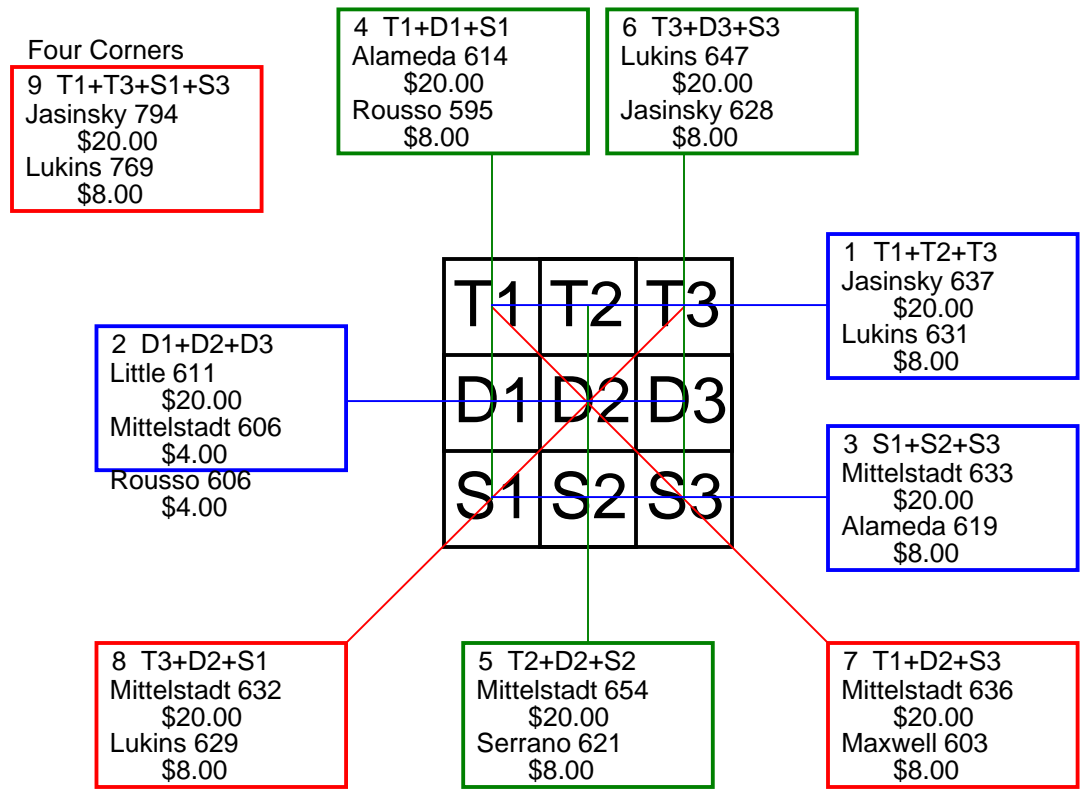
Last Name	First Name	City	State	T1+T2+T3	D1+D2+D3	S1+S2+S3	T1+D1+S1	T2+D2+S2	T3+D3+S3	T1+D2+S3	T3+D2+S1	T1+T3+S1+S3
Burke	Gwendolyn	New Haven	CT	513	592	597	586	507	609	570	549	726
Davis	Jackie R	Reisterstown	MD	564	599	582	595	559	591	553	592	721
Doyle	Penny	Clio	MI	581 \$8	615	602	625 \$8	567	606	594 \$8	592	758 \$8
Gibson	Joann	Ash Flat	AR	610 \$20	626 \$8	544	635 \$20	558	587	579	599	752
Gresko	Becky	Henderson	NV	570	632 \$20	608 \$8	599	564	647 \$20	635 \$20	603 \$8	771 \$20
Hartley	Renetta	Beech Grove	IN	571	567	561	559	567	573	585	577	747
Hofmann	Debbie	Brooklyn Pk	MN	564	622	555	531	655 \$20	555	577	565	675
James	Karen	Milpitas	CA	544	512	526	542	503	537	494	529	675
Lavoie	Sharon	Cantonment	FL	575	548	627 \$20	531	606 \$8	613 \$8	559	616 \$20	745
Manigo	Robbie	Paterson	NJ	493	518	418	483	442	504	477	535	627
Stang	Felice	Newark	DE	491	581	597	544	517	608	577	531	696
Tharp	Marie	Eldridge	IA	530	545	524	502	570	527	533	515	654
Torok	Melissa	Upper Black Eddy	PA	464	494	601	546	486	527	556	545	723
Vasquez	Martha	Fayetteville	NC	466	504	561	444	540	547	506	494	657



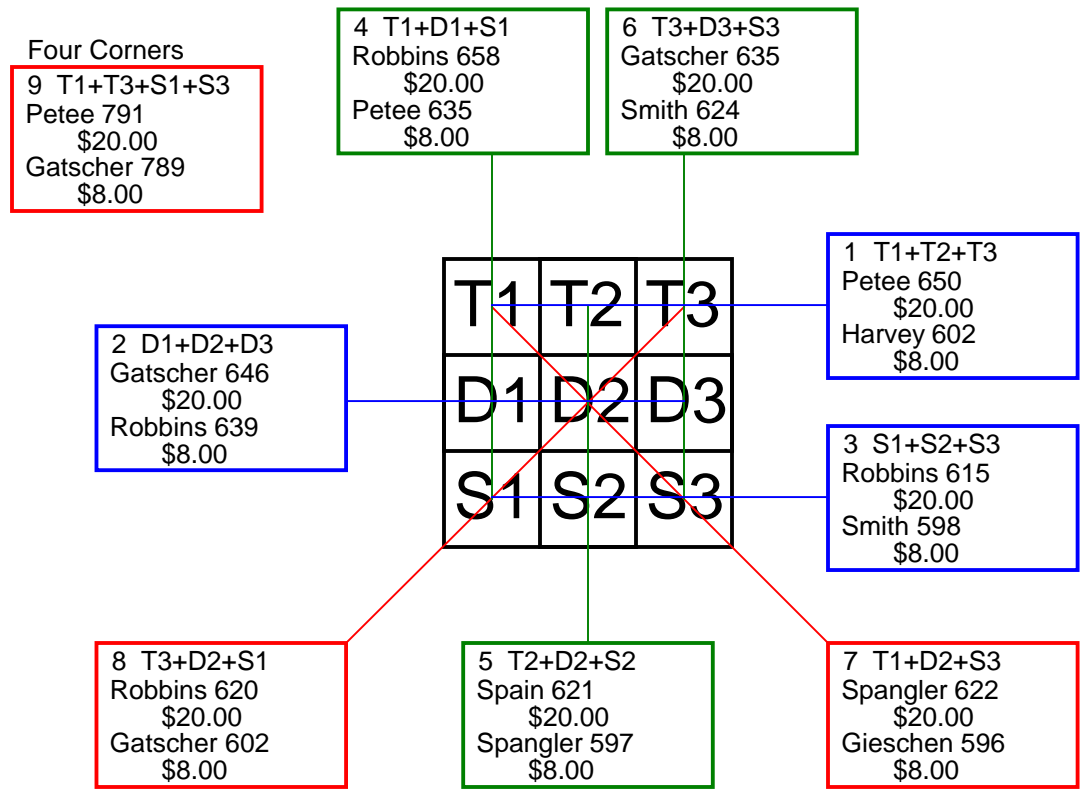
Last Name	First Name	City	State	T1+T2+T3	D1+D2+D3	S1+S2+S3	T1+D1+S1	T2+D2+S2	T3+D3+S3	T1+D2+S3	T3+D2+S1	T1+T3+S1+S3
Anderson	Karla L	St Clair Shores	MI	544	566	518	505	551	572	513	535	674
Bahmiller	Kathleen	Bismarck	ND	510	586	524	546	540	534	532	550	675
Chatman	Florida	Chicago	IL	552	514	609 \$8	591	555	529	535	545	731
Cooley	Mary	Montgomery	AL	556	563	518	594 \$8	526	517	587	498	697
Corsaro	Dana	Aurora	CO	625 \$20	551	580	567	600	589	586	562	753
Goodner	Linda	Mena	AR	576	578	664 \$20	558	608 \$8	652 \$20	612 \$8	560	768 \$20
Keefe	Charlene	Elk Grove	CA	600 \$8	544	562	571	550	585	577	587 \$8	765 \$8
Lane	Rhonda	Indianapolis	IN	523	545	558	524	526	576	535	521	696
Meredith	Christina	Canton	MI	578	548	583	606 \$20	507	596	540	579	761
Minino	Suzy	Omaha	NE	475	550	544	501	560	508	483	462	621
Morant	Wanda	Powder Springs	GA	585	616 \$20	606	574	622 \$20	611	593	615 \$20	734
Rothe	Lisa	Saint Louis	MO	538	603 \$8	571	544	579	589	614 \$20	579	745
Steele	Laura	Cheyenne	WY	584	544	490	527	468	623 \$8	551	556	743
Wadley	Louise	Cherokee Village	AR	494	550	548	526	534	532	530	560	649



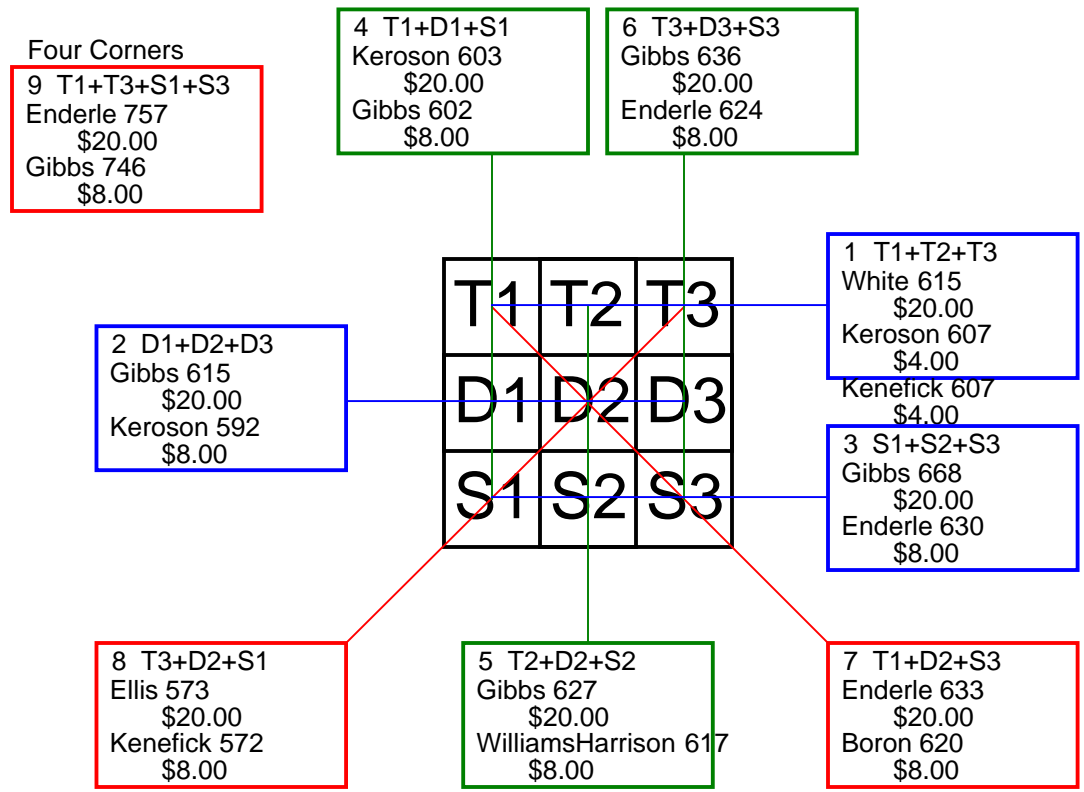
Last Name	First Name	City	State	T1+T2+T3	D1+D2+D3	S1+S2+S3	T1+D1+S1	T2+D2+S2	T3+D3+S3	T1+D2+S3	T3+D2+S1	T1+T3+S1+S3
Alameda	Dolores	Mammoth	AZ	548	564	619	\$8	614	\$20	561	556	739
Brakenberry	Tonya	Pigeon	MI	518	563	499		494		546	540	619
Cordry	Jennifer	Lake Havasu City	AZ	542	532	529		516		510	577	705
Gallagher	Penny	Peoria	AZ	512	586	512		549		524	537	700
Jasinsky	Lisa	West Jefferson	OH	637	\$20	540		567		549	628	\$8
Kassing	Doris	Monrovia	IN	558		517		534		564	530	515
Little	Fay	Hilliard	OH	569		611	\$20	575		582	581	592
Lukins	Jeannie	Whiteland	IN	631	\$8	602		510		515	581	647
Maxwell	Arlene	Brooklyn	NY	579		530		601		551	590	569
Mittelstadt	Barb	Eau Claire	WI	569		606	\$4	633	\$20	570	654	\$20
Odom	Betty A	Baton Rouge	LA	551		536		517		543	500	561
Prokopec	Alison	Aurora	IL	602		564		571		579	591	567
Rouso	Julie	Kenner	LA	568		606	\$4	602		595	\$8	571
Serrano	Melissa	Swedesboro	NJ	588		542		549		502	621	\$8
										556	575	565
										525	507	619
										514	542	705
										584	591	700
										574	573	794
										\$8	523	678
										583	592	727
										579	629	\$8
										\$20	579	629
										\$8	\$8	769
										\$8	603	608
										\$20	\$20	723
										510	538	683
										544	605	712
										596	558	760
										568	518	655



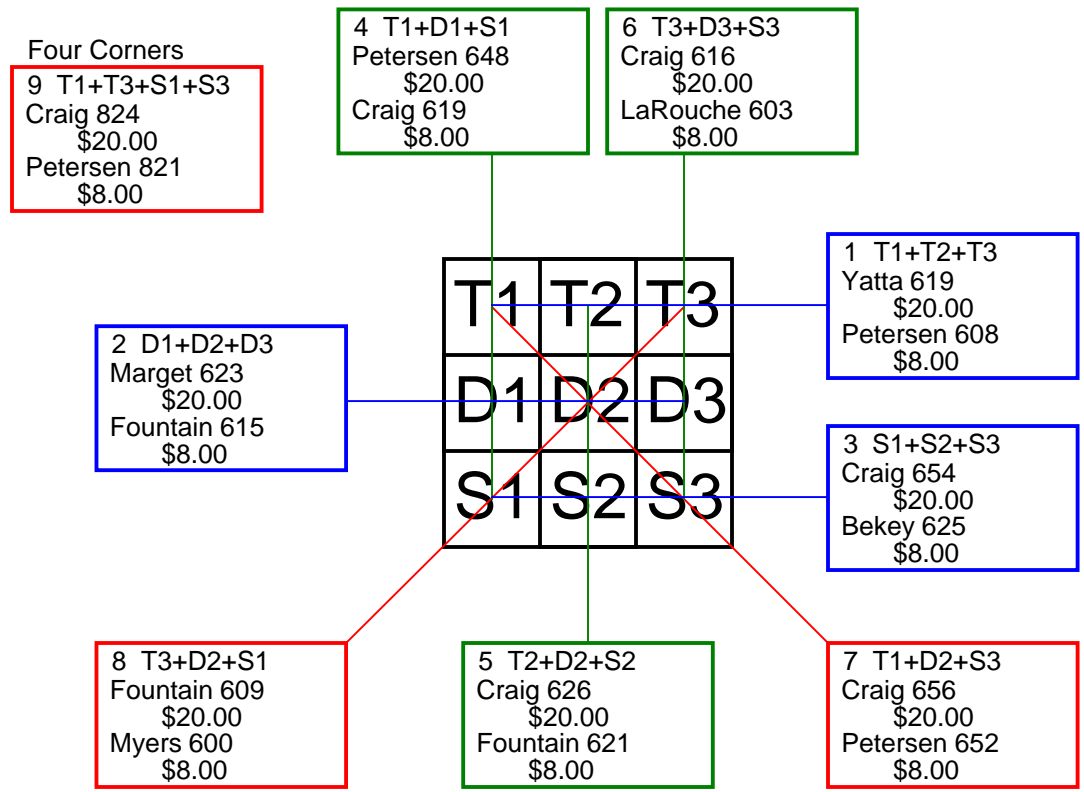
Last Name	First Name	City	State	T1+T2+T3	D1+D2+D3	S1+S2+S3	T1+D1+S1	T2+D2+S2	T3+D3+S3	T1+D2+S3	T3+D2+S1	T1+T3+S1+S3
Cole	Elyce	Verona	NJ	584	584	577	599	564	582	570	582	728
Fields	Fern	Conroy	IA	513	558	541	495	561	556	562	501	656
Francoeur	Barbara	Jonesville	MI	586	552	547	531	562	592	540	505	702
Gatscher	Dionne	Trenton	MI	601	646 \$20	559	621	550	635 \$20	578	602 \$8	789 \$8
Gieschen	Cindy	Saint Petersburg	FL	568	563	553	535	536	613	596 \$8	538	733
Harvey	Mary	Boise	ID	602 \$8	530	512	544	505	595	517	536	750
Maze	Patrice	Chicago	IL	437	525	513	512	441	522	491	483	628
Petee	Ruth	Toledo	OH	650 \$20	596	578	635 \$8	578	611	582	599	791 \$20
Robbins	Joan	Seffner	FL	570	639 \$8	615 \$20	658 \$20	562	604	594	620 \$20	764
Smith	Cathy	Richmond	VA	526	588	598 \$8	571	517	624 \$8	586	510	764
Spain	Dena B	Largo	MD	551	591	587	546	621 \$20	562	560	593	698
Spangler	Barbara	Flat Rock	MI	555	570	564	544	597 \$8	548	622 \$20	539	715
Walker-Epmeier	Rosalinda	Danville	IL	523	528	581	526	545	561	518	536	671
Wireman	Gathel	French Creek	WV	557	530	546	603	507	523	523	505	692



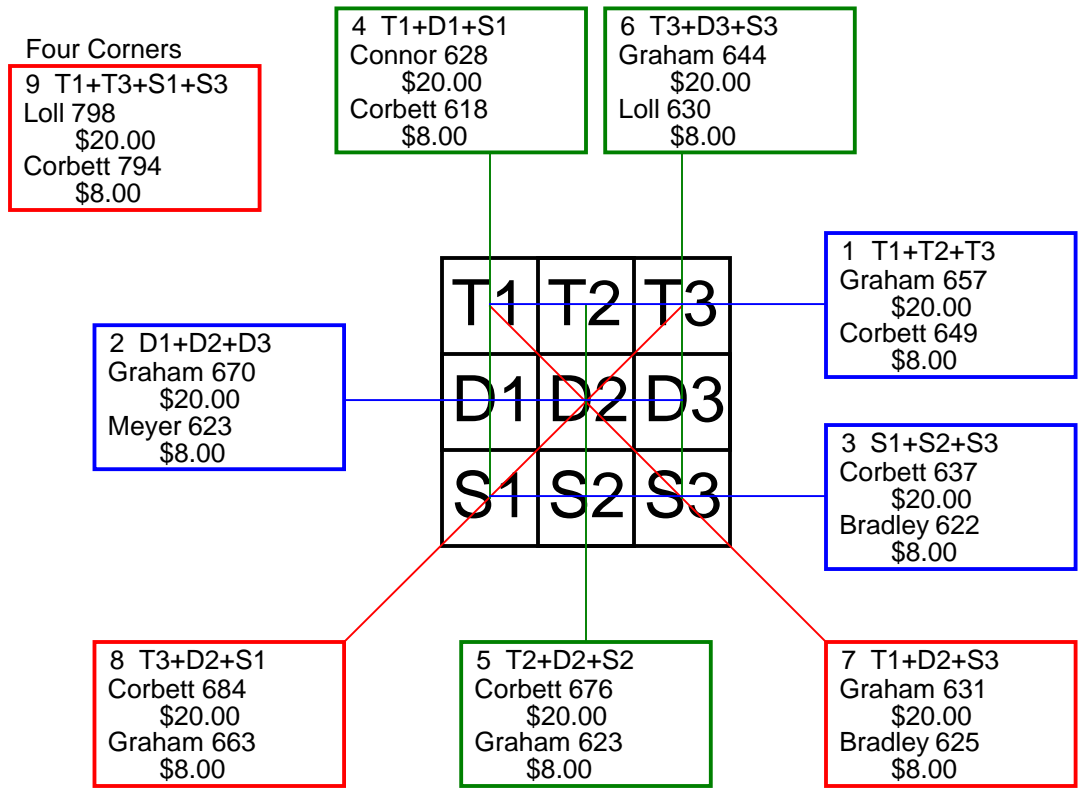
Last Name	First Name	City	State	T1+T2+T3	D1+D2+D3	S1+S2+S3	T1+D1+S1	T2+D2+S2	T3+D3+S3	T1+D2+S3	T3+D2+S1	T1+T3+S1+S3
Boron	Martha	Canton	MI	525	565	575	519	581	565	620 \$8	562	696
Cain	Barbara	Livonia	MI	535	485	162	389	371	422	365	375	410
Ellis	JeanC	Oakland	CA	578	552	544	517	583	574	545	573 \$20	701
Enderle	Beverly	Aurora	NE	591	573	630 \$8	562	608	624 \$8	633 \$20	541	757 \$20
Gibbs	Raechel	Sand Lake	MI	582	615 \$20	668 \$20	602 \$8	627 \$20	636 \$20	573	560	746 \$8
Kenefick	Olivia	Elk Mound	WI	607 \$4	561	515	541	561	581	586	572 \$8	722
Keroson	Lana	Park City	IL	607 \$4	592 \$8	562	603 \$20	603	555	553	544	690
Langtry	Tina	Katy	TX	507	506	552	508	501	556	512	538	681
Miggins	Elmaire	Jackson	MS	561	551	537	577	526	546	531	518	671
Mihalek	Laura	Warrensville Height	OH	483	562	449	476	495	523	476	471	577
Price	Losha	Benton Harbor	MI	509	586	573	482	592	594	549	523	658
Scaccia	Jennifer	Park Forest	IL	492	536	456	483	494	507	462	529	620
White	Elaine	Mayer	MN	615 \$20	518	568	600	576	525	559	540	730
WilliamsHarrison	Marquet	Matoaca	VA	523	572	562	537	617 \$8	503	515	544	649



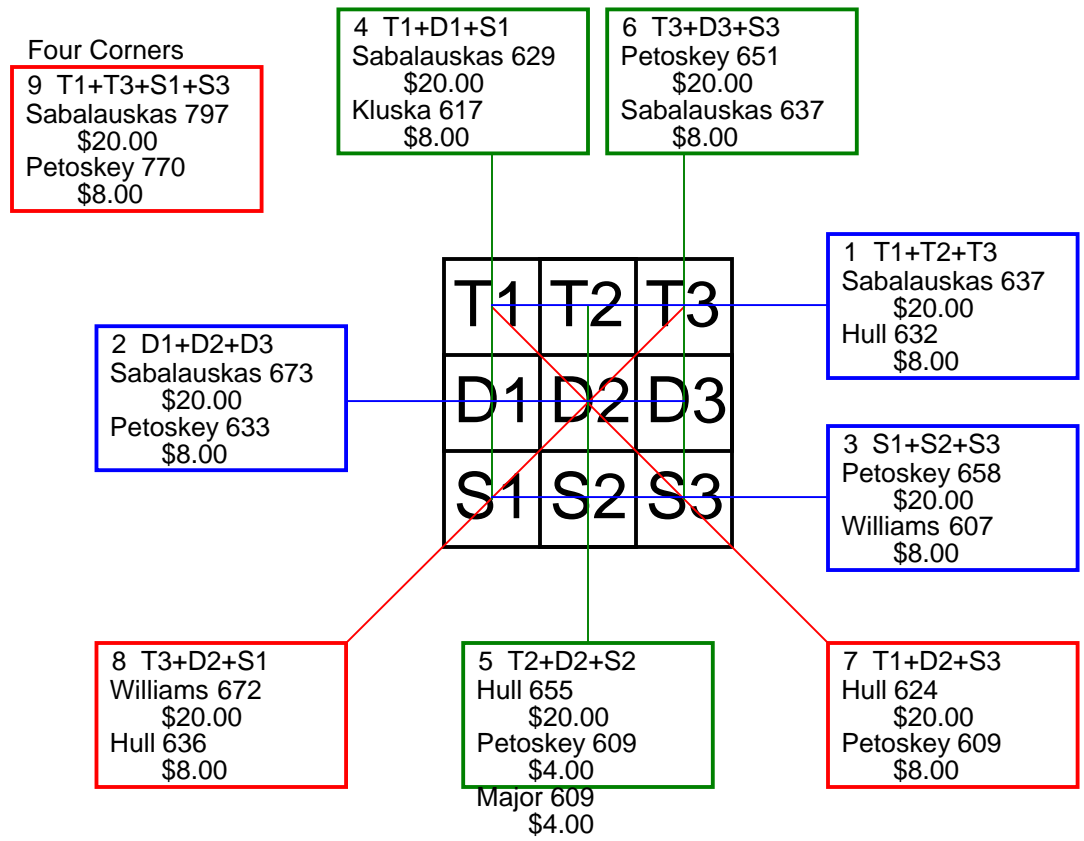
Last Name	First Name	City	State	T1+T2+T3	D1+D2+D3	S1+S2+S3	T1+D1+S1	T2+D2+S2	T3+D3+S3	T1+D2+S3	T3+D2+S1	T1+T3+S1+S3
Bekey	Leemoi	San Rafael	CA	520	575	625	\$8	618	510	592	612	751
Craig	Melinda	Lexington	KY	594	613	654	\$20	619	\$8	626	\$20	824
Fountain	Laura	Soperton	GA	581	615	\$8	605	582	\$8	598	\$20	708
Gianoli	Agnes	Athens	WI	545	508	570	469	604	550	518	536	653
Kenworthy	Dalisay	Pennsauken	NJ	501	572	584	533	583	541	528	571	662
LaRouche	Michele	Westland	MI	536	567	587	529	558	603	\$8	546	730
Marget	Diane	Champlin	MN	571	623	\$20	581	585	601	589	535	736
Myers	Rose Marie	Pasadena	MD	581	535	575	598	562	531	600	\$8	763
Parsons	Shelly	Chillicothe	OH	499	515	512	514	486	526	482	550	682
Petersen	Rose	Overgaard	AZ	608	\$8	576	582	648	\$20	537	\$8	821
Riskovich	Linda	Flint	MI	488	575	533	549	521	526	519	539	638
Rousseau	Clara	Seminole	FL	518	565	408	524	591	376	404	552	504
White	Phyllis	Westerville	OH	527	528	507	524	538	500	531	523	678
Yatta	Jean	Chandler	AZ	619	\$20	611	522	538	619	595	613	726



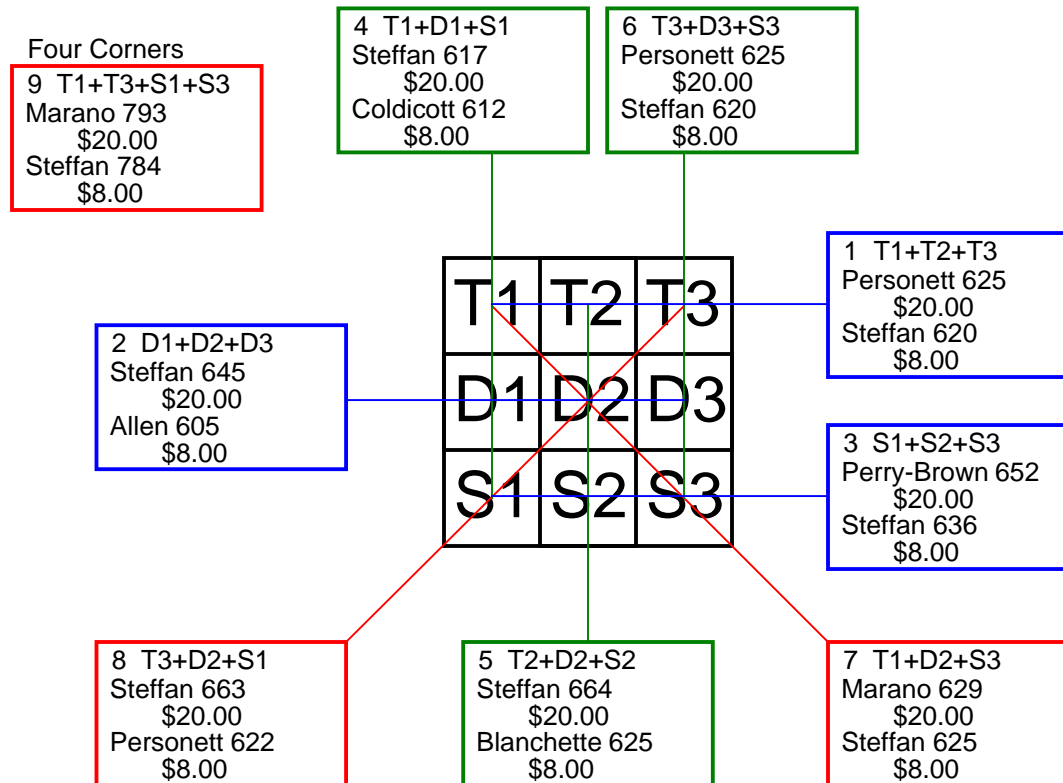
Last Name	First Name	City	State	T1+T2+T3	D1+D2+D3	S1+S2+S3	T1+D1+S1	T2+D2+S2	T3+D3+S3	T1+D2+S3	T3+D2+S1	T1+T3+S1+S3
Bradley	Cindy	Williamsport	OH	545	604	622 \$8	552	602	617	625 \$8	606	755
Breashears	Vernal	Chicago	IL	534	533	529	509	532	555	505	509	644
Burton	Shirley	Glendora	CA	557	504	123	393	401	390	376	416	409
Connor	Linda	Pueblo	CO	554	591	583	628 \$20	534	566	568	563	740
Corbett	Charlene	Farmington	ME	649 \$8	592	637 \$20	618 \$8	676 \$20	584	613	684 \$20	794 \$8
Fisher	Carrie	Winston Salem	NC	505	617	568	580	571	539	569	536	664
Graham	Jean	Jamaica	NY	657 \$20	670 \$20	528	588	623 \$8	644 \$20	631 \$20	663 \$8	773
Kettle	Sue	Yreka	CA	459	484	556	494	499	506	499	467	639
Laney	Thomasina	Charlotte	NC	574	587	565	603	557	566	556	566	713
Loll	Vicky	Clio	MI	573	532	621	555	541	630 \$8	566	615	798 \$20
Meyer	Camille	Cedar Rapids	IA	574	623 \$8	544	607	544	590	550	606	719
Milton	Cardie	Los Angeles	CA	593	569	528	550	614	526	555	528	658
Owen	Brenda	Bay City	TX	577	576	507	530	554	576	557	660	710
Potter	Susan	Springfield	OH	564	551	576	573	579	539	525	585	706



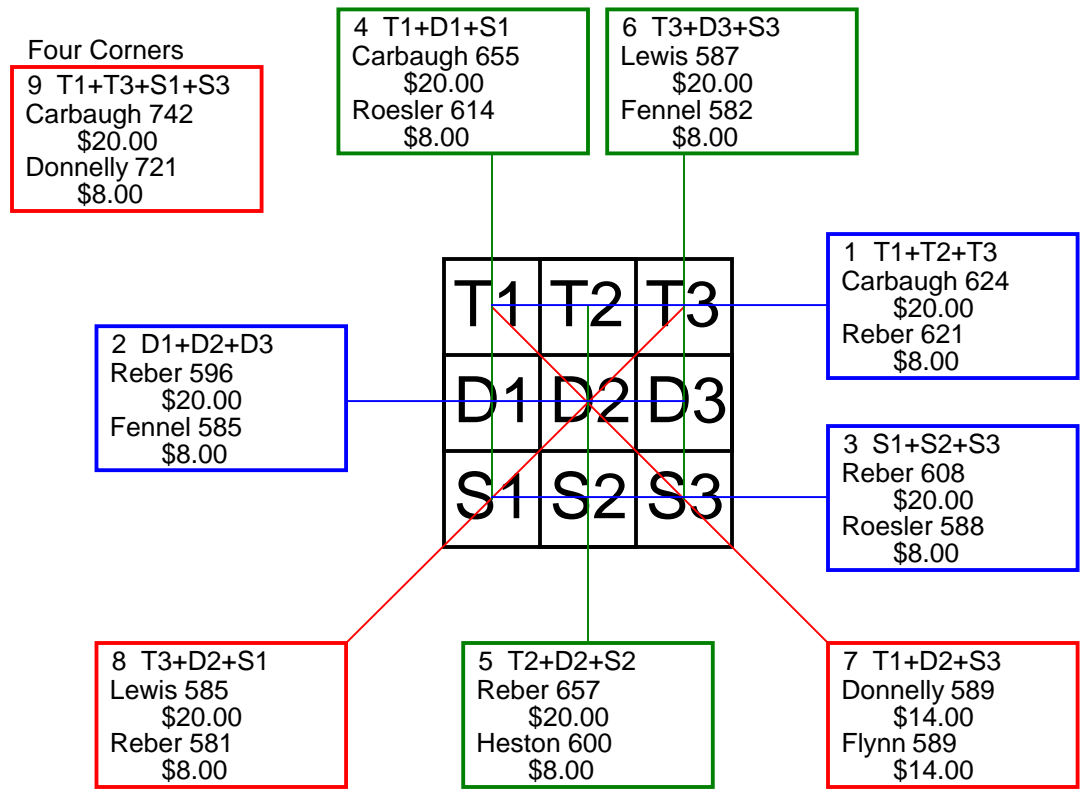
Last Name	First Name	City	State	T1+T2+T3	D1+D2+D3	S1+S2+S3	T1+D1+S1	T2+D2+S2	T3+D3+S3	T1+D2+S3	T3+D2+S1	T1+T3+S1+S3
Carter	Debra	Roselle	NJ	492	525	568	519	560	506	546	587	669
Derksen	Carol	Oshkosh	WI	506	543	470	533	506	480	482	492	614
Gomes	Ruth	Des Moines	IA	481	528	510	517	486	516	518	548	649
Hecksel	Marlene	Watertown	MN	524	618	597	568	582	589	561	560	674
Hull	Marcella	Camdenton	MO	632 \$8	601	569	580	655 \$20	567	624 \$20	636 \$8	758
Kluska	Nyla	Westland	MI	524	593	563	617 \$8	526	537	557	472	708
Major	Cindi	Columbus	KS	611	618	580	606	609 \$4	594	602	577	751
Mistler	Nadine	Carrollton	MO	551	556	564	549	576	546	564	530	667
Nelson	Penny	Eau Claire	WI	539	539	518	559	487	550	518	550	689
Petoskey	Cathy	Mboro	TN	556	633 \$8	658 \$20	587	609 \$4	651 \$20	609 \$8	611	770 \$8
Sabalauskas	Jodi	Pittsburgh	PA	637 \$20	673 \$20	549	629 \$20	593	637 \$8	574	631	797 \$20
Smoot	Kia	Glen Burnie	MD	535	574	538	537	535	575	558	601	739
Sosbey	Marylou	Saint Petersburg	FL	511	551	547	606	520	483	565	537	685
Williams	Lillie	Inglewood	CA	580	628	607 \$8	602	596	617	573	672 \$20	754



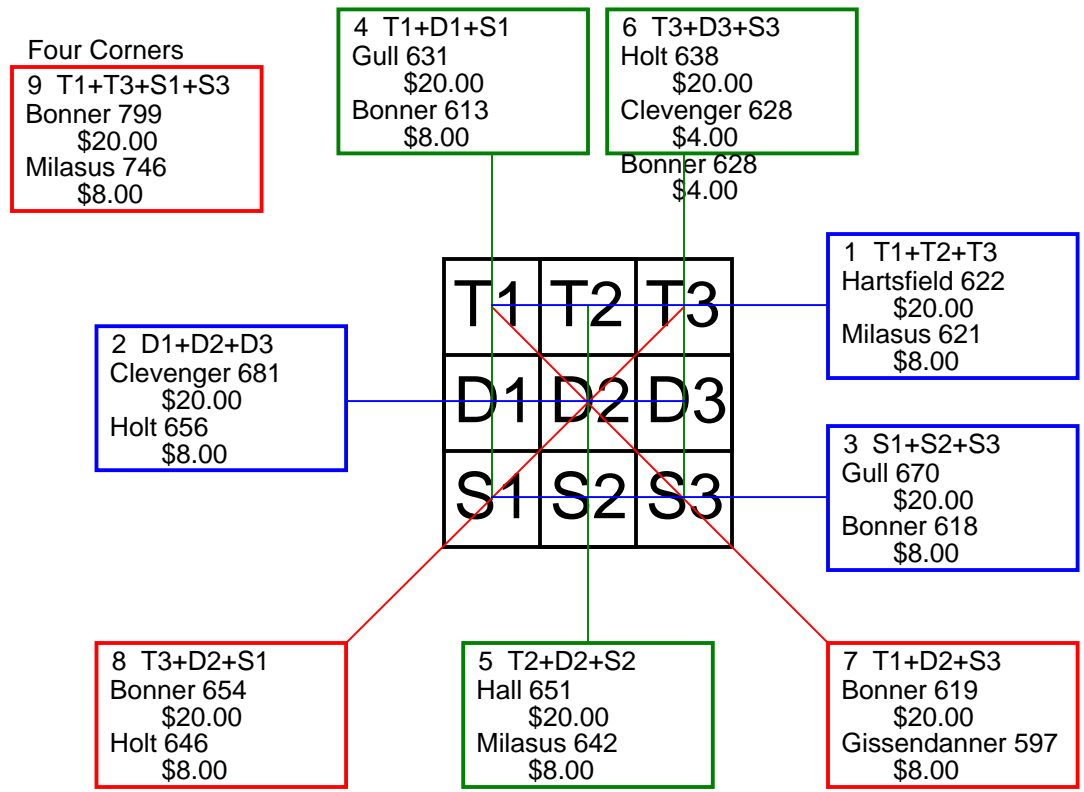
Last Name	First Name	City	State	T1+T2+T3	D1+D2+D3	S1+S2+S3	T1+D1+S1	T2+D2+S2	T3+D3+S3	T1+D2+S3	T3+D2+S1	T1+T3+S1+S3									
Allen	Robyn	Haverstraw	NY	471	605	\$8	504	486	532	562	548	468	621								
Blanchette	Kate	N Charleston	SC	582	600		547	503	625	\$8	601	569	520	659							
Coldicott	Lisa	Sterling Heights	MI	585	583		574	612	\$8	557	573	561	572	761							
Coleman	Cathy L	Kernersville	NC	575	569		587	531	611	589	574	577	698								
Fowler	Janet	New York Mills	MN	537	540		538	524	565	526	489	549	643								
Goodwill	Dawn	Winona	MN	599	544		595	574	546	618	567	546	770								
Griffis	Francine	Richmond	VA	556	512		525	503	538	552	558	573	716								
Holcomb	Ocena	Carlsbad	NM	585	602		592	605	566	608	546	593	727								
Johnston	Jayne	Chesterton	IN	495	530		538	488	530	545	469	562	678								
Marano	Chris	Canton	MI	595	588		623	600	611	595	629	\$20	611	793	\$20						
Perry-Brown	Gaynell	Leander	TX	522	555		652	\$20	589	570	570	550	558	736							
Personett	Leann	Morton	IL	625	\$20	591	567	578	580	625	\$20	611	622	\$8	771						
Schrum	Carol	Shiloh	PA	589	554		530	577	539	557	549	592	734								
Steffan	Amy	Bloomingtondale	IL	620	\$8	645	\$20	636	\$8	617	\$20	664	\$20	620	\$8	625	\$8	663	\$20	784	\$8



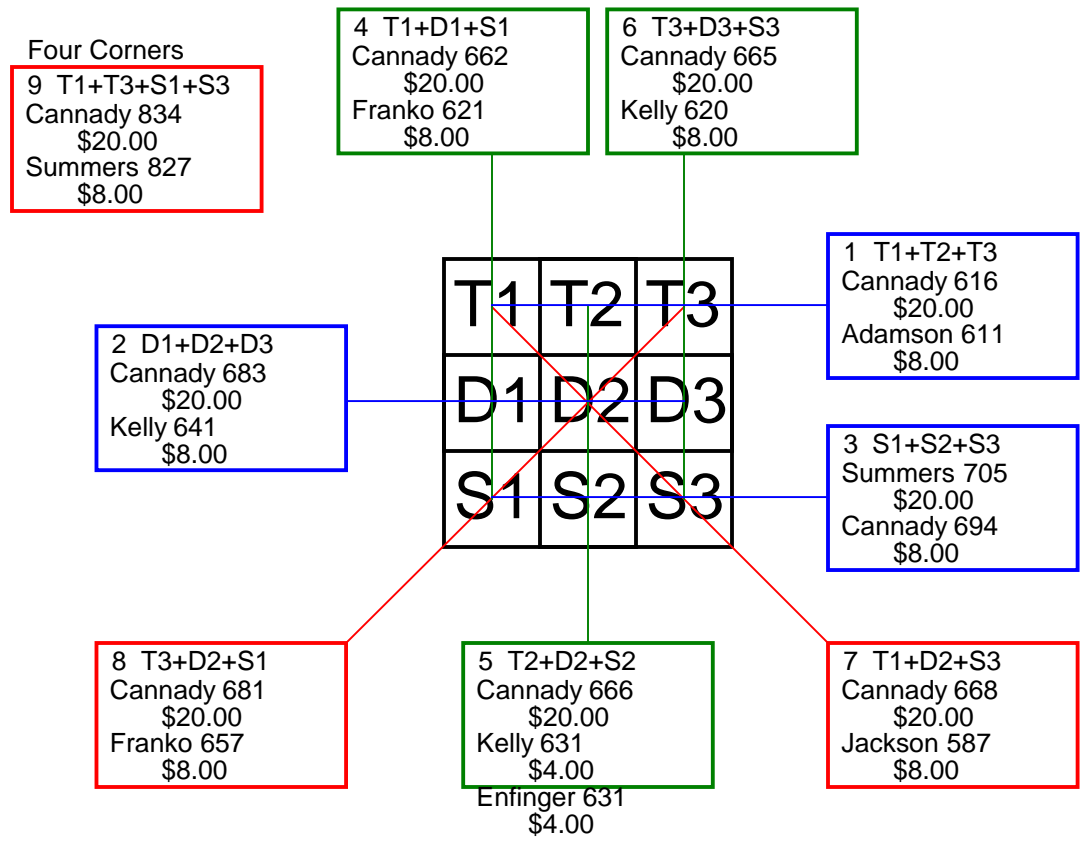
Last Name	First Name	City	State	T1+T2+T3	D1+D2+D3	S1+S2+S3	T1+D1+S1	T2+D2+S2	T3+D3+S3	T1+D2+S3	T3+D2+S1	T1+T3+S1+S3
Carbaugh	Alberta	Salisbury	NC	624 \$20	572	570	655 \$20	586	525	576	551	742 \$20
Coppin	Doris	N Las Vegas	NV	550	553	503	526	559	521	570	563	686
Donnelly	Evelyn	Bel Air	MD	571	570	526	598	514	555	589 \$14	534	721 \$8
Elliott	Jody	Morrison	CO	524	570	518	550	546	516	530	512	638
Fennel	Bonnie	Belton	MO	485	585 \$8	553	524	517	582 \$8	524	507	657
Flynn	Susan	Vergennes	VT	536	526	560	543	532	547	589 \$14	500	711
Gamboa	Naomi	El Paso	TX	549	529	573	490	593	568	528	574	709
Heston	Jeanne	Rock Island	IL	556	568	511	513	600 \$8	522	564	563	663
Hoff	Shelley	Canyon Lake	TX	545	554	536	543	536	556	508	484	661
Lewis	Andrea	Lansing	MI	551	584	577	572	553	587 \$20	560	585 \$20	702
Martyr	Kathy	Huber Heights	OH	527	508	508	518	479	546	501	484	691
Reber	Pat	Mesquite	NV	621 \$8	596 \$20	608 \$20	598	657 \$20	570	564	581 \$8	697
Roesler	Jan	Lincoln	NE	563	572	588 \$8	614 \$8	588	521	571	568	719
Wilburn	Marjorie	Ulster Park	NY	529	553	566	542	541	565	504	578	710



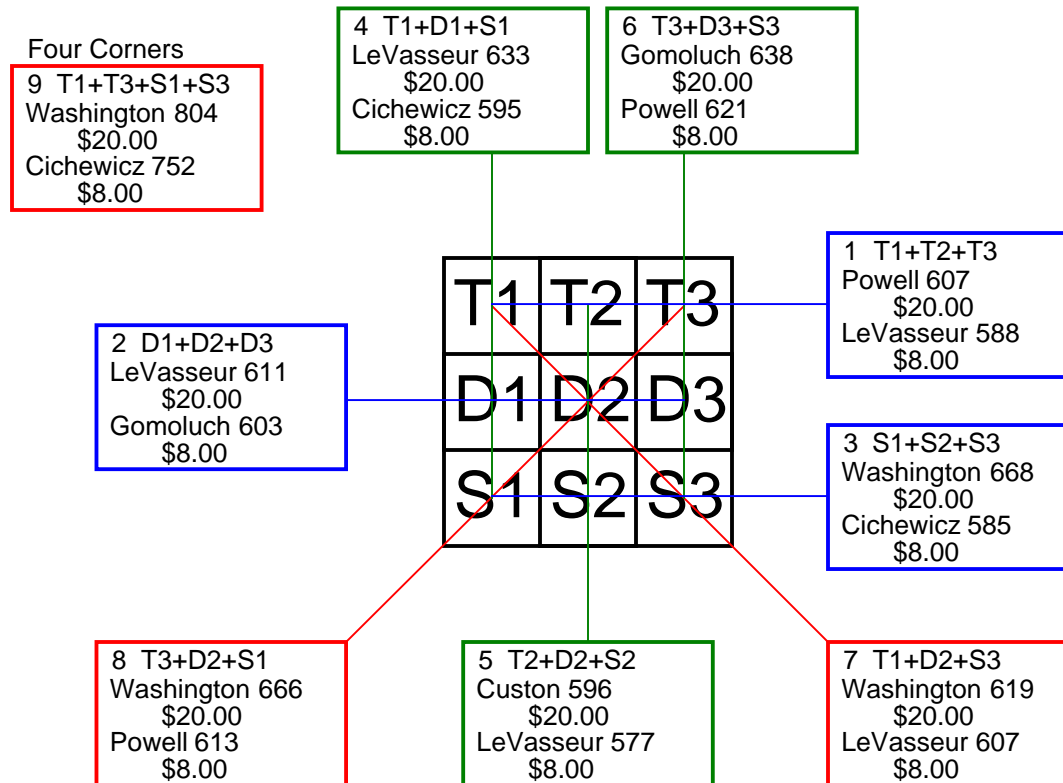
Last Name	First Name	City	State	T1+T2+T3	D1+D2+D3	S1+S2+S3	T1+D1+S1	T2+D2+S2	T3+D3+S3	T1+D2+S3	T3+D2+S1	T1+T3+S1+S3
Alley	Kaye	Kennewick	WA	504	595	583	605	516	561	555	538	719
Aurich	Alicia	Spring Lake	MI	592	479	541	540	509	563	532	581	727
Bartok	Ann	Oregon	OH	565	595	557	575	555	587	556	617	736
Bettis	Nancy	Springfield	IL	532	522	466	467	521	532	489	489	620
Bolin	Judy	Columbus	OH	600	593	586	564	606	609	592	573	727
Bonner	Josephine	Kernersville	NC	615	622	618	\$8 613	\$8 614	628 \$4	619 \$20	654 \$20	799 \$20
Clevenger	Shirley	Buckhannon	WV	539	681 \$20	556	581	567	628 \$4	561	624	708
Franklin	Norah			523	473	573	517	501	551	506	509	693
Gissendanner	Wanda	Lakeland	FL	570	576	611	603	597	557	597 \$8	593	742
Gull	Felicia	Waterford	MI	585	553	670 \$20	631 \$20	626	551	545	579	723
Hall	Jean	Elkton	MD	580	612	604	556	651 \$20	589	580	565	693
Hartsfield	Matilda	Kansas City	MO	622 \$20	573	577	597	630	545	569	567	743
Holt	Betty	Chapel Hill	NC	495	656 \$8	580	550	543	638 \$20	558	646 \$8	709
Milasus	Kathleen	Pittsburgh	PA	621 \$8	518	608	535	642 \$8	570	536	618	746 \$8



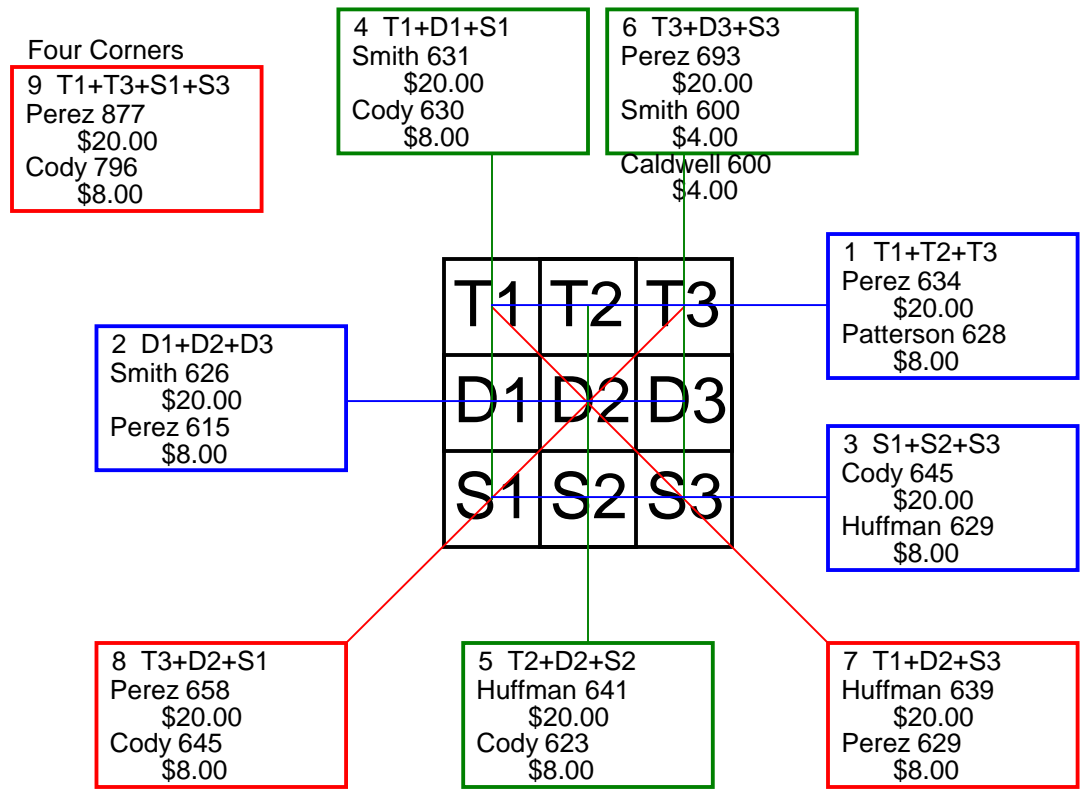
Last Name	First Name	City	State	T1+T2+T3	D1+D2+D3	S1+S2+S3	T1+D1+S1	T2+D2+S2	T3+D3+S3	T1+D2+S3	T3+D2+S1	T1+T3+S1+S3									
Adamson	Linda	Gary	IN	611	\$8	510	587	545	599	564	569	739									
Cannady	Dawn	Muncie	IN	616	\$20	683	\$20	694	\$8	662	\$20	666	\$20	665	\$20	668	\$20	681	\$20	834	\$20
Enfinger	Andrea	Cabot	AR	594		562		508		506		627									
Fancher	Becky	Rushville	IN	562		554		594		588		710									
Franko	Mary	Hammond	IN	596		612		609	\$8	621		782									
Huxtable	Dixie	Douglas	WY	557		517		546		531		694									
Jackson	Angela	Hyattsville	MD	588		595		576		582		678									
Kelly	Megan	Huber Heights	OH	588	\$8	641	\$8	580		558		730									
Lacy	Diane	Auburn	WA	513		544		560		572		729									
Marget	Diane	Champlin	MN	571		623		581		601		736									
Summers	Lora	Ostrander	OH	559		497	\$20	611		562		827	\$8								
Taylor	Fern	Wilsonville	OR	493		534		574		521		673									
TerrellEllis	Elaine	Detroit	MI	562		541		606		522		786									
Tirey	Jamie	Fresno	CA	479		506		539		525		633									



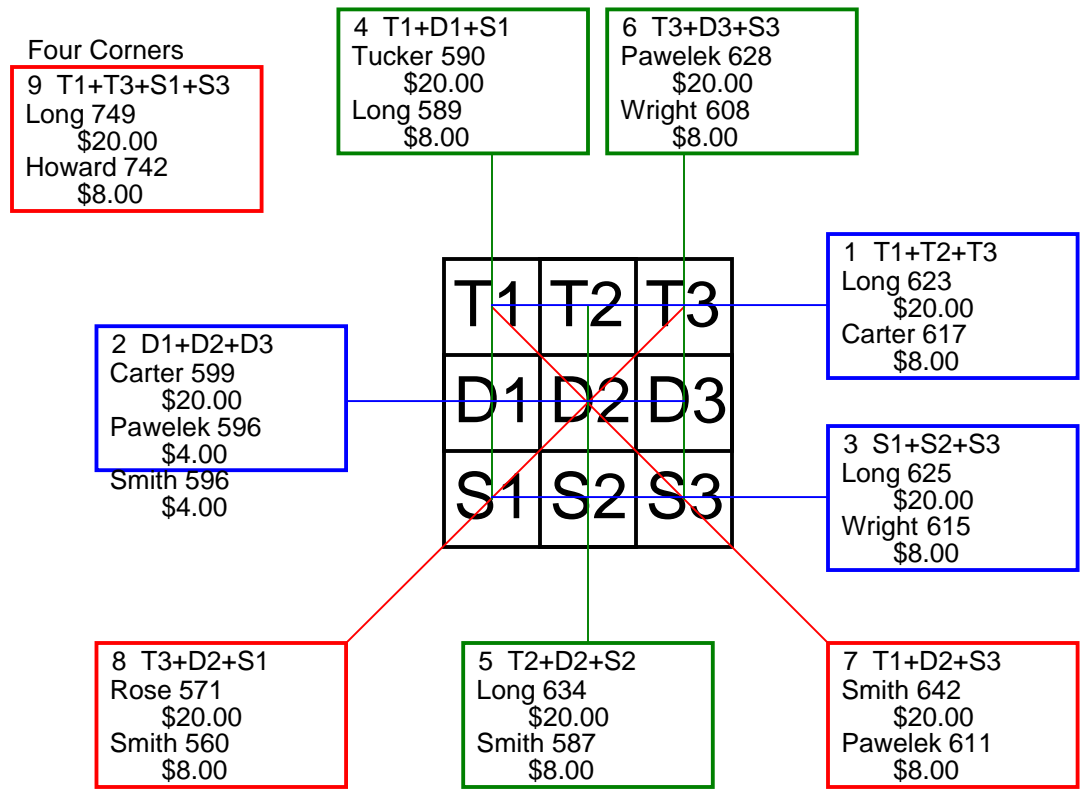
Last Name	First Name	City	State	T1+T2+T3	D1+D2+D3	S1+S2+S3	T1+D1+S1	T2+D2+S2	T3+D3+S3	T1+D2+S3	T3+D2+S1	T1+T3+S1+S3
Cichewicz	Lori	Commerce Twp	MI	566	567	585 \$8	595 \$8	547	576	544	576	752 \$8
Custon	Darlene	Chicago	IL	577	563	584	566	596 \$20	562	524	563	703
Davis	Bobbie	Inkster	MI	475	492	483	411	551	488	477	455	570
Durham	Renee	Fredericksburg	VA	520	565	555	523	548	569	562	547	665
Gomoluch	Beth	Vanderbilt	MI	555	603 \$8	555	521	554	638 \$20	570	550	684
Hill	Cathy	Huntsville	AL	492	564	544	514	517	569	500	556	698
Kelp	Gladys	Traverse City	MI	533	517	555	550	523	532	547	525	674
Lehmann	Dayna	Kenner	LA	475	510	502	475	449	563	471	480	653
LeVasseur	Janice	Kingsley	MI	588 \$8	611 \$20	569	633 \$20	577 \$8	558	607 \$8	576	724
Powell	Gloria	Jacksonville	FL	607 \$20	596	555	575	562	621 \$8	563	613 \$8	733
Rawson	Helen	Pensacola	FL	564	479	520	507	545	511	523	478	660
Turner	Elma	Meriden	CT	561	491	551	522	548	533	522	519	675
Washington	Theresa	Temple Hill	MD	518	561	668 \$20	584	555	608	619 \$20	666 \$20	804 \$20
Zaralban	Jean	Clearwater	FL	533	565	574	541	556	575	567	572	699



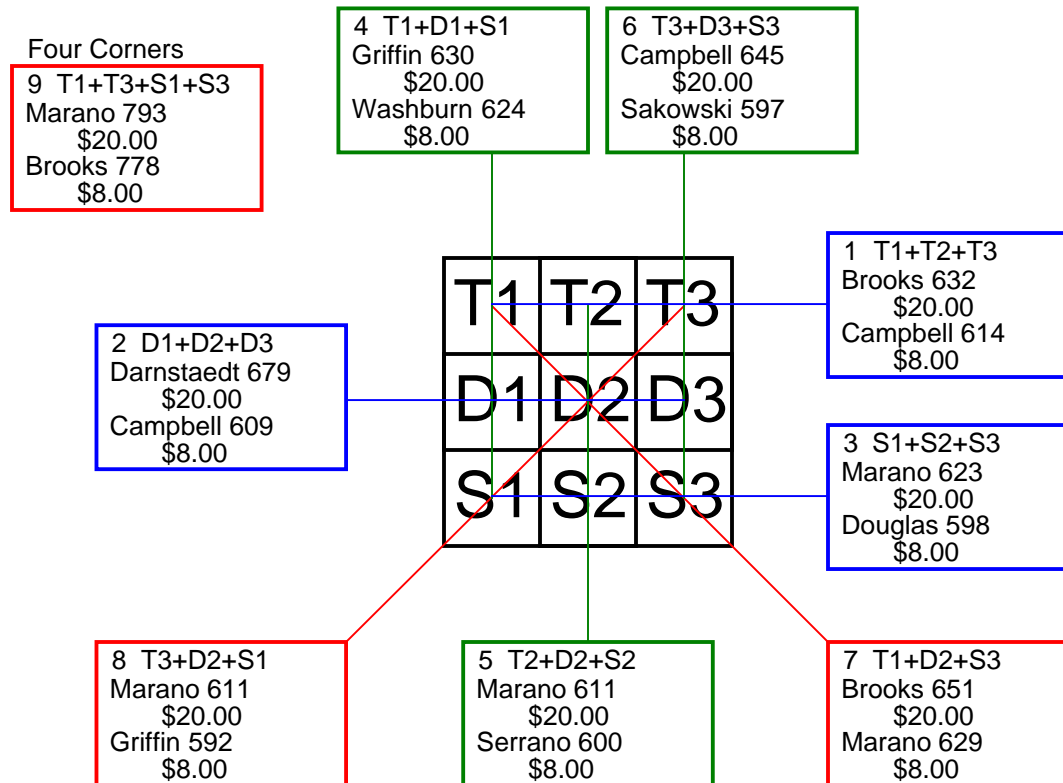
Last Name	First Name	City	State	T1+T2+T3	D1+D2+D3	S1+S2+S3	T1+D1+S1	T2+D2+S2	T3+D3+S3	T1+D2+S3	T3+D2+S1	T1+T3+S1+S3
Babbitt	Janee	Hammond	IN	519	527	546	599	508	485	534	500	716
Caldwell	Alberta	San Leandro	CA	583	532	571	541	545	600 \$4	562	581	747
Cody	Marjorie	Clovis	NM	593	610	645 \$20	630 \$8	623 \$8	595	567	645 \$8	796 \$8
Guelich	Vickie	Gilbert	AZ	546	595	516	526	551	580	555	526	661
Hoschouer	Christina	Littleton	CO	489	531	577	562	546	489	533	545	666
Huffman	Becci	Napa	CA	571	583	629 \$8	602	641 \$20	540	639 \$20	607	717
Hutton	Linda	Perrin	TX	497	550	593	509	602	529	507	533	624
Novak	Dawn	Oceanside	NY	486	506	592	513	534	537	442	537	671
Patterson	Neoma	Weatherford	TX	628 \$8	586	613	607	621	599	572	552	725
Perez	Christina	Centralia	WA	634 \$20	615 \$8	623	594	585	693 \$20	629 \$8	658 \$20	877 \$20
Smith	Cindy	Towanda	KS	588	626 \$20	579	631 \$20	562	600 \$4	607	550	751
Streeter	Stephanie	Crossville	TN	465	553	526	543	518	483	544	553	665
Suhr	Kristi	Rock Island	IL	512	560	509	557	519	505	526	543	661
Toops	Maureen	Hurricane	WV	541	579	556	563	527	586	555	531	694



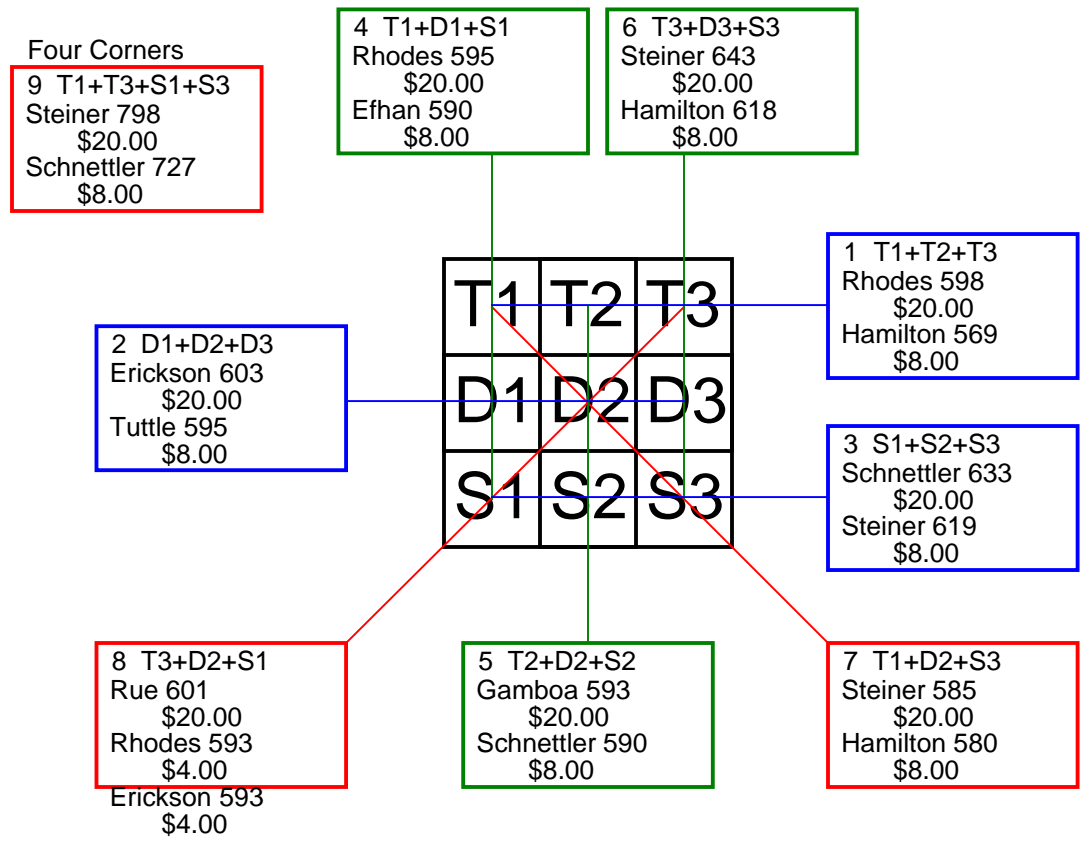
Last Name	First Name	City	State	T1+T2+T3	D1+D2+D3	S1+S2+S3	T1+D1+S1	T2+D2+S2	T3+D3+S3	T1+D2+S3	T3+D2+S1	T1+T3+S1+S3
Carter	Carmen	Downey	CA	617 \$8	599 \$20	540	588	586	582	598	549	727
Chambers	Pamela	Woodhaven	MI	613	81	81	255	240	280	255	280	454
Clayton	Debbie	Morton	IL	584	538	175	523	385	389	384	479	519
Dougherty	Nancy	Somerdale	NJ	504	512	555	564	478	529	548	489	718
Howard	Gwen	Gilbert	AZ	575	537	586	575	553	570	591	527	742 \$8
Long	Sherry D	Livonia	MI	623 \$20	549	625 \$20	589 \$8	634 \$20	574	568	520	749 \$20
Manning	Monica	Bremerton	WA	486	541	525	507	537	508	512	529	640
Nichols	Virginia	Coachella	CA	584	507	514	479	537	589	522	531	685
Pawelek	Debbie	Elko	NV	585	596 \$4	556	537	572	628 \$20	611 \$8	558	737
Rose	Therese	Warren	MI	547	538	541	535	547	544	531	571 \$20	697
Russell	Charlene	Grand Rapids	MI	501	541	557	558	547	494	526	552	661
Smith	Nancy	Westland	MI	536	596 \$4	575	534	587 \$8	586	642 \$20	560 \$8	703
Tucker	Alicia	Avon	IN	551	540	597	590 \$20	561	537	535	556	737
Wright	Margie	Plainview	TX	526	560	615 \$8	534	559	608 \$8	591	516	720



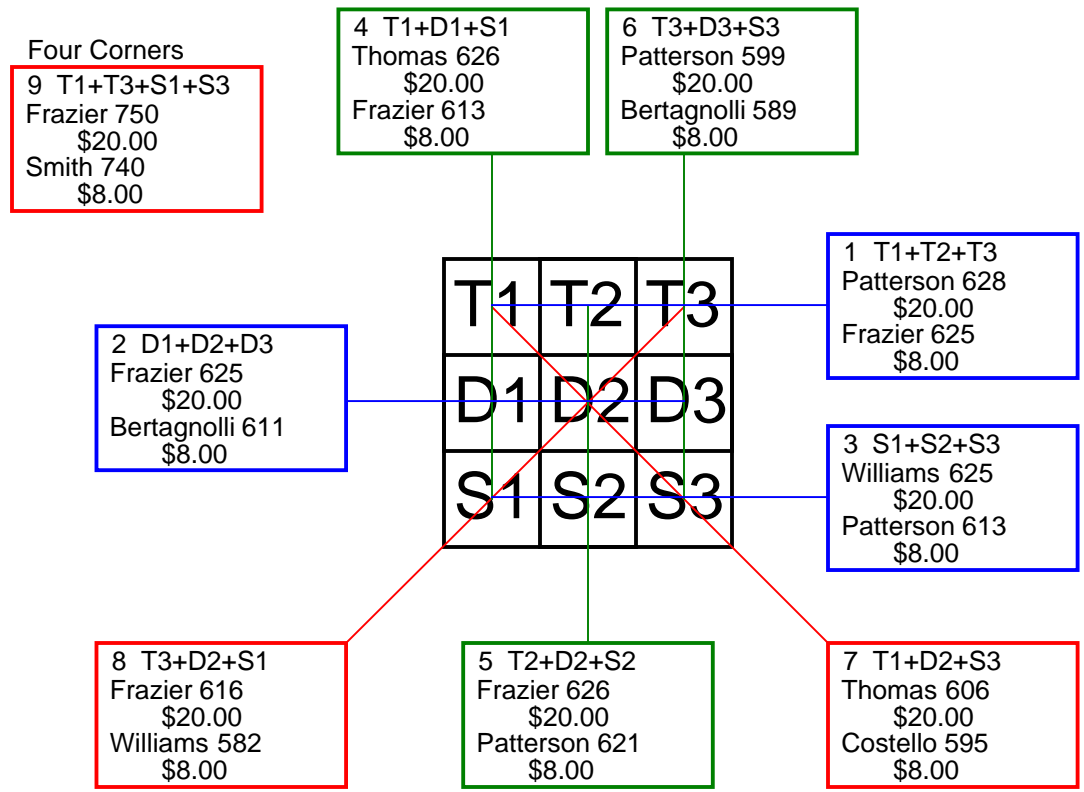
Last Name	First Name	City	State	T1+T2+T3	D1+D2+D3	S1+S2+S3	T1+D1+S1	T2+D2+S2	T3+D3+S3	T1+D2+S3	T3+D2+S1	T1+T3+S1+S3
Barlow	Bennie M	Clements	MD	558	530	548	548	549	539	564	530	682
Brooks	Brenda	Canton	GA	632 \$20	555	558	564	593	588	651 \$20	570	778 \$8
Campbell	Dollmeshia	Killeen	TX	614 \$8	609 \$8	572	562	588	645 \$20	575	575	746
Darnstaedt	Sandy	Belleville	IL	469	679 \$20	521	612	515	542	543	556	683
Douglas	Lisa	East Orange	NJ	528	556	598 \$8	529	578	575	544	580	725
Griffin	Earnestine	Orange	NJ	610	572	575	630 \$20	571	556	577	592 \$8	772
Kesterson	Cynthia	Council Bluffs	IA	559	581	520	574	547	539	504	577	706
Marano	Chris	Canton	MI	595	588	623 \$20	600	611 \$20	595	629 \$8	611 \$20	793 \$20
McDaniel	Tammy	Monroe	MI	550	527	519	546	556	494	557	514	659
Munn	Jacquelyn	Marshall	MI	457	596	513	501	520	545	546	468	612
Pare	Cathie	Goleta	CA	520	517	537	492	551	531	562	568	668
Sakowski	Karen	Birch Run	MI	533	579	547	564	498	597 \$8	510	567	719
Serrano	Marilyn	Swedesboro	NJ	568	567	566	548	600 \$8	553	588	555	662
Washburn	Norma	Tulsa	OK	499	580	589	624 \$8	546	498	575	501	666



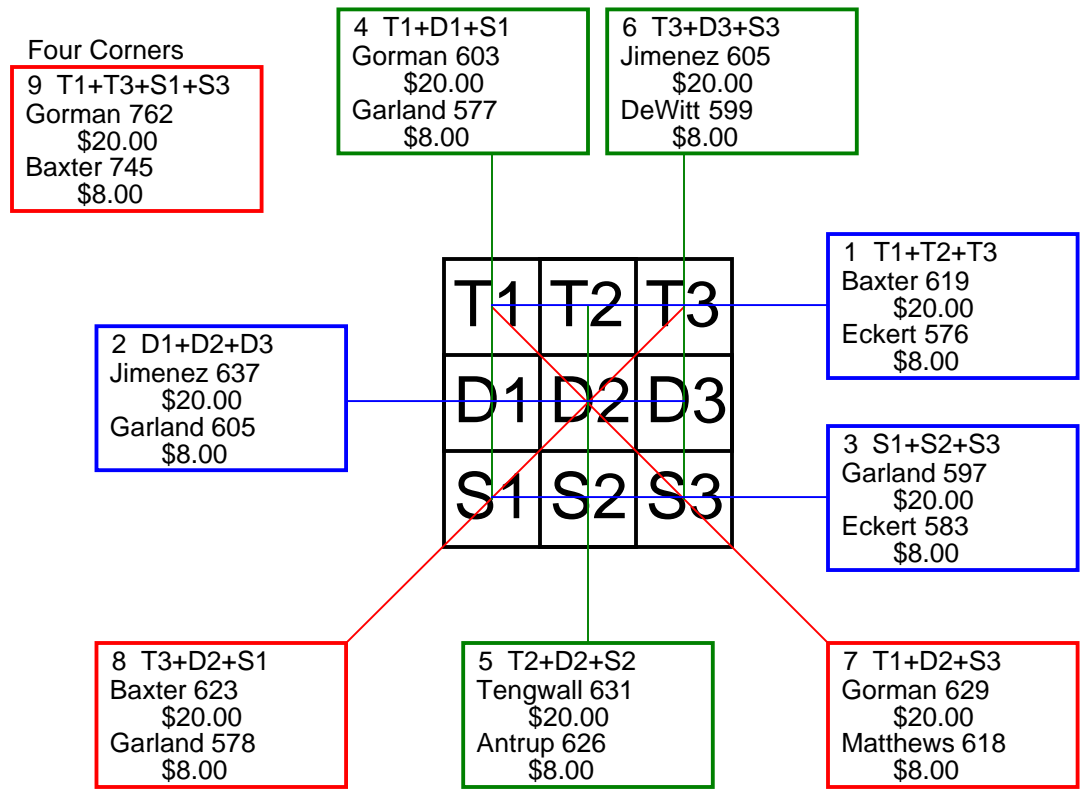
Last Name	First Name	City	State	T1+T2+T3	D1+D2+D3	S1+S2+S3	T1+D1+S1	T2+D2+S2	T3+D3+S3	T1+D2+S3	T3+D2+S1	T1+T3+S1+S3
Campbell	Brenda	Oakhill	VA	505	509	471	457	523	505	511	461	610
Edwards	Shari	Lawrence	KS	539	568	545	514	579	559	572	563	674
Efhan	Judith	Sacramento	CA	558	566	566	590 \$8	533	567	492	555	701
Erickson	Jeanette	Bismarck	ND	550	603 \$20	533	569	548	569	545	593 \$4	699
Gamboa	Naomi	El Paso	TX	549	529	573	490	593 \$20	568	528	574	709
Hamilton	Nancy	Long Beach	CA	569 \$8	571	545	525	542	618 \$8	580 \$8	523	693
Lanzi	Cindy	Cheyenne	WY	547	540	485	519	530	523	505	507	631
Montgomery	Susan	Indianapolis	IN	541	516	532	544	543	502	561	542	673
Rhodes	Jolene	Orlando	FL	598 \$20	581	531	595 \$20	527	588	522	593 \$4	712
Rue	Alice	Claremore	OK	509	592	514	564	514	537	502	601 \$20	678
Schnettler	Betty	Niagara Falls	NY	555	482	633 \$20	521	590 \$8	559	504	562	727 \$8
Steiner	Stacy	Orrville	OH	535	566	619 \$8	584	493	643 \$20	585 \$20	511	798 \$20
Tuttle	Delores	La Habra Heights	CA	549	595 \$8	595	565	579	595	576	520	688
VanDerHeyden	Ally	Prescott Valley	AZ	562	533	491	536	511	539	509	543	681



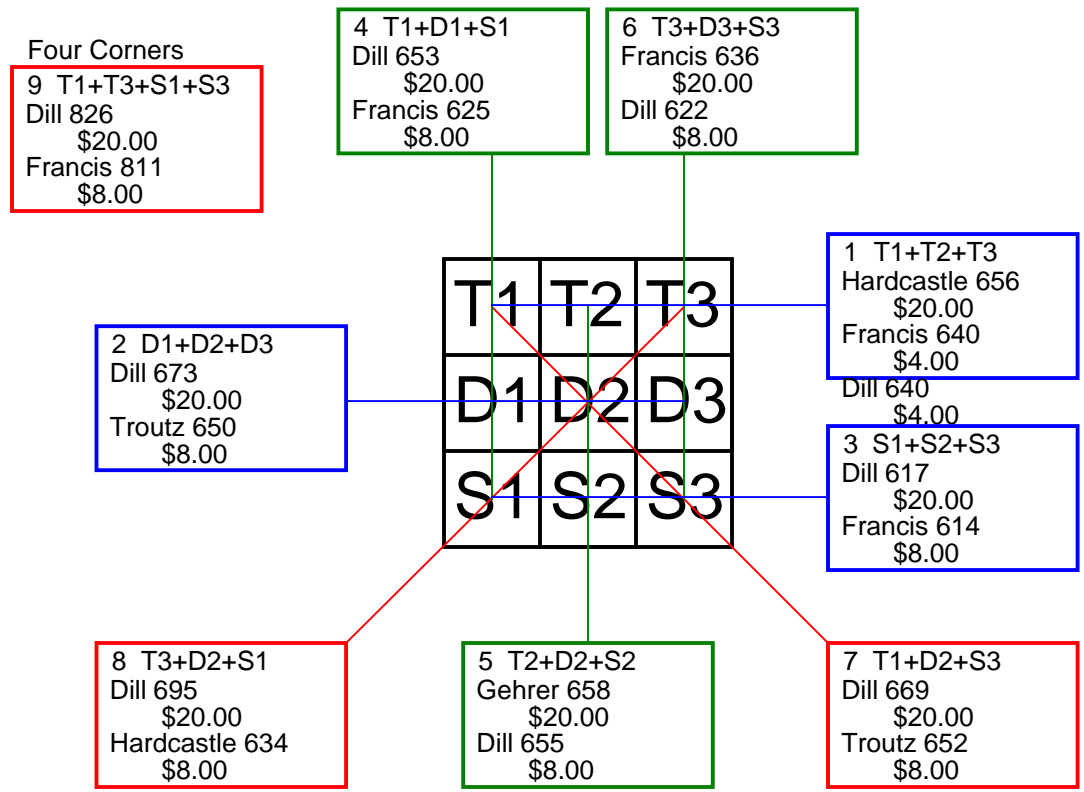
Last Name	First Name	City	State	T1+T2+T3	D1+D2+D3	S1+S2+S3	T1+D1+S1	T2+D2+S2	T3+D3+S3	T1+D2+S3	T3+D2+S1	T1+T3+S1+S3						
Bertagnolli	Mireille	Rock Springs	WY	541	611	\$8	538	576	525	589	\$8	729						
Blackwell	Sharon	Alexandria	VA	535	513		495	550	495	498		651						
Costello	Debra	Houston	TX	529	499		574	533	490	579	\$8	732						
Frazier	Lillian	Clinton	MS	625	\$8	625	\$20	577	613	\$8	626	\$20	588	581	616	\$20	750	\$20
Henry	Anna	Cadillac	MI	487		569		516	510	543		519	529	561		631		
Hughes	Sandra Kay	Walworth	WI	556		525		562	581	531		531	508	571		702		
Kelley	Sherri	Ionia	MI	478		501		604	524	567		492	500	510		636		
Kerr	Joyce	Holland	OH	588		120		120	265	282		281	265	281		426		
Meytrott	Dale	Centreville	VA	535		550		256	533	458		350	383	520		505		
Patterson	Neoma	Weatherford	TX	628	\$20	586		613	\$8	607	\$8	599	\$20	572		552	725	
Smith	Dawn	Hermitage	PA	555		495		534	555	509		520	564	559		740	\$8	
Strain	Bert	Alhambra	CA	541		523		532	517	550		529	511	567		675		
Thomas	Sandi	Vidalia	GA	590		558		578	626	\$20	587	513	606	\$20	569		727	
Williams	Lynette	Florence	SC	522		566		625	\$20	571	594	548	565	582	\$8	705		



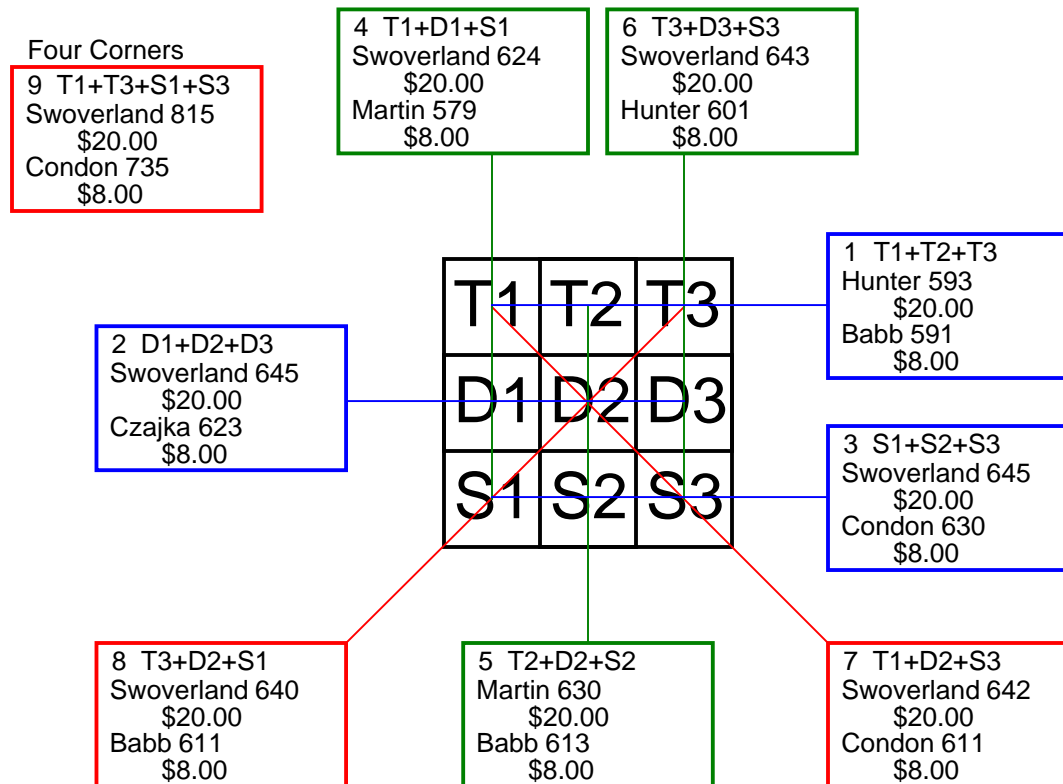
Last Name	First Name	City	State	T1+T2+T3	D1+D2+D3	S1+S2+S3	T1+D1+S1	T2+D2+S2	T3+D3+S3	T1+D2+S3	T3+D2+S1	T1+T3+S1+S3
Antrup	Kim	Auburn	IN	557	562	547	556	626 \$8	484	593	524	653
Baxter	Wanda	Tigard	OR	619 \$20	582	530	560	587	584	578	623 \$20	745 \$8
DeWitt	Barbara	Bremerton	WA	552	566	517	536	500	599 \$8	559	520	710
Eckert	Kathy	Woodburn	OR	576 \$8	564	583 \$8	576	600	547	540	571	684
Garland	Lisa	Bethlehem	PA	520	605 \$8	597 \$20	577 \$8	618	527	548	578 \$8	678
Gorman	Nadine	West Fargo	ND	552	585	553	603 \$20	533	554	629 \$20	573	762 \$20
Harrold	Linda	Warsaw	IN	515	550	557	524	538	560	538	524	671
Hopkins	Beverly	Vista	CA	514	525	547	486	547	553	568	519	672
Hutter	Barb	Blue Grass	IA	496	508	464	449	545	474	461	548	585
Jimenez	Teri	Fountain Valley	CA	542	637 \$20	546	562	558	605 \$20	550	544	668
Matthews	Linda	Gary	IN	548	580	578	555	557	594	618 \$8	575	724
Tengwall	Louise	Fargo	ND	514	584	582	523	631 \$20	526	520	530	618
Vester	Amy	Killeen	TX	502	577	486	491	532	542	508	500	614
Westbrook	Linda	Reedsville	WV	548	496	508	508	515	529	518	551	687



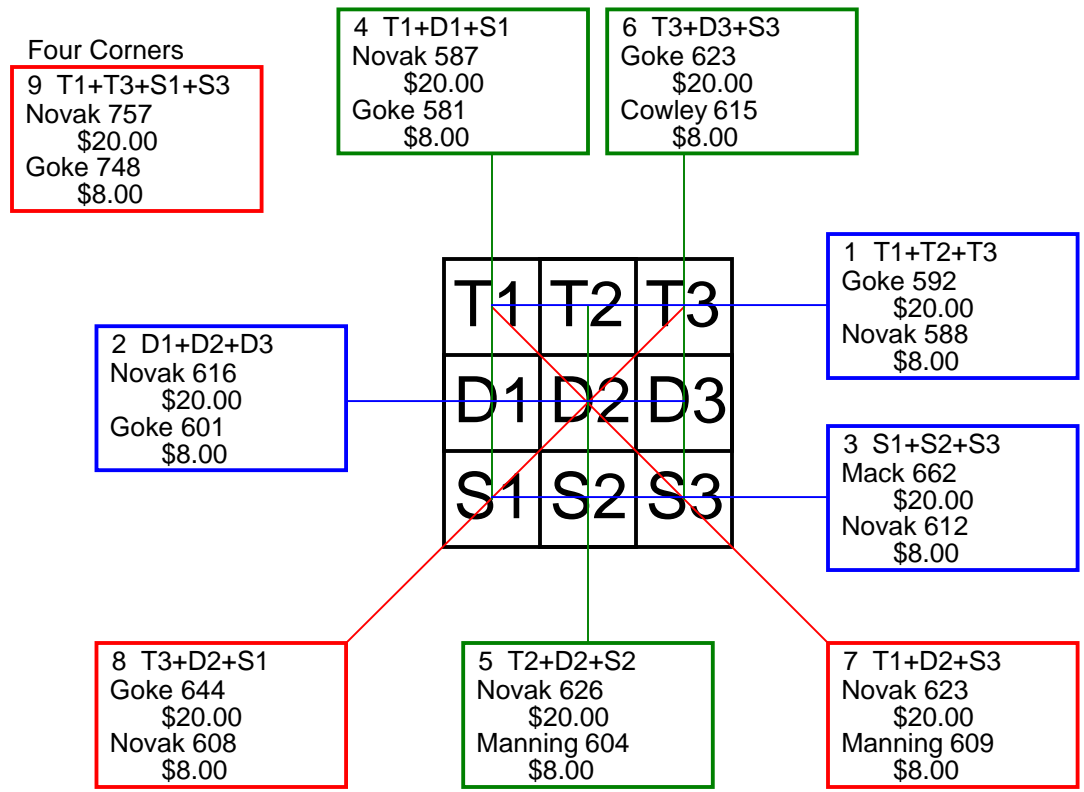
Last Name	First Name	City	State	T1+T2+T3	D1+D2+D3	S1+S2+S3	T1+D1+S1	T2+D2+S2	T3+D3+S3	T1+D2+S3	T3+D2+S1	T1+T3+S1+S3
ButlerLomax	Vernell	Furlong	PA	584	500	584	539	592	537	554	535	733
Dill	June	Sandys SDBX		640 \$4	673 \$20	617 \$20	653 \$20	655 \$8	622 \$8	669 \$20	695 \$20	826 \$20
Francis	Carolyn	Chester	VA	640 \$4	649	614 \$8	625 \$8	642	636 \$20	634	620	811 \$8
Fritz	Wendy	Camdenton	MO	505	490	553	547	459	542	452	528	699
Gehrer	Roxanne	Mifflinburg	PA	582	547	605	552	658 \$20	524	568	528	682
Graham	Bille	Scottsdale	AZ	509	536	545	539	491	560	556	532	701
Hardcastle	VeraMae	Orange Grove	TX	656 \$20	614	596	624	643	599	593	634 \$8	747
Harris	Sherrri	Las Vegas	NV	603	603	555	558	601	602	559	565	721
LeClair	Pat	Castle Rock	CO	547	483	487	493	493	531	552	484	661
Molina	Nida	Tempe	AZ	491	622	505	584	542	492	546	571	652
Ontiveros	Gina	Chicago	IL	532	509	541	575	480	527	551	549	722
Smith-Keene	Brenda	Oklahoma City	OK	570	514	510	548	507	539	498	531	681
Troutz	Gloria A.	San Antonio	TX	603	650 \$8	609	614	633	615	652 \$8	605	727
Weitman	Gloria	Aumsville	OR	577	493	559	540	519	570	558	560	732



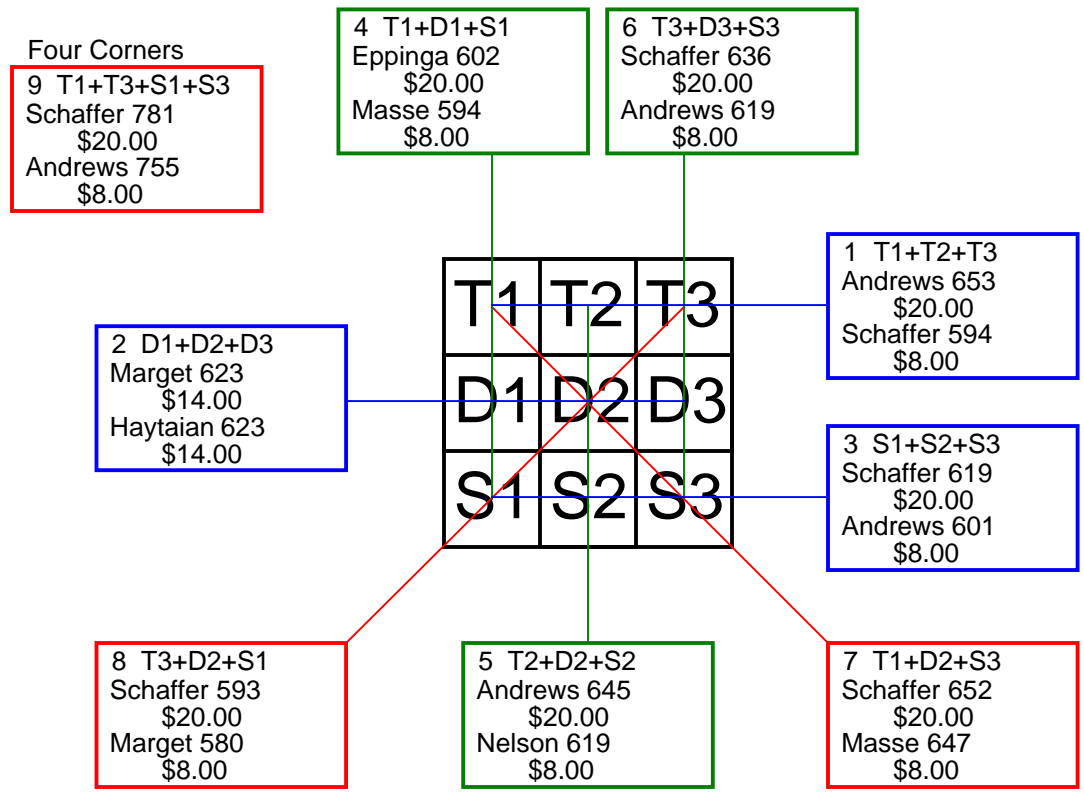
Last Name	First Name	City	State	T1+T2+T3	D1+D2+D3	S1+S2+S3	T1+D1+S1	T2+D2+S2	T3+D3+S3	T1+D2+S3	T3+D2+S1	T1+T3+S1+S3
Allen-Adeoye	Carmen	Marion	IL	492	572	581	485	574	586	556	543	658
Babb	Jamie	Scio	OR	591 \$8	503	612	543	613 \$8	550	573	611 \$8	729
Bennett	Rebecca	Booker	TX	550	553	503	485	575	546	513	499	622
Bodis	Mary	Sarona	WI	534	536	581	557	558	536	582	521	690
Boyle	Glenda	Mills	WY	514	556	552	483	590	549	541	523	626
Collins	Mirian	Sicklerville	NJ	544	558	584	530	584	572	520	576	692
Condon	Sallye	Toledo	OH	530	526	630 \$8	538	563	585	611 \$8	532	735 \$8
Czajka	Darlene	Bellevue	WA	525	623 \$8	501	505	575	569	524	530	619
Hunter	Corrin	Fenton	MI	593 \$20	594	581	573	594	601 \$8	567	565	724
Leone	Peggy	Niagara Falls	NY	492	542	571	526	519	560	485	563	672
Martin	Lurlean	Muskegon	MI	575	603	544	579 \$8	630 \$20	513	560	559	647
Ousley	Deborah	Seminole	FL	503	540	570	513	566	534	553	542	633
Serani	Karen	Plainview	NY	506	546	525	538	499	540	505	573	693
Swoverland	Kelly	West Allis	WI	577	645 \$20	645 \$20	624 \$20	600	643 \$20	642 \$20	640 \$20	815 \$20



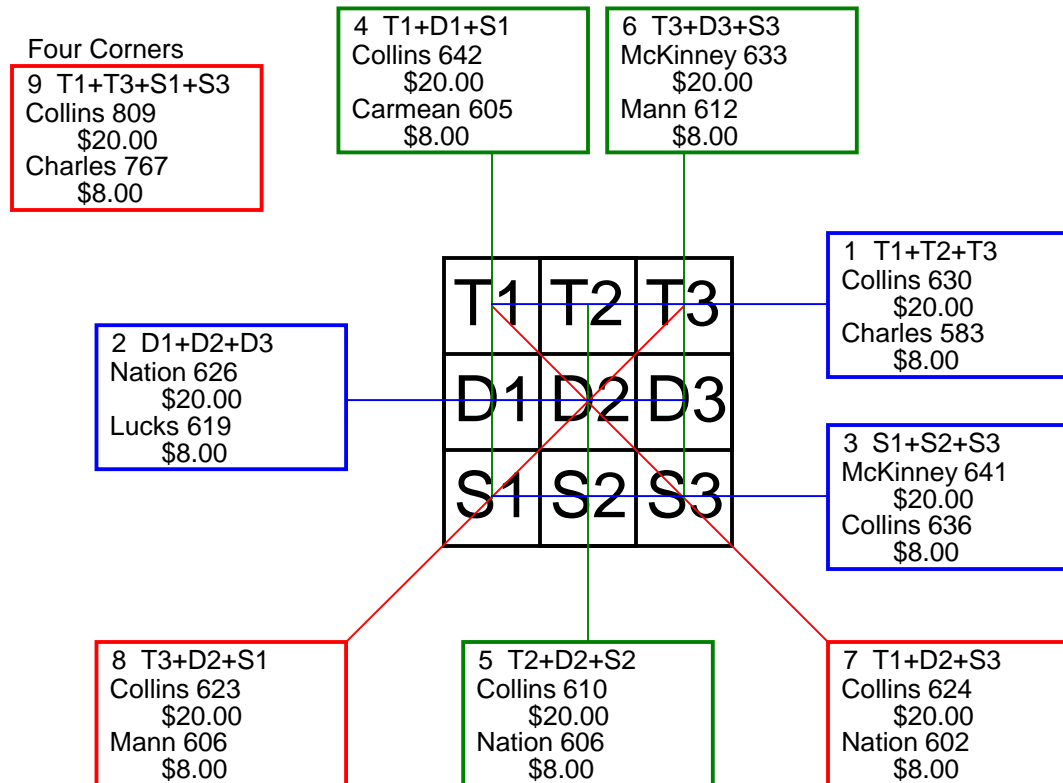
Last Name	First Name	City	State	T1+T2+T3	D1+D2+D3	S1+S2+S3	T1+D1+S1	T2+D2+S2	T3+D3+S3	T1+D2+S3	T3+D2+S1	T1+T3+S1+S3
Bierman	Michele	Hurricane	WV	563	510	506	555	511	513	548	508	662
Cada	Elsie	Highland	IN	567	536	505	497	555	556	570	538	675
Cowley	Brandee	Morton	IL	548	555	565	505	548	615 \$8	552	577	731
Ellington	Mona	Springfield	IL	575	575	570	559	572	589	576	567	741
Goke	Brenda	Aledo	TX	592 \$20	601 \$8	554	581 \$8	543	623 \$20	562	644 \$20	748 \$8
Horn	Jean	Alton	NH	474	549	542	544	524	497	521	502	619
Lisseman	Alison	Shelby Twp	MI	544	561	522	525	560	542	566	561	695
Mack	Rosylh	Dolton	IL	516	457	662 \$20	540	588	507	523	526	727
Manning	Joanne	Baltimore	MD	563	570	546	554	604 \$8	521	609 \$8	532	707
Means	Dimple	Tulsa	OK	469	539	560	501	513	554	559	539	673
Novak	Emily	Conrad	IA	588 \$8	616 \$20	612 \$8	587 \$20	626 \$20	603	623 \$20	608 \$8	757 \$20
OLeary	Tracey	Waldorf	MD	524	596	579	545	588	566	551	582	687
Pascale	Connie	Lake Charles	LA	540	524	542	538	552	516	587	516	684
Schwartz	Judi	Redmond	WA	567	562	592	559	588	574	560	599	727



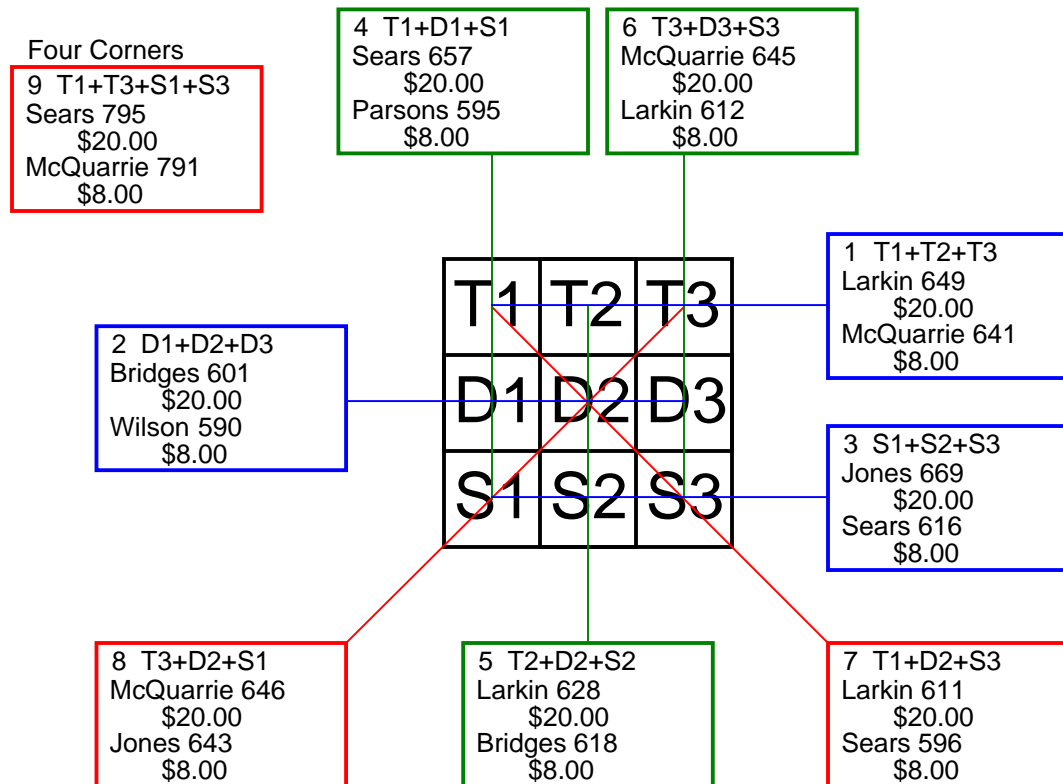
Last Name	First Name	City	State	T1+T2+T3	D1+D2+D3	S1+S2+S3	T1+D1+S1	T2+D2+S2	T3+D3+S3	T1+D2+S3	T3+D2+S1	T1+T3+S1+S3
Andrews	Jane	Washington	DC	653 \$20	554	601 \$8	544	645 \$20	619 \$8	586	566	755 \$8
Atkinson	Bonnie	Harker Heights	TX	567	558	546	522	603	546	570	519	677
Cobb	Kay	Castle Rock	WA	515	584	534	520	558	555	501	527	637
Correia	Shirlanna	Traverse City	MI	537	573	539	487	562	600	558	553	689
Culpon	Dorothy	Mc Kinney	TX	547	518	553	533	536	549	544	533	708
Eppinga	Deborah	Grand Rapids	MI	570	577	518	602 \$20	551	512	518	562	679
Haytaian	Joan	Sebring	FL	545	623 \$14	559	581	544	602	547	520	691
Marget	Diane	Champlin	MN	571	623 \$14	581	585	601	589	535	580 \$8	736
Masse	Nancy	Glen Ellyn	IL	564	612	585	594 \$8	594	573	647 \$8	565	747
Moore	Connie	Lawrenceville	GA	465	601	547	509	518	586	567	572	680
Morrisette	Karen	Chicago	IL	519	587	599	517	590	598	591	555	711
Naumann	Janice	Spicewood	TX	493	493	533	475	492	552	514	518	667
Nelson	Heather	Hanover	PA	570	568	590	502	619 \$8	607	588	559	684
Schaffer	Michelle	Bismarck	ND	594 \$8	605	619 \$20	569	613	636 \$20	652 \$20	593 \$20	781 \$20



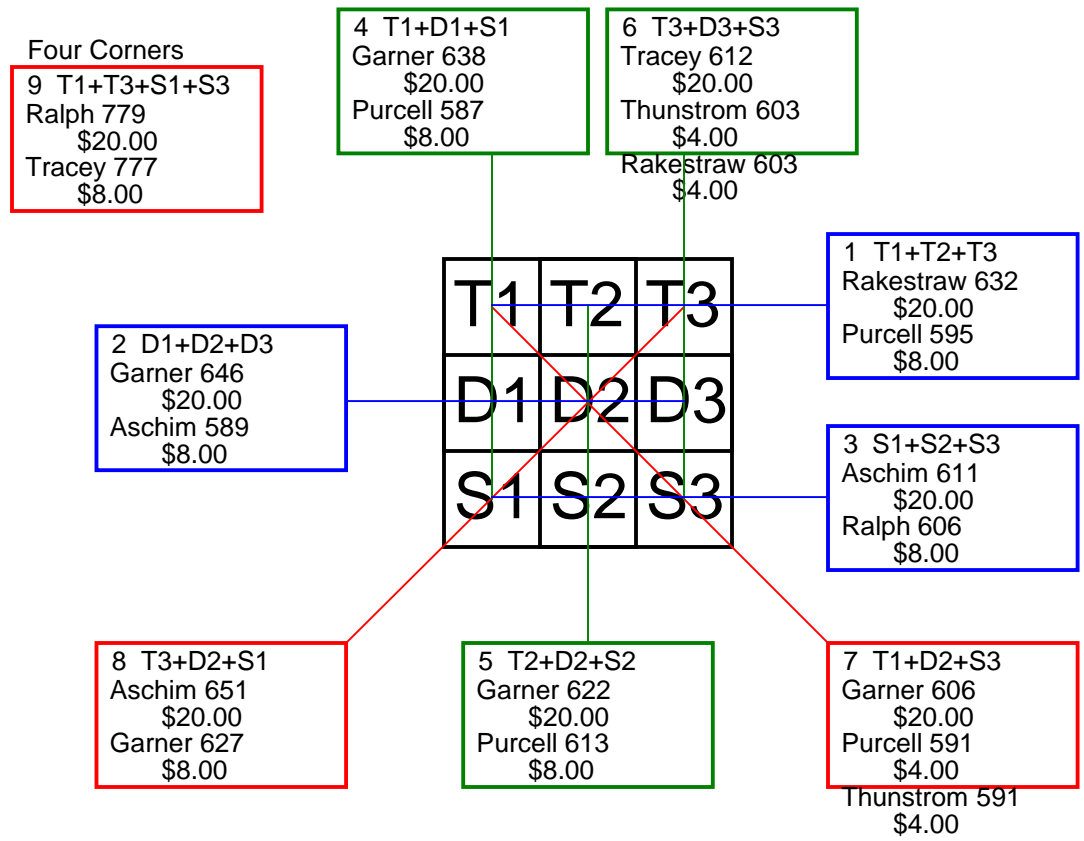
Last Name	First Name	City	State	T1+T2+T3	D1+D2+D3	S1+S2+S3	T1+D1+S1	T2+D2+S2	T3+D3+S3	T1+D2+S3	T3+D2+S1	T1+T3+S1+S3
Carmean	Jacqueline	Twin Lake	MI	547	608	631	605 \$8	579	602	564	599	730
Charles	Joan	Niagara Falls	NY	583 \$8	544	603	585	592	553	601	584	767 \$8
Collins	Linda	San Diego	CA	630 \$20	596	636 \$8	642 \$20	610 \$20	610	624 \$20	623 \$20	809 \$20
Constanty	Diane	Lombard	IL	489	532	605	557	598	471	501	499	634
Garner	Cheryl	Bloomington	IN	566	477	569	563	534	515	567	523	746
Keilholtz	Sherri	Lakeview	MI	519	532	524	523	567	485	551	516	622
Lessa	Florence	Browns Mills	NJ	550	531	536	563	547	507	568	583	704
Lucks	Deborah	Warren	PA	580	619 \$8	581	604	589	587	600	572	739
Mann	Bertha	East Orange	NJ	580	571	598	552	585	612 \$8	575	606 \$8	749
McKinney	Karen	Flint	MI	576	578	641 \$20	569	593	633 \$20	565	581	744
Nation	Pamela	Jacksonville	AR	520	626 \$20	608	542	606 \$8	606	602 \$8	595	715
Palmer	Lori	North Branch	MI	564	552	596	567	572	573	580	560	727
Seniff	Debi	New Carlisle	IN	509	546	522	582	468	527	516	563	720
Williams	JoAnn	Gary	IN	529	594	512	555	542	538	512	539	626



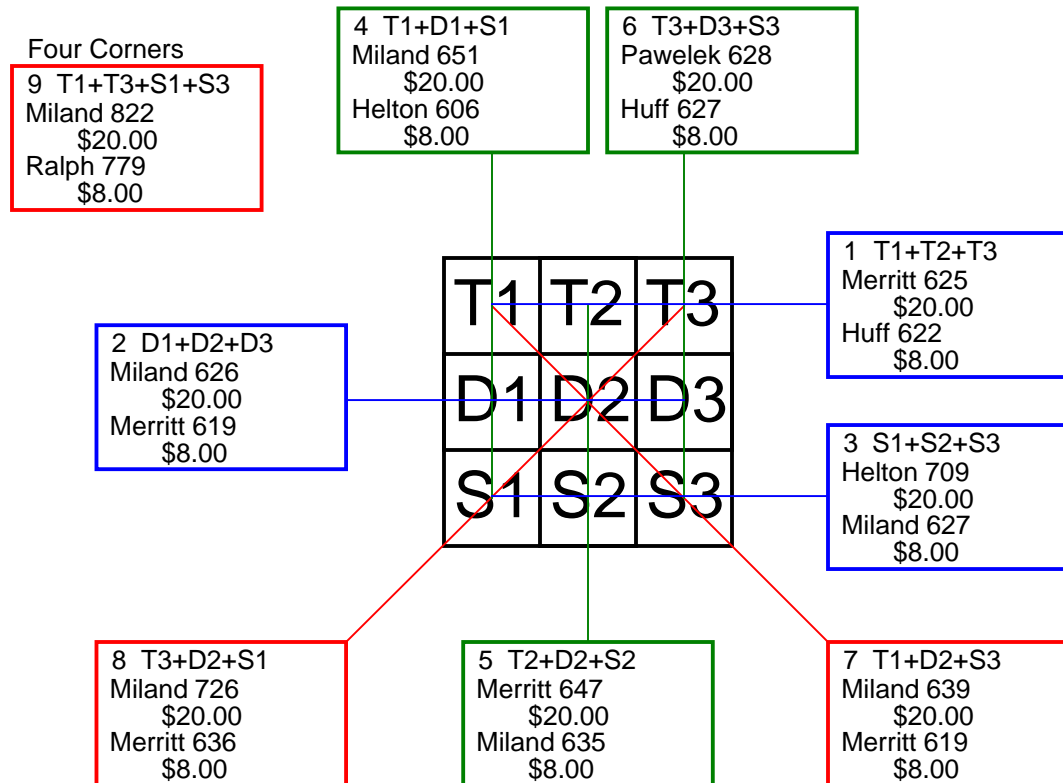
Last Name	First Name	City	State	T1+T2+T3	D1+D2+D3	S1+S2+S3	T1+D1+S1	T2+D2+S2	T3+D3+S3	T1+D2+S3	T3+D2+S1	T1+T3+S1+S3
Barton	Lula	Kingfisher	OK	558	539	525	475	573	574	549	492	649
Bridges	Faye	Salisbury	NC	522	601 \$20	561	513	618 \$8	553	568	509	637
Cady	Kim	Machesney Park	IL	582	547	535	560	529	575	587	520	747
Chacon	Barbara	Crossville	TN	523	523	480	531	509	486	496	475	614
Fultz	Nora	Buckhannon	WV	541	535	589	574	540	551	574	583	729
Howell	Gwendolyn	Philadelphia	PA	575	544	564	537	582	564	540	614	706
Jones	Marsha	Rock Island	IL	513	556	669 \$20	532	597	609	548	643 \$8	761
Kettle	Sue	Yreka	CA	459	484	556	494	499	506	499	467	639
Larkin	Dawn L	Chesapeake	VA	649 \$20	575	586	570	628 \$20	612 \$8	611 \$20	551	762
Malcomb	Vivian E	Newfane	NY	525	540	475	506	504	530	514	522	633
McQuarrie	Kristy	Berwick	LA	641 \$8	570	599	568	597	645 \$20	588	646 \$20	791 \$8
Parsons	Connie	Akron	OH	533	583	574	595 \$8	561	534	576	582	695
Sears	Tari	North Platte	NE	599	579	616 \$8	657 \$20	549	588	596 \$8	601	795 \$20
Wilson	Michelle	Muncie	IN	557	590 \$8	583	570	584	576	559	573	695



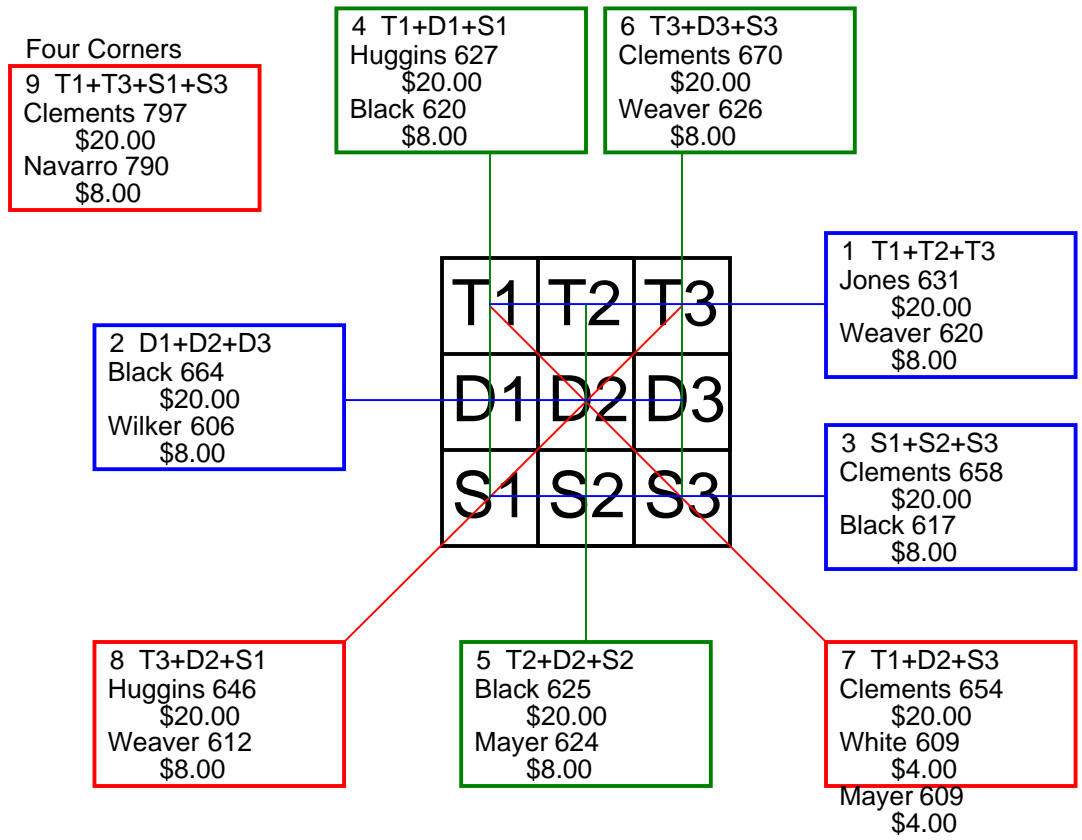
Last Name	First Name	City	State	T1+T2+T3	D1+D2+D3	S1+S2+S3	T1+D1+S1	T2+D2+S2	T3+D3+S3	T1+D2+S3	T3+D2+S1	T1+T3+S1+S3
Aschim	Phyllis	Tulsa	OK	561	589 \$8	611 \$20	577	591	593	533	651 \$20	741
Bradshaw	Gloria	Flagstaff	AZ	495	526	564	495	527	563	506	569	668
Briamonte	Marie	Paramus	NJ	531	537	562	531	544	555	523	527	684
Cross	Gerry	Mariposa	CA	558	570	552	564	569	547	561	583	678
Fortier	Lois	Traverse City	MI	503	570	572	564	552	529	509	587	663
Garner	Gail	Santa Fe	NM	562	646 \$20	597	638 \$20	622 \$20	545	606 \$20	627 \$8	738
Hall	Martha	Harrisburg	IL	528	483	551	489	570	503	536	480	663
Purcell	Patricia	Rutledge	GA	595 \$8	581	587	587 \$8	613 \$8	563	591 \$4	605	731
Rakestraw	Verna	Fremont	IN	632 \$20	553	602	572	612	603 \$4	582	562	745
Ralph	Mary Ann	Erie	PA	585	534	606 \$8	546	580	599	589	586	779 \$20
Thunstrom	Marie	Buckhannon	WV	578	532	561	532	536	603 \$4	591 \$4	570	753
Tracey	Judi	Fort Wayne	IN	562	560	588	573	525	612 \$20	569	593	777 \$8
Turk	Nicole	Indianapolis	IN	471	508	561	561	513	466	547	515	689
Ward	Christina	Jenison	MI	509	565	491	523	573	469	491	530	611



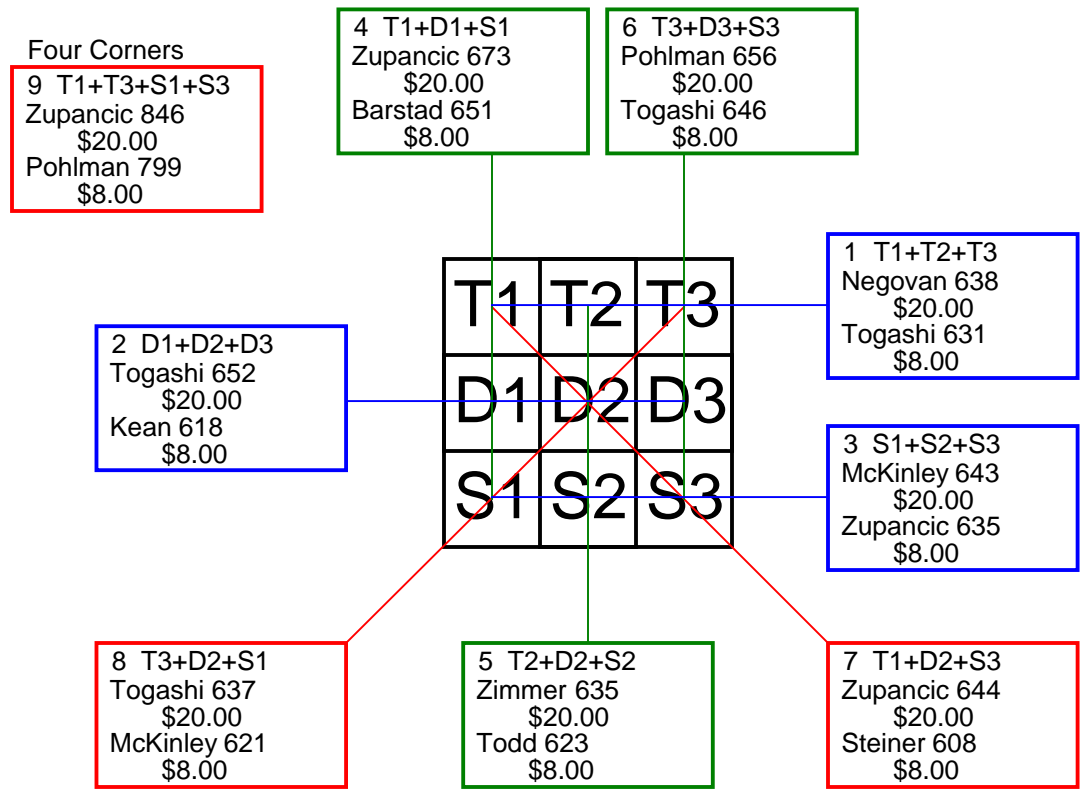
Last Name	First Name	City	State	T1+T2+T3	D1+D2+D3	S1+S2+S3	T1+D1+S1	T2+D2+S2	T3+D3+S3	T1+D2+S3	T3+D2+S1	T1+T3+S1+S3
Brown	Stacey	Pompano Beach	FL	615	563	521	536	562	601	609	496	717
Dabney	Doretha	Riverdale	MD	576	566	554	563	557	576	618	591	740
Fryzel	Tina	Standish	MI	487	436	476	409	484	506	456	488	628
Helton	Vicki	Wichita	KS	559	551	709 \$20	606 \$8	629	584	539	562	755
Huff	Blanche	Southwold	ON	622 \$8	564	598	560	597	627 \$8	567	599	762
Jones	Denise	Muncie	IN	560	592	563	519	586	610	541	578	698
Knecht	FayAnn	Stroudsburg	PA	483	522	530	521	529	485	526	492	633
Merritt	Denise	Jamaica	NY	625 \$20	619 \$8	617	598	647 \$20	616	619 \$8	636 \$8	761
Miland	Janice	Eau Claire	WI	608	626 \$20	627 \$8	651 \$20	635 \$8	575	639 \$20	726 \$20	822 \$20
Parks	Mary Jo	Symsonia	KY	522	517	561	499	543	558	588	555	697
Patton	Jane	Riverside	CA	503	514	548	477	526	562	511	497	650
Pawelek	Debbie	Elko	NV	585	596	556	537	572	628 \$20	611	558	737
Ralph	Mary Ann	Erie	PA	585	534	606	546	580	599	589	586	779 \$8
Tompkins	Penny	Greenville	MI	590	584	556	581	580	569	583	574	709



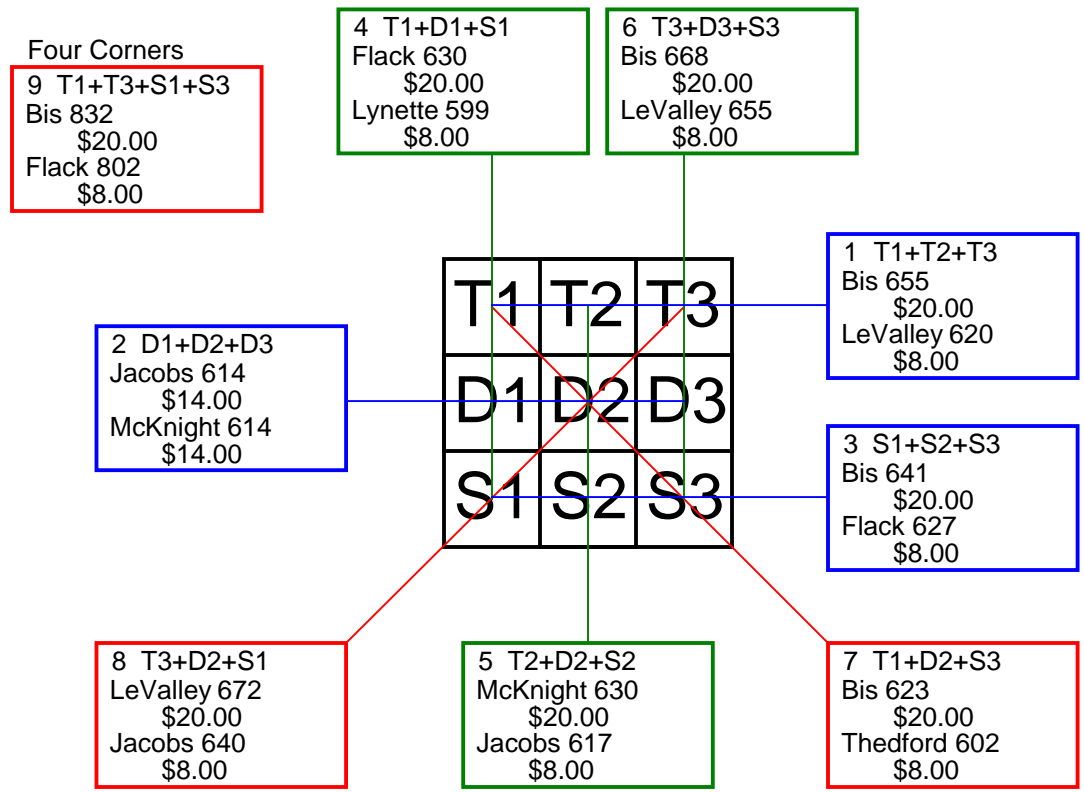
Last Name	First Name	City	State	T1+T2+T3	D1+D2+D3	S1+S2+S3	T1+D1+S1	T2+D2+S2	T3+D3+S3	T1+D2+S3	T3+D2+S1	T1+T3+S1+S3
Adams	Claire	Muncie	IN	522	535	572	514	567	548	568	580	677
Black	Kathy	Beaumont	TX	520	664 \$20	617 \$8	620 \$8	625 \$20	556	588	599	705
Canfield	Connie	East Jewett	NY	543	558	546	585	519	543	513	519	696
Clements	Teresa	Crystal	MN	594	598	658 \$20	568	612	670 \$20	654 \$20	610	797 \$20
Culbertson	Kathy	Parker	CO	555	574	573	575	560	567	577	531	715
Huggins	Corrin	Dracut	MA	587	587	596	627 \$20	617	526	571	646 \$20	757
Jones	MaryAnn	Glendale	AZ	631 \$20	603	535	573	611	585	606	588	734
Mayer	Lori	Utica	MI	560	594	582	572	624 \$8	540	609 \$4	593	693
McIntyre	Mary	Marble Falls	TX	559	566	598	589	576	558	587	564	717
Navarro	Esther	Killeen	TX	601	586	594	574	598	609	601	581	790 \$8
Weaver	Sue	Elkton	MD	620 \$8	560	524	510	568	626 \$8	534	612 \$8	724
White	Brenda	Justice	IL	534	600	601	580	575	580	609 \$4	602	738
Wilker	Pat	Faribault	MN	525	606 \$8	506	557	510	570	513	548	674
Yoder	Lorraine	Reading	PA	504	488	478	458	554	458	477	506	610



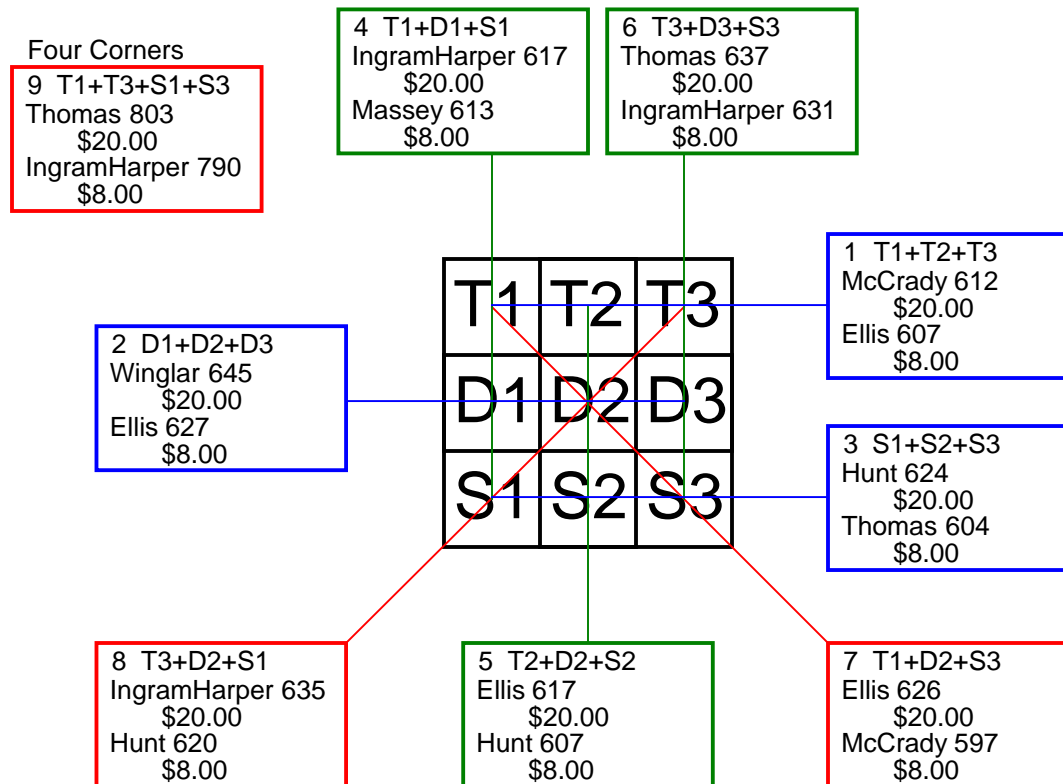
Last Name	First Name	City	State	T1+T2+T3	D1+D2+D3	S1+S2+S3	T1+D1+S1	T2+D2+S2	T3+D3+S3	T1+D2+S3	T3+D2+S1	T1+T3+S1+S3
Barstad	Linda	Casper	WY	615	610	552	651 \$8	549	577	557	613	753
Cramer	Patti	Canton	GA	511	541	595	574	538	535	553	519	693
Kean	Michelle	Millersville	MD	574	618 \$8	582	531	604	639	579	591	733
McKinley	Patty	Muskegon	MI	550	607	643 \$20	575	584	641	582	621 \$8	774
Negovan	Tommie	Clinton Township	MI	638 \$20	560	579	586	547	644	590	560	782
Pohlman	Cynthia	Buffalo	NY	579	605	628	589	567	656 \$20	602	587	799 \$8
Scholl	Holly	Mechanicsville	VA	609	566	548	568	573	582	593	582	749
Selph	Gayle	Callahan	FL	469	488	549	518	473	515	494	486	636
Steiner	Francine	Lawrence	KS	552	548	581	551	528	602	608 \$8	585	758
Todd	Frances	Toledo	OH	568	539	550	526	623 \$8	508	526	551	655
Togashi	Pat	Sunnyvale	CA	631 \$8	652 \$20	563	615	585	646 \$8	602	637 \$20	781
Vanuni	Kris	No Adams	MA	555	577	528	523	566	571	599	557	698
Zimmer	Faith	Mendham	NJ	555	561	626	544	635 \$20	563	553	620	712
Zupancic	Ceal	Euclid	OH	596	544	635 \$8	673 \$20	510	592	644 \$20	581	846 \$20



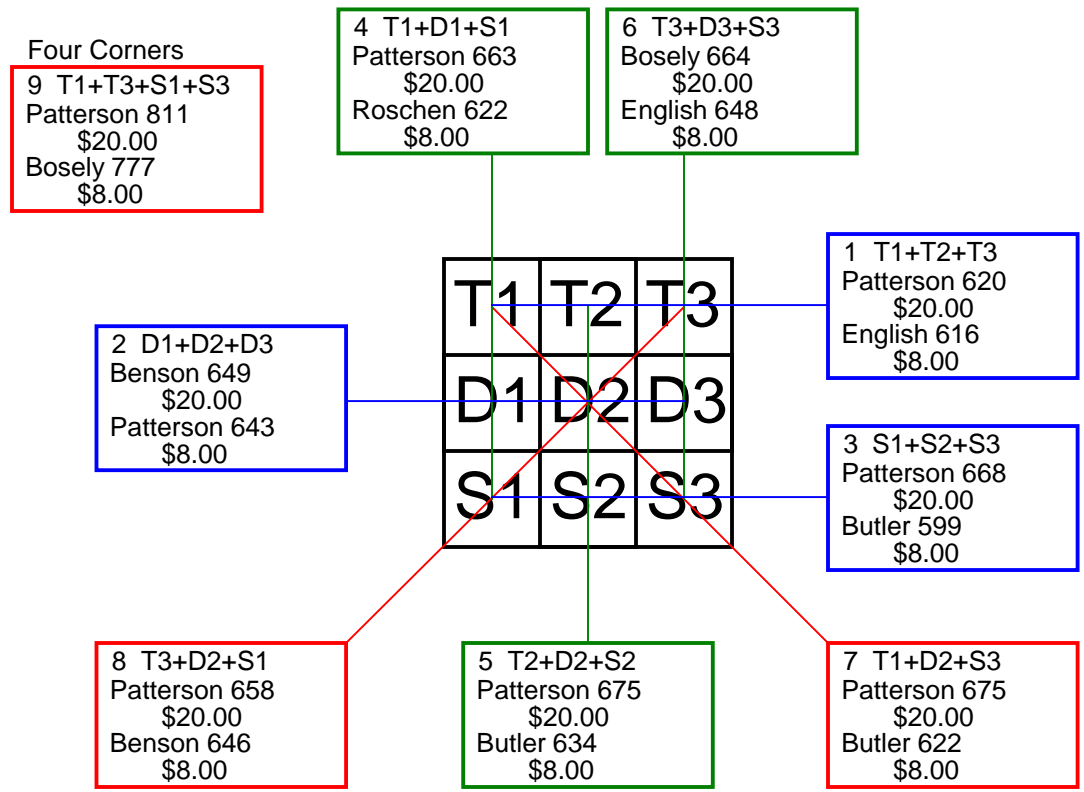
Last Name	First Name	City	State	T1+T2+T3	D1+D2+D3	S1+S2+S3	T1+D1+S1	T2+D2+S2	T3+D3+S3	T1+D2+S3	T3+D2+S1	T1+T3+S1+S3
Bis	Amy	Canton	MI	655 \$20	573	641 \$20	593	608	668 \$20	623 \$20	623	832 \$20
Causey	Carolyn	Ridgely	MD	572	599	598	582	603	584	572	604	735
Flack	Althea	Washington	DC	579	568	627 \$8	630 \$20	528	616	596	589	802 \$8
Hughes	Brijida	Joliet	IL	604	527	525	574	486	596	537	631	793
Jacobs	Deb	Dallas	TX	597	614 \$14	598	569	617 \$8	623	598	640 \$8	776
Kidder	Michele	W Lafayette	IN	524	484	537	532	498	515	531	524	700
LeValley	Anitra	Perry	OK	620 \$8	550	557	533	539	655 \$8	572	672 \$20	797
Lynette	Barbara	Orlando	FL	557	599	513	599 \$8	514	556	552	556	700
McKnight	Rosemary	Jersey City	NJ	508	614 \$14	620	546	630 \$20	566	541	539	665
Meeks	Mary Ann	Lansing	MI	544	549	571	524	551	589	529	539	686
Moran	Lori	King Of Prussia	PA	545	551	563	532	590	537	553	595	710
Schnakenberg	Elaine	Overgaard	AZ	514	599	561	574	547	553	573	540	648
Sensabaugh	Angie	Mchenry	IL	513	547	495	460	514	581	530	531	651
Theford	Mary	North Chicago	IL	591	612	517	597	554	569	602 \$8	552	712



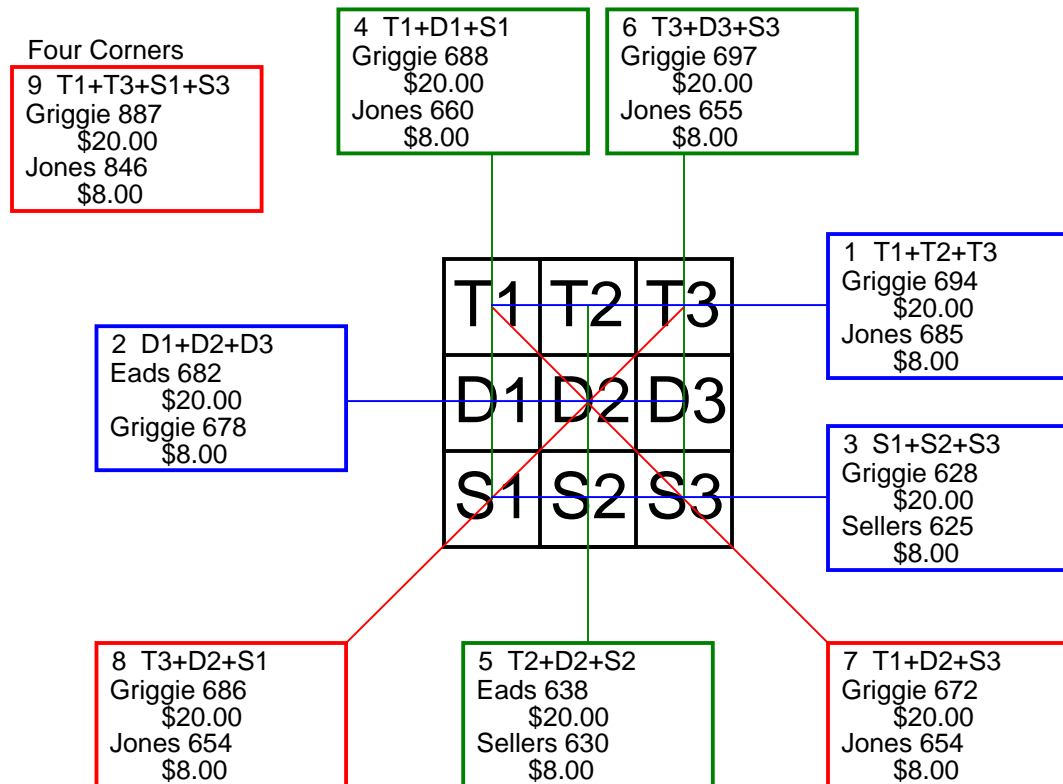
Last Name	First Name	City	State	T1+T2+T3	D1+D2+D3	S1+S2+S3	T1+D1+S1	T2+D2+S2	T3+D3+S3	T1+D2+S3	T3+D2+S1	T1+T3+S1+S3
Byrnes	Denise	Aurora	CO	540	542	561	589	531	523	567	567	705
Coppin	Doris	N Las Vegas	NV	550	553	503	526	559	521	570	563	686
Ellis	Monica	Vidalia	GA	607 \$8	627 \$8	537	601	617 \$20	553	626 \$20	570	689
Galvan	Victoria	San Antonio	TX	515	527	539	541	489	551	477	487	688
Hamrick	Lora	Powhatan	VA	554	504	554	506	583	523	573	534	677
Hunt	Cherie	Bad Axe	MI	595	539	624 \$20	596	607 \$8	555	580	620 \$8	756
IngramHarper	Rhonda	Grain Valley	MO	578	599	584	617 \$20	513	631 \$8	572	635 \$20	790 \$8
Massey	Margaret	Salisbury	NC	547	570	558	613 \$8	558	504	577	582	732
McCrary	Mary Jane	Scottsburg	IN	612 \$20	529	582	531	578	614	597 \$8	595	781
Pope	Rene	Alba	TX	577	542	516	550	550	535	560	547	692
Scott	Genny	Clearwater	FL	554	587	560	515	597	589	581	551	683
Thomas	Julie	Cary	NC	580	562	604 \$8	558	551	637 \$20	578	568	803 \$20
Winglar	Brenda	Wyoming	MI	566	645 \$20	549	599	566	595	581	589	701
Winters	Tammy	West Branch	MI	560	521	519	470	572	558	526	584	672



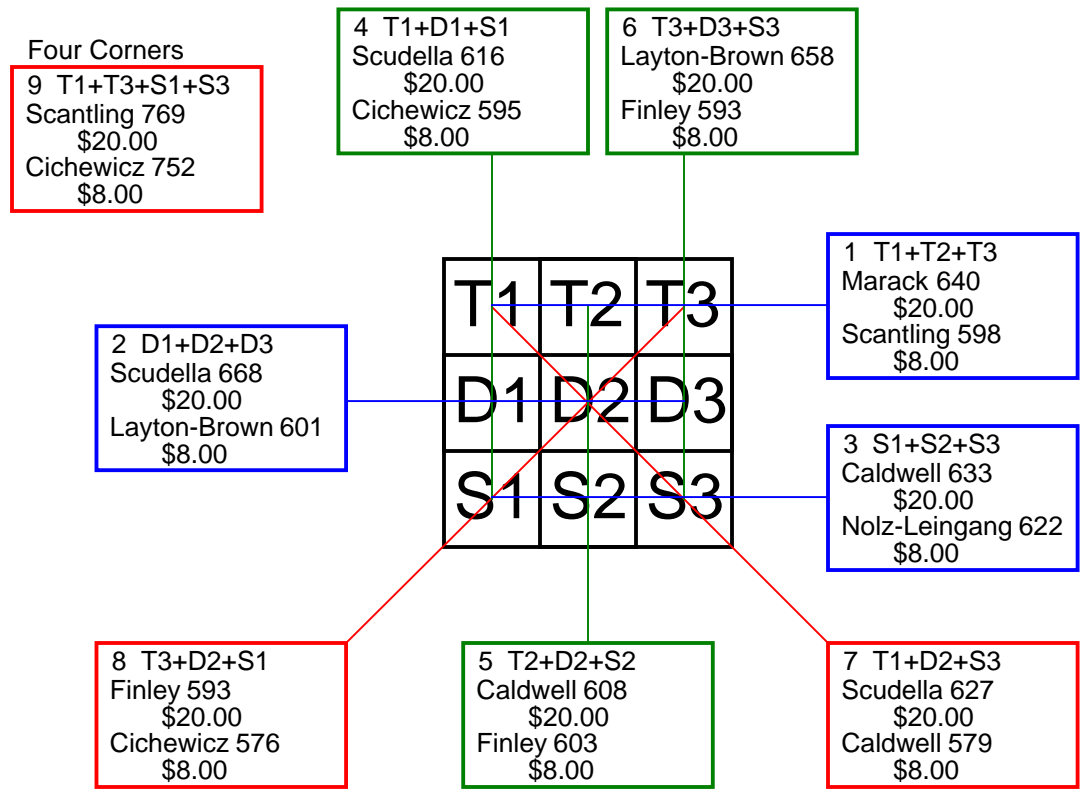
Last Name	First Name	City	State	T1+T2+T3	D1+D2+D3	S1+S2+S3	T1+D1+S1	T2+D2+S2	T3+D3+S3	T1+D2+S3	T3+D2+S1	T1+T3+S1+S3
Benson	Dawn	Dunkirk	MD	515	649 \$20	561	578	572	575	563	646 \$8	728
Bosely	Sharon	Keene	NH	598	574	581	546	543	664 \$20	563	616	777 \$8
Butler	Toni	Temple Hills	MD	578	607	599 \$8	593	634 \$8	557	622 \$8	599	709
Chapek	Jill	Thompson	OH	509	522	501	549	517	466	545	473	620
English	Kathy	Douglas	WY	616 \$8	636	539	592	551	648 \$8	528	610	746
Graves	Sandra	Fairfax	VA	526	507	569	515	572	515	534	523	668
Ingham	Dianne	Warwick		559	551	565	604	560	511	559	497	701
Kemer	Regina	Wellington	OH	568	558	528	547	513	594	566	545	731
Kinney	Darcy	Huntsville	AL	535	537	589	562	545	554	598	539	757
Matthews	Belinda	Lake Charles	LA	528	625	486	494	602	543	593	623	660
Morton	Jill	Coon Rapids	MN	595	524	554	592	530	551	525	598	733
Patterson	Patti	Elkton	MD	620 \$20	643 \$8	668 \$20	663 \$20	675 \$20	593	675 \$20	658 \$20	811 \$20
Roschen	Kathy	Coon Rapids	MN	591	611	591	622 \$8	582	589	598	539	740
Sigler	Donna	Taylor	MI	502	474	515	483	550	458	445	514	583



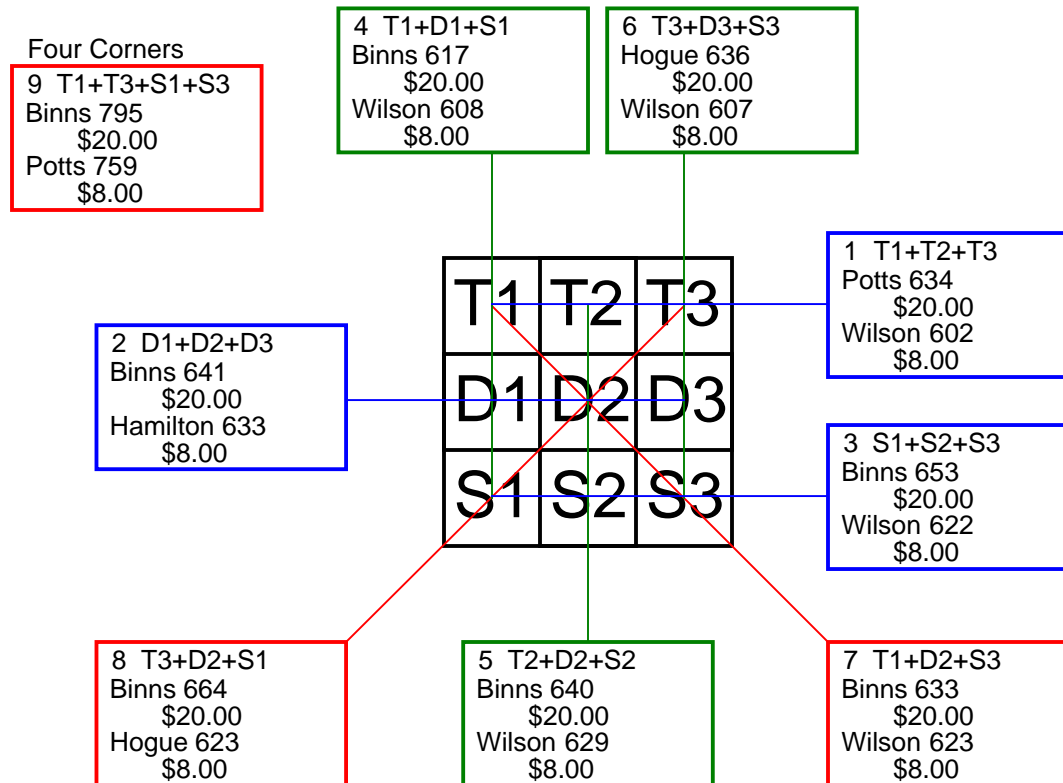
Last Name	First Name	City	State	T1+T2+T3	D1+D2+D3	S1+S2+S3	T1+D1+S1	T2+D2+S2	T3+D3+S3	T1+D2+S3	T3+D2+S1	T1+T3+S1+S3
Eads	Pam	Kokomo	IN	559	682 \$20	522	557	638 \$20	568	641	633	696
Gonzales	San Juana	Santa Fe	NM	507	537	518	530	522	510	551	510	658
Griggie	Lucinda	Charlotte	NC	694 \$20	678 \$8	628 \$20	688 \$20	615	697 \$20	672 \$20	686 \$20	887 \$20
Hallisch	Jenny	Greendale	WI	540	568	602	602	508	600	555	583	773
High	Earnestine	Winston Salem	NC	510	566	592	569	544	555	614	538	707
Hutyra	Jeanine	Shelby Twp	MI	558	541	529	503	539	586	523	514	685
Jones	Christine	Calumet City	IL	685 \$8	628	600	660 \$8	598	655 \$8	654 \$8	654 \$8	846 \$8
Kawabata	Georgina	Fallbrook	CA	558	590	589	597	533	607	571	610	758
Medina	Kathryn	Alexandria	VA	603	527	571	529	580	592	592	569	724
Moore	Connie	Lawrenceville	GA	465	601	547	509	518	586	567	572	680
Nicol	Flip	Helper	UT	506	517	473	430	527	539	479	504	615
Sellers	Latonya	Clinton	MD	536	578	625 \$8	563	630 \$8	546	524	646	720
Touchette	Kathy	Montague	CA	538	502	543	529	482	572	528	572	723
Webb	Diane	Fort Morgan	CO	547	543	540	570	518	542	583	544	687



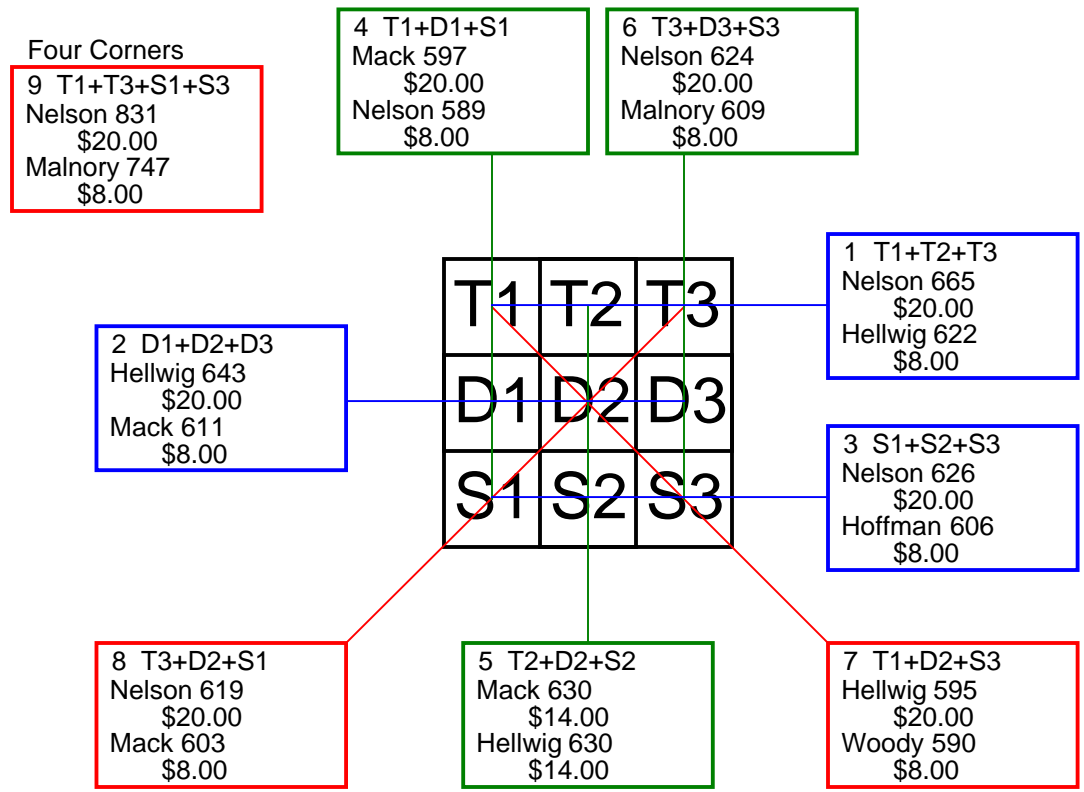
Last Name	First Name	City	State	T1+T2+T3	D1+D2+D3	S1+S2+S3	T1+D1+S1	T2+D2+S2	T3+D3+S3	T1+D2+S3	T3+D2+S1	T1+T3+S1+S3
Bailey	Nancy	Elizabethton	TN	553	574	555	538	552	592	558	496	705
Caldwell	Pam	Wyandotte	MI	561	531	633 \$20	572	608 \$20	545	579 \$8	568	716
Cichewicz	Lori	Commerce Twp	MI	566	567	585	595 \$8	547	576	544	576 \$8	752 \$8
Finley	Bessie	Austin	TX	594	585	548	531	603 \$8	593 \$8	558	593 \$20	697
Haner	Glenda	Tucson	AZ	480	530	514	457	504	563	556	486	637
Koch	Barbara	Wayland	IA	484	563	586	564	533	536	504	561	695
Layton-Brown	Michele	Newark	NJ	515	601 \$8	572	502	528	658 \$20	561	565	727
Marack	Jennie	Aurora	IL	640 \$20	530	493	541	574	548	514	513	708
Nolz-Leingang	Jackie	Bismarck	ND	549	552	622 \$8	544	594	585	554	563	702
Scantling	Beverly	Brookfield	CT	598 \$8	500	581	553	556	570	547	565	769 \$20
Scudella	Bonita	Plainfield	IL	589	668 \$20	536	616 \$20	600	577	627 \$20	570	711
Stayancho	Terry	Wellington	OH	582	496	518	542	515	539	551	463	676
Wachholz	Cindy	West Allis	WI	459	456	532	474	515	458	456	494	613
Werlein	MaryAnn	Eau Claire	WI	539	532	556	537	547	543	539	540	694



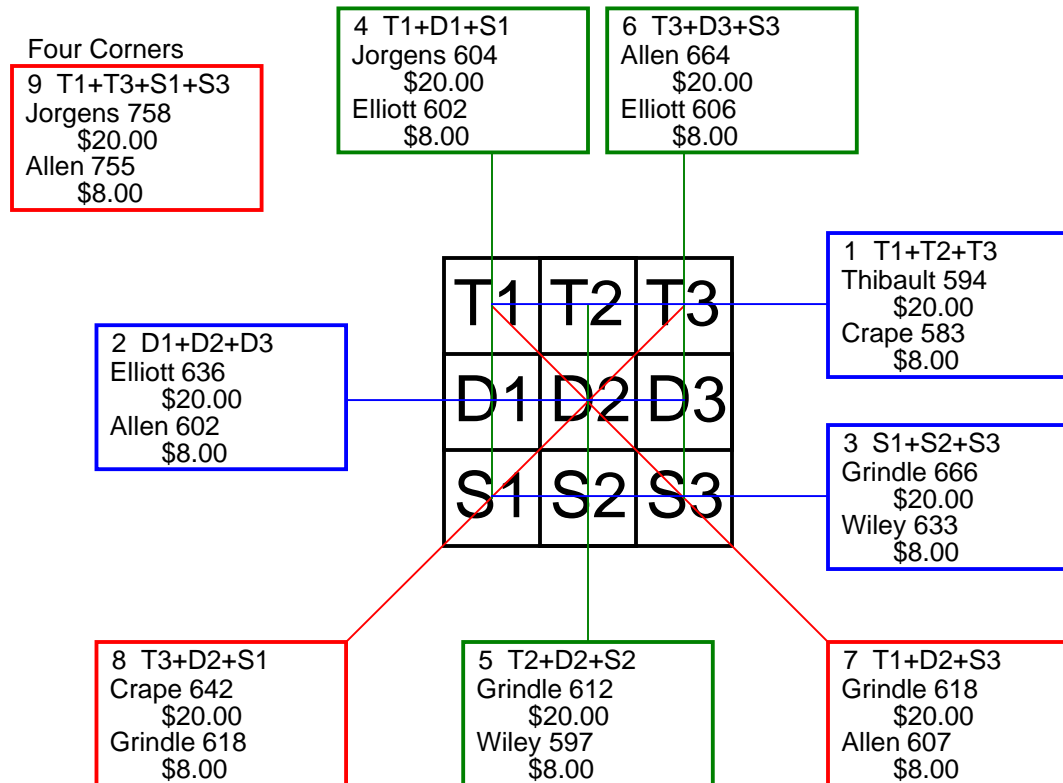
Last Name	First Name	City	State	T1+T2+T3	D1+D2+D3	S1+S2+S3	T1+D1+S1	T2+D2+S2	T3+D3+S3	T1+D2+S3	T3+D2+S1	T1+T3+S1+S3
Baker	Ila	Dover	DE	534	606	538	551	571	556	560	568	674
Berry	Jerry	Benton	KY	565	524	531	523	547	550	599	574	736
Binns	Mabel	Anchorage	AK	561	641 \$20	653 \$20	617 \$20	640 \$20	598	633 \$20	664 \$20	795 \$20
Carlson	Judy	Columbus	NE	542	546	556	487	556	601	561	560	685
Carpenter	Susan	Westlake	LA	499	496	516	526	522	463	475	507	626
Hamilton	Yosemite	Lakewood	CA	545	633 \$8	566	596	610	538	603	564	675
Hemme	Karen	Redlands	CA	536	600	595	544	586	601	603	602	721
Hogue	Patricia	Jacksonville	FL	557	592	600	573	540	636 \$20	555	623 \$8	756
Marshall	Marsha P	Rockwood	TN	554	587	550	571	555	565	494	562	685
Ogren	Pamela	Chandler	AZ	567	573	567	553	612	542	561	537	672
Ott	Marion	Cerritos	CA	500	582	536	533	578	507	525	539	609
Potts	Anna	Highmount	NY	634 \$20	562	516	562	547	603	558	597	759 \$8
Waymer	Tamela	Detroit	MI	516	576	549	494	570	577	530	538	617
Wilson	Tjuana	Memphis	TN	602 \$8	620	622 \$8	608 \$8	629 \$8	607 \$8	623 \$8	590	750



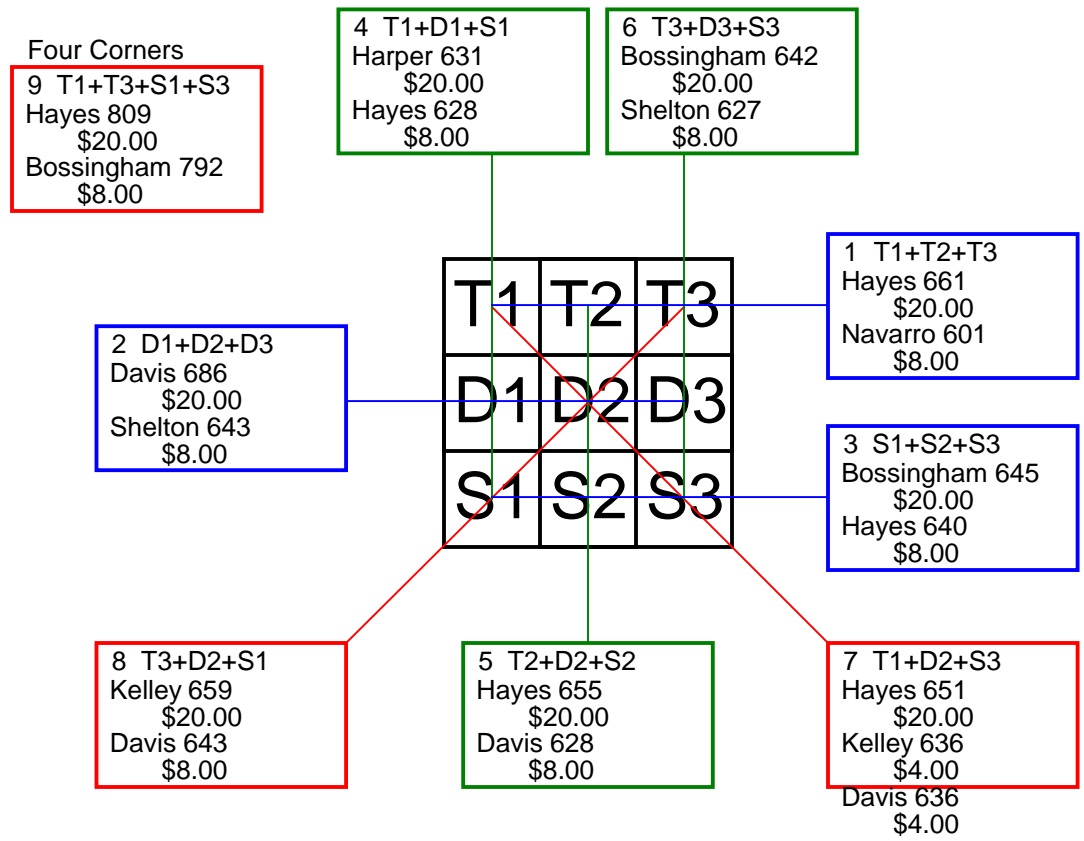
Last Name	First Name	City	State	T1+T2+T3	D1+D2+D3	S1+S2+S3	T1+D1+S1	T2+D2+S2	T3+D3+S3	T1+D2+S3	T3+D2+S1	T1+T3+S1+S3
Cruz	Pat	Beaumont	TX	546	533	549	582	532	514	544	544	699
Gaylon	Doris	Wilder	TN	518	571	572	536	568	557	570	522	664
Gerczak	Nancy	Rehoboth Beach	DE	565	509	490	481	593	490	524	484	602
Hall	Claire	Detroit	MI	537	579	511	570	544	513	558	525	672
Hellwig	Peggy	Owendale	MI	622 \$8	643 \$20	535	585	630 \$14	585	595 \$20	601	694
Hoffman	Teresa	Middleburg	PA	498	568	606 \$8	520	587	565	558	577	678
Judkins	Sheila	Yreka	CA	573	495	601	539	573	557	556	555	744
Koskinienei	LuAnn	New York Mills	MN	533	438	577	531	518	499	541	513	725
Mack	Jan	Traverse City	MI	595	611 \$8	562	597 \$20	630 \$14	541	569	603 \$8	715
Malnory	Barbara	Eau Claire	WI	595	543	575	551	553	609 \$8	565	577	747 \$8
Nelson	Christina	Fargo	ND	665 \$20	529	626 \$20	589 \$8	607	624 \$20	581	619 \$20	831 \$20
Piekarski	Julie	Hales Corners	WI	567	558	603	568	596	564	548	572	683
Roberts	Marilyn	Santa Clara	UT	585	511	543	522	523	594	538	553	730
Woody	Claretha	Durham	NC	575	594	510	584	601	494	590 \$8	554	654



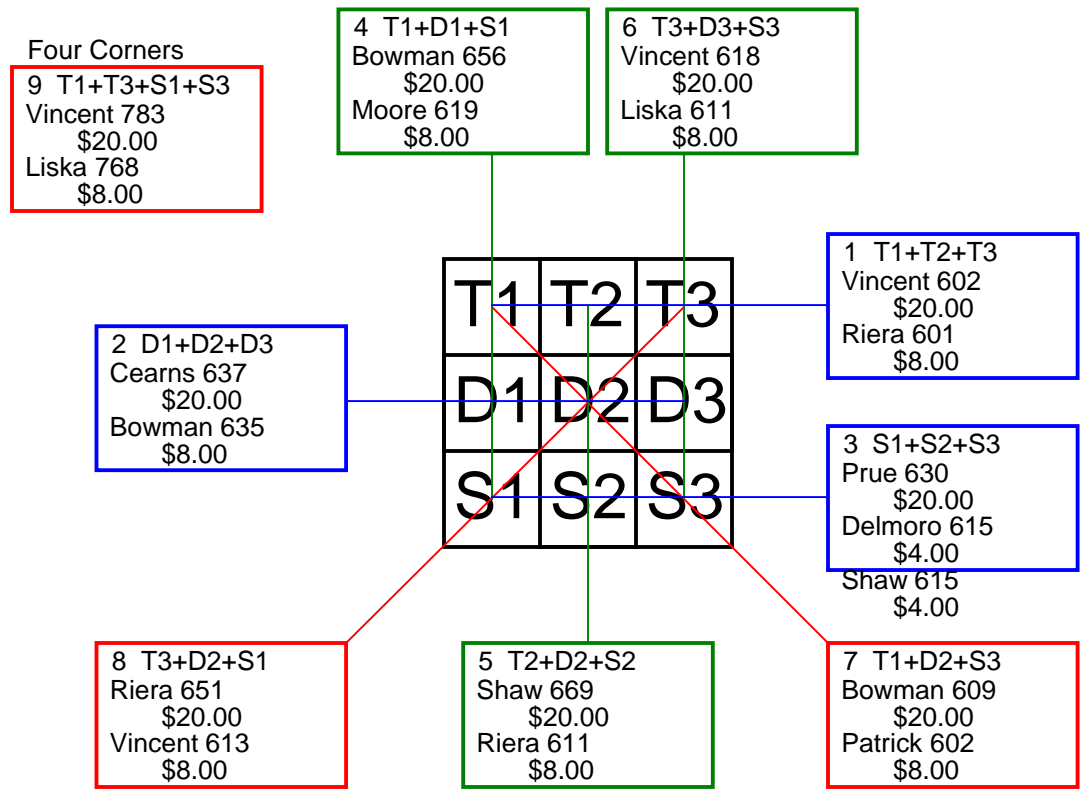
Last Name	First Name	City	State	T1+T2+T3	D1+D2+D3	S1+S2+S3	T1+D1+S1	T2+D2+S2	T3+D3+S3	T1+D2+S3	T3+D2+S1	T1+T3+S1+S3				
Allen	Shonda	Muncie	IN	582	602	\$8	570	569	521	664	\$20	607	\$8	525	755	\$8
Brewer	Mary	Bellevue	NE	515	593		529	531	543	563		533		580	669	
Crape	Gloria	Clatskanie	OR	583	\$8	588	581	571	593	588		601	\$20	642	738	
Durham	Cheryl	Clinton	MD	493		452	513	529	440	489		503		534	683	
Elliott	Isabella M	Tannersville	PA	522		636	\$20	609	602	\$8	559	606	\$8	587	585	742
Grindle	Beverly	Bronson	MI	534		577		666	\$20	587	612	\$20	578	618	\$8	752
Jorgens	Barb	Lincoln	NE	543		557		594	604	\$20	517	573	570	608	758	\$20
Looney	Shelby	Alabaster	AL	496		516		560	526		551	495	542	542	683	
Orchard	Sandra	Kaysville	UT	465		529		567	527		503	531	515	584	666	
Randleman	Linda	Toledo	OH	565		586		494	562		538	545	542	507	649	
Schwab	Judy	Seminole	FL	572		441		592	517		543	545	523	509	722	
Sorenson	Brenda	Richfield	UT	527		553		539	582		520	517	550	524	660	
Thibault	Jean	Hollis Center	ME	594	\$20	526		563	539		574	570	544	588	740	
Wiley	Kimberly	Burkburnett	TX	519		564		633	\$8	554	597	\$8	565	547	560	727



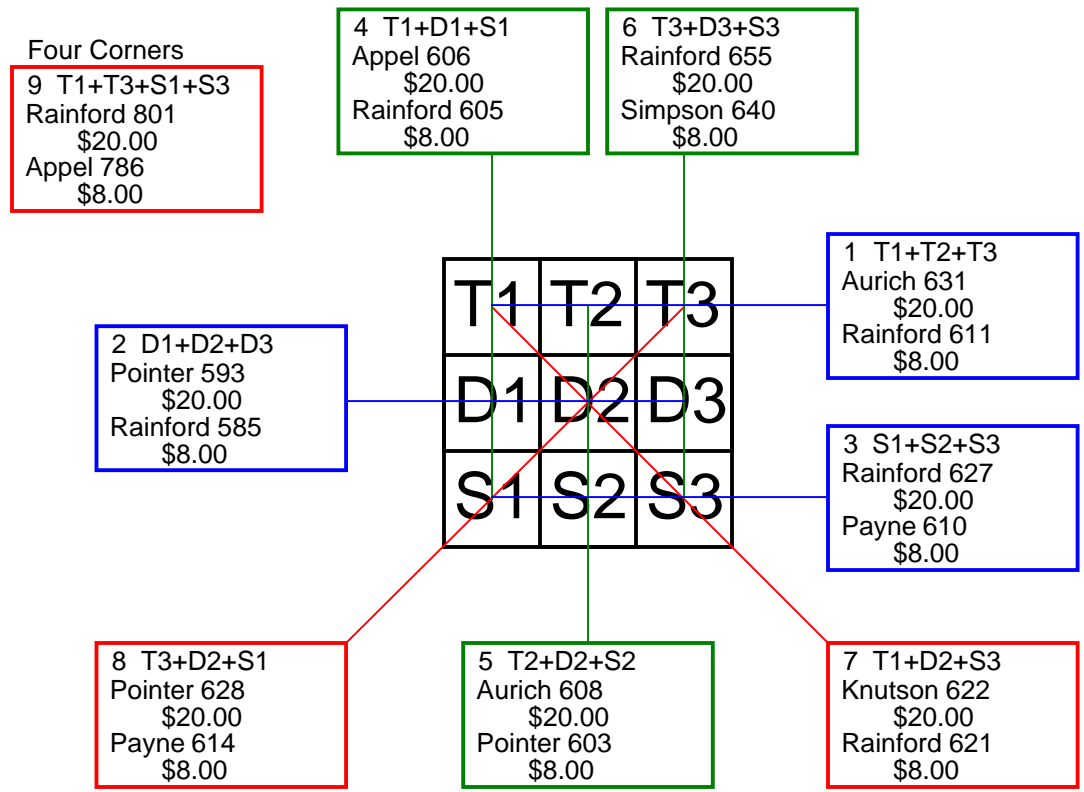
Last Name	First Name	City	State	T1+T2+T3	D1+D2+D3	S1+S2+S3	T1+D1+S1	T2+D2+S2	T3+D3+S3	T1+D2+S3	T3+D2+S1	T1+T3+S1+S3
Bossingham	Sherri	Lake Mills	WI	572	570	645 \$20	567	578	642 \$20	572	622	792 \$8
Callahan	Connie	Newark	DE	538	571	556	551	533	581	543	606	720
Capron	Lucia	Oakland	CA	541	551	541	533	521	579	532	557	671
Davis	Melissa	Scio	OR	523	686 \$20	532	561	628 \$8	552	636 \$4	643 \$8	657
Grace-Fields	Helen	Newark	NJ	575	563	603	598	565	578	581	584	752
Harper	Kimberly	Irvington	NJ	578	551	584	631 \$20	590	492	605	585	739
Hastings	Susan	Zion	IL	568	538	535	521	560	560	535	557	693
Hayes	Karen	Altamonte Springs	FL	661 \$20	588	640 \$8	628 \$8	655 \$20	606	651 \$20	604	809 \$20
Jones	Arlene	Elko	NV	572	612	561	627	600	518	612	548	693
Kelley	Mary	Davenport	IA	555	630	593	570	618	590	636 \$4	659 \$20	752
Malone	Vivian	Muncie	IN	484	575	583	539	553	550	574	600	698
Navarro	Esther	Killeen	TX	601 \$8	586	594	574	598	609	601	581	790
Shelton	Karen	Bucyrus	MO	572	643 \$8	639	627	600	627 \$8	623	624	766
Smerecki	Caroline	Eagleville	PA	539	626	547	550	559	603	574	607	677



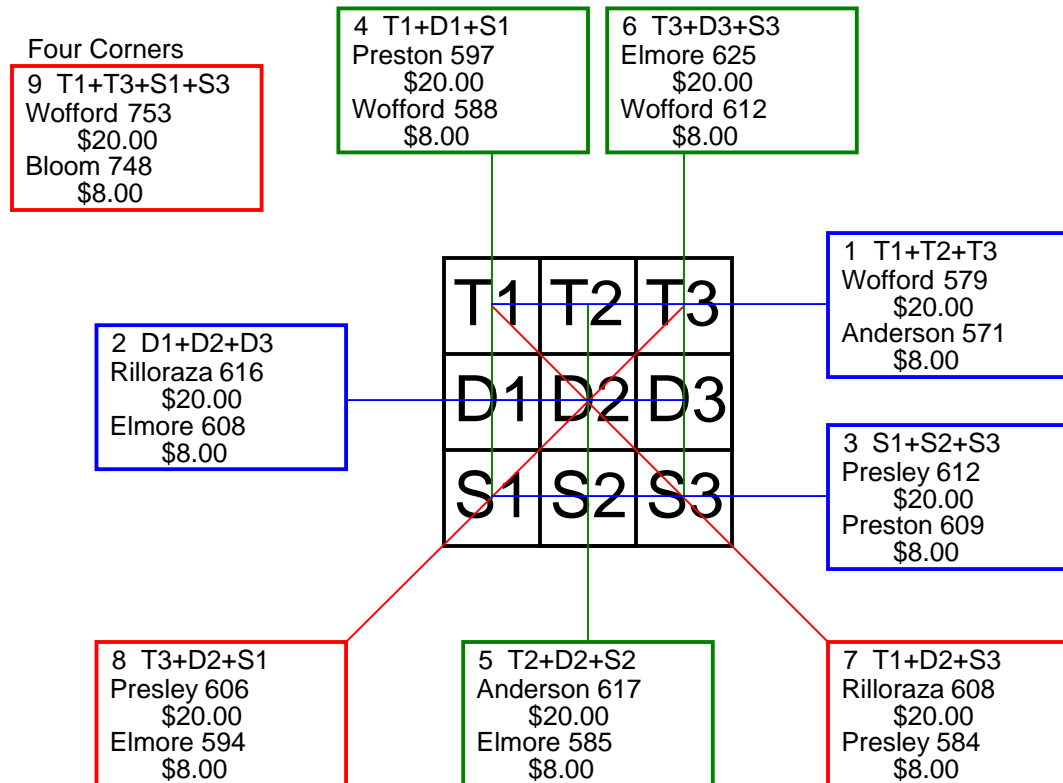
Last Name	First Name	City	State	T1+T2+T3	D1+D2+D3	S1+S2+S3	T1+D1+S1	T2+D2+S2	T3+D3+S3	T1+D2+S3	T3+D2+S1	T1+T3+S1+S3
Bowman	Kathy	Sunnyvale	CA	592	635 \$8	594	656 \$20	597	568	609 \$20	595	767
Cearns	Pam	Gering	NE	546	637 \$20	535	588	608	522	581	579	663
Crossen	Sandy	Holland	OH	533	606	597	528	609	599	593	552	701
Delmoro	Sandi	Myakka City	FL	554	469	615 \$4	548	597	493	529	529	715
Demoss	Marge	Keizer	OR	564	590	572	537	601	588	599	578	718
Liska	Marian	Phoenix	AZ	585	556	596	571	555	611 \$8	573	587	768 \$8
Minich	Gina	Pickerington	OH	541	627	552	543	584	593	598	598	678
Moore	Shelva	Sycamore	IL	592	615	568	619 \$8	591	565	593	582	735
Patrick	Cheri	Omaha	NE	585	468	571	534	521	569	602 \$8	492	739
Prue	Christina	Capitol Heights	MD	494	444	630 \$20	532	501	535	566	546	739
Riera	Diana	Plainville	CT	601 \$8	625	555	609	611 \$8	561	587	651 \$20	725
Shaw	Christine	Franklin	PA	493	571	615 \$4	525	669 \$20	485	515	542	589
Smith	Nancy	Littleton	CO	542	538	577	535	607	515	593	534	679
Vincent	Ann	Germantown	MD	602 \$20	531	535	552	498	618 \$20	545	613 \$8	783 \$20



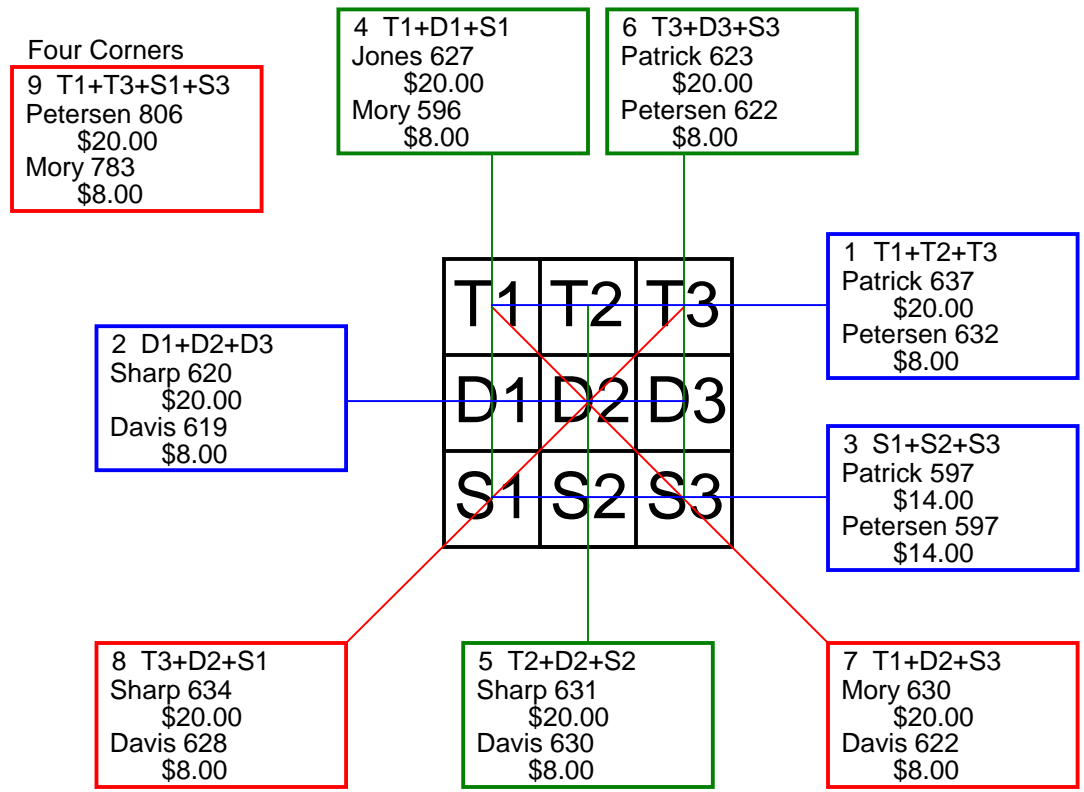
Last Name	First Name	City	State	T1+T2+T3	D1+D2+D3	S1+S2+S3	T1+D1+S1	T2+D2+S2	T3+D3+S3	T1+D2+S3	T3+D2+S1	T1+T3+S1+S3
Appel	Dorothy	Shiloh	IL	574	563	597	606 \$20	529	599	561	594	786 \$8
Aurich	Brenda	Spring Lake	MI	631 \$20	546	600	588	608 \$20	581	618	581	758
Blount	Janice	Vidalia	GA	513	572	539	546	531	547	536	483	645
Bryfogle	Linda	Saylorsburg	PA	600	498	482	485	535	560	494	497	674
Hickman	Donna	Santa Ana	CA	557	579	526	580	571	511	583	580	675
Knutson	Janet	Rice Lake	WI	591	584	585	584	594	582	622 \$20	569	750
Mathison	Barbara	Baltimore	MD	537	514	562	514	566	533	531	533	666
Mork	Linda	Aberdeen	SD	479	569	605	563	555	535	542	572	688
Omo	Robbi	Coldwater	MI	546	582	539	566	559	542	532	582	695
Payne	Dorothy	Browns Mills	NJ	582	532	610 \$8	584	585	555	560	614 \$8	754
Pointer	Sharon	Gary	IN	568	593 \$20	606	583	603 \$8	581	591	628 \$20	742
Rainford	Evelyn	Brooklyn	NY	611 \$8	585 \$8	627 \$20	605 \$8	563	655 \$20	621 \$8	576	801 \$20
Simpson	Bobbie	Rockford	IL	594	575	599	534	594	640 \$8	581	549	733
Thurman	Freda	Cliffside Park	NJ	572	502	586	527	542	591	570	586	781



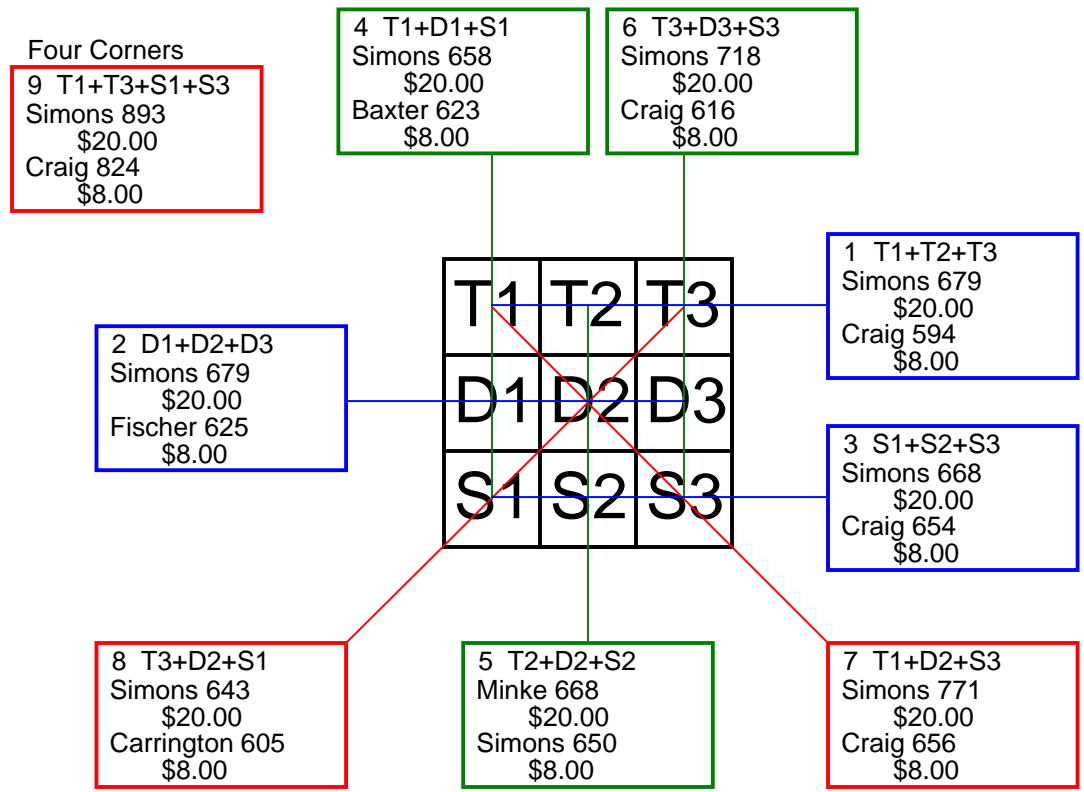
Last Name	First Name	City	State	T1+T2+T3	D1+D2+D3	S1+S2+S3	T1+D1+S1	T2+D2+S2	T3+D3+S3	T1+D2+S3	T3+D2+S1	T1+T3+S1+S3		
Anderson	Jamiee	Gulf Shores	AL	571	\$8	579	590	573	617	\$20	550	568	534	683
Bloom	Jerry Lynn	Denmark	IA	514		515	602	572	526		533	553	562	748
Bryan	Karen	Pataskala	OH	483		516	521	532	420		568	507	533	713
Elmore	Denise	Lake City	MI	568	608	\$8	605	571	585	\$8	625	\$20	576	594
Haynes	Chantal	Houma	LA	473		543	550	524	543		499	497	550	637
Hubbard	Anita	Kimball	MI	534		545	561	544	565		531	567	536	693
Michalowski	Dottie	Oceanside	CA	538		547	579	537	558		569	538	543	679
MickensAndrews	Shayla	Richardson	TX	462		534	550	548	478		520	519	546	664
Presley	Anna	San Antonio	TX	514		583	612	\$20	580		578	584	\$8	606
Preston	Francene	Ocala	FL	525		561	609	\$8	597	\$20	578	520	553	528
Rilloraza	Edna	Beaverton	OR	507	616	\$20	573	587	532		577	608	\$20	534
Tompkins	Mandana	Greenville	MI	489		531	569	513	551		525	508	521	625
Winiarski	Melissa	Clinton Township	MI	484		550	466	503	481		516	480	487	617
Wofford	Sharon	West Allis	WI	579	\$20	566	602	588	\$8	547	612	\$8	572	545



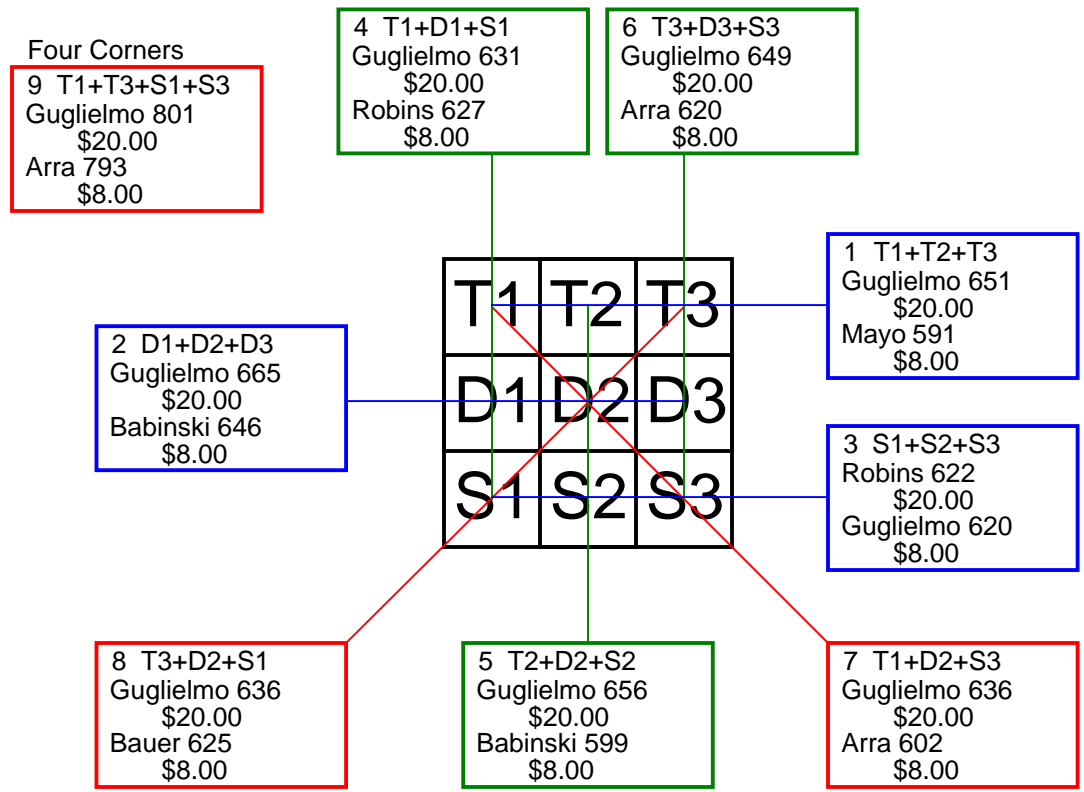
Last Name	First Name	City	State	T1+T2+T3	D1+D2+D3	S1+S2+S3	T1+D1+S1	T2+D2+S2	T3+D3+S3	T1+D2+S3	T3+D2+S1	T1+T3+S1+S3
Davis	Susan	Springfield	OH	551	619 \$8	594	560	630 \$8	574	622 \$8	628 \$8	728
Farmer	Phyllis	Forgan	OK	516	494	518	532	474	522	521	480	658
Flynn	Peggy	Eau Claire	WI	542	583	583	541	605	562	567	610	701
Gable	Betty	Cumberland	MD	576	584	594	573	593	588	584	539	723
Gilhousen	Penny	West End	NC	489	570	475	528	501	505	533	545	623
Johnson	Lilia	Lawton	OK	539	574	484	538	538	521	565	559	698
Jones	Arlene	Elko	NV	572	612	561	627 \$20	600	518	612	548	693
Mory	Marilyn	Angola	IN	623	584	593	596 \$8	584	620	630 \$20	581	783 \$8
Patrick	Glenda	San Diego	CA	637 \$20	593	597 \$14	576	628	623 \$20	605	613	765
Petersen	Marie	Clio	MI	632 \$8	567	597 \$14	593	581	622 \$8	618	627	806 \$20
Reed	Denise	Chicago	IL	558	547	539	486	565	593	543	541	677
Sharp	Andrea	Stafford	VA	554	620 \$20	594	573	631 \$20	564	537	634 \$20	720
Thompson	Nancy	Austin	TX	511	586	570	561	537	569	551	545	700
Watson	Denese	Temecula	CA	515	597	584	497	589	610	545	502	678



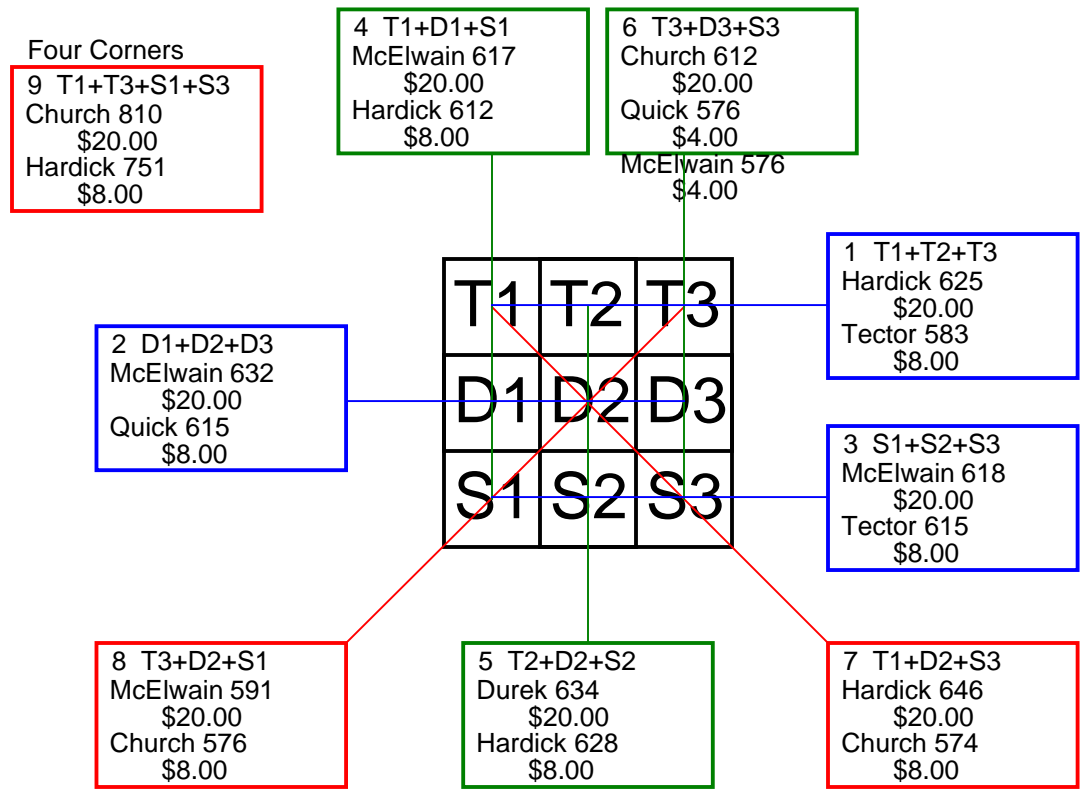
Last Name	First Name	City	State	T1+T2+T3	D1+D2+D3	S1+S2+S3	T1+D1+S1	T2+D2+S2	T3+D3+S3	T1+D2+S3	T3+D2+S1	T1+T3+S1+S3
Baxter	Frankie	Hamilton	OH	591	589	593	623 \$8	603	547	594	602	750
Bowser	Chrissy M	Greenville	PA	574	566	535	573	552	550	589	490	707
Carrington	Carole	Flint	MI	537	574	605	587	584	545	547	605 \$8	720
Craig	Melinda	Lexington	KY	594 \$8	613	654 \$8	619	626	616 \$8	656 \$8	572	824 \$8
Fischer	Heidi	Glen Burnie	MD	517	625 \$8	612	558	609	587	624	580	709
Goins	Imelda	Baton Rouge	LA	558	587	520	539	559	567	579	594	699
Langley	Rebecca	Charleston	SC	530	528	569	500	615	512	519	553	632
Minke	Sandy	Westerville	OH	552	571	548	478	668 \$20	525	627	555	674
Norris	RoseAnn	Vernon	NJ	548	577	565	579	545	566	563	530	701
Simons	Laura	SouthHampton SN		679 \$20	679 \$20	668 \$20	658 \$20	650 \$8	718 \$20	771 \$20	643 \$20	893 \$20
Sweeney	Millie	Victoria	TX	560	527	538	558	529	538	532	532	695
Wacker	Dianne	Loveland	CO	562	604	481	571	505	571	534	571	696
Whited	Mary Jo	Cuyahoga Falls	OH	513	554	518	510	513	562	550	550	686
Woodington	K Nicole	Wilmington	NC	545	554	534	534	546	553	530	543	680



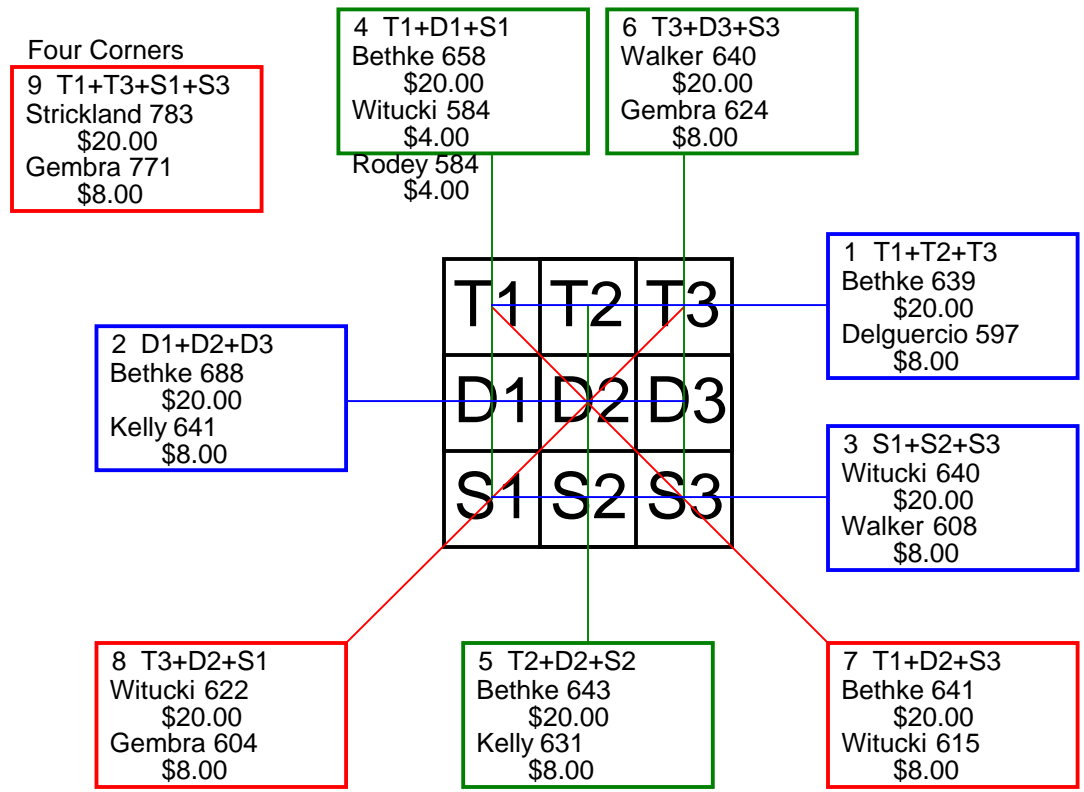
Last Name	First Name	City	State	T1+T2+T3	D1+D2+D3	S1+S2+S3	T1+D1+S1	T2+D2+S2	T3+D3+S3	T1+D2+S3	T3+D2+S1	T1+T3+S1+S3
Arra	Gloria	Shelby Township	MI	562	615	591	599	549	620 \$8	602 \$8	596	793 \$8
Babinski	Rosemary	Bradley	IL	509	646 \$8	555	570	599 \$8	541	577	623	677
Bauer	Cindy	Altoona	WI	549	593	553	575	580	540	563	625 \$8	693
Cabello	Erica	Loves Park	IL	569	564	532	601	495	569	550	506	747
Dowd	Valerie	Salisbury	NC	558	513	560	590	464	577	508	557	758
Emerson	Marissa	Chesterfield	MI	501	506	596	559	533	511	564	501	722
Guglielmo	JoAnn	Webster	MA	651 \$20	665 \$20	620 \$8	631 \$20	656 \$20	649 \$20	636 \$20	636 \$20	801 \$20
Jena	Jeanette	Huntington	IN	560	614	514	532	594	562	528	579	659
Mayo	Peggy	Virginia Beach	VA	591 \$8	587	525	521	581	601	594	553	712
ODonnel	E Lynee	New Egypt	NJ	536	578	543	548	578	531	538	548	645
Putnam	Etta	Chattanooga	TN	474	526	583	513	508	562	513	528	686
Robins	Sharon	Randolph	NJ	500	574	622 \$20	627 \$8	492	577	538	566	746
Rohwedder	Claralee	Kelso	WA	571	554	608	551	588	594	561	582	742
Ross	Barbara	Ellenwood	GA	579	571	543	545	576	572	567	573	708



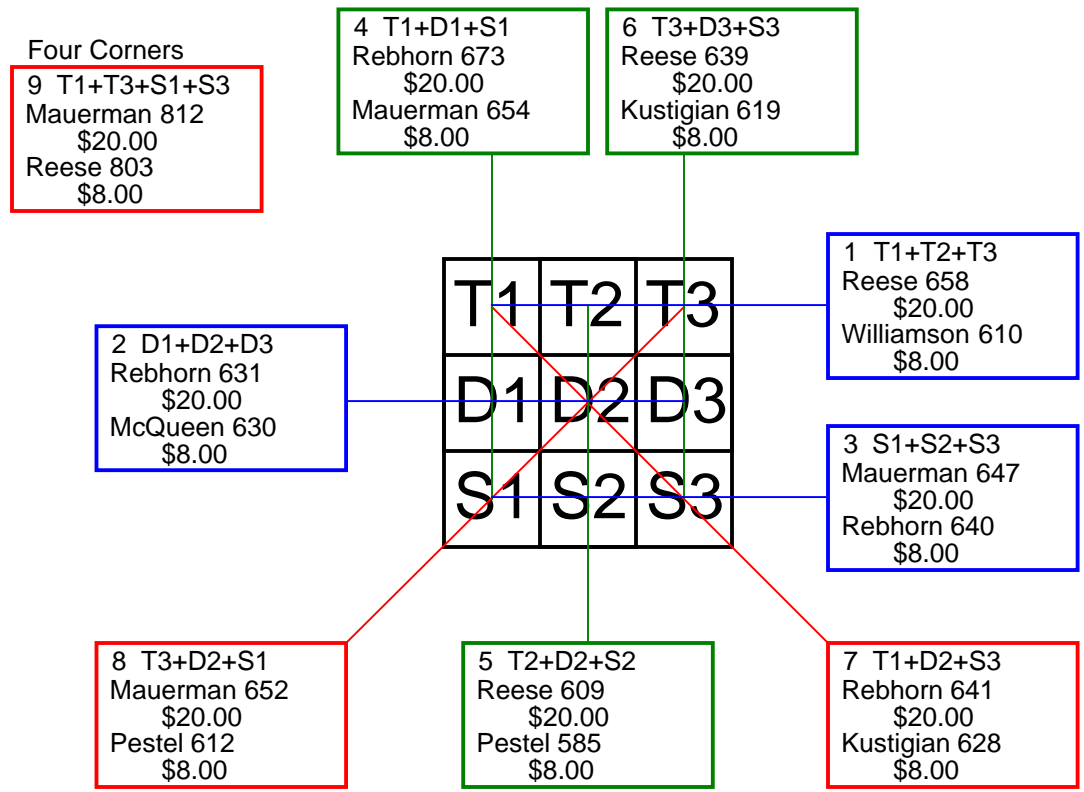
Last Name	First Name	City	State	T1+T2+T3	D1+D2+D3	S1+S2+S3	T1+D1+S1	T2+D2+S2	T3+D3+S3	T1+D2+S3	T3+D2+S1	T1+T3+S1+S3
Braddock	Marsha	Papillion	NE	512	601	561	597	523	554	523	537	673
Church	Lora	Sublimity	OR	557	538	612	605	490	612 \$20	574 \$8	576 \$8	810 \$20
Durek	Marylouise	Saint Charles	MI	570	575	539	541	634 \$20	509	511	546	629
Flint	Tonya	Hutchinson	MN	537	566	573	586	538	552	551	555	711
Hardick	Sharon	Phillipsburg	NJ	625 \$20	604	578	612 \$8	628 \$8	567	646 \$20	562	751 \$8
Hicks	Trish	Denton	TX	533	562	548	575	514	554	482	565	706
Jacob	Michelle	St Clair Shores	MI	513	566	522	529	540	532	522	477	642
Jacobs	Ella	Harper	KS	510	520	563	538	531	524	565	553	693
Lythgoe	Mabel	Redding	CA	470	522	563	570	522	463	469	543	615
Masincup	Kristin	Fairlawn	NJ	474	601	500	543	506	526	569	547	657
McElwain	Judy	Falkner	MS	552	632 \$20	618 \$20	617 \$20	609	576 \$4	561	591 \$20	684
Quick	Mary	Clatskanie	OR	504	615 \$8	556	547	552	576 \$4	499	522	624
Sukon	Kathleen	El Paso	TX	526	526	572	544	519	561	545	562	727
Tector	Judy	Wichita	KS	583 \$8	486	615 \$8	581	566	537	560	567	740



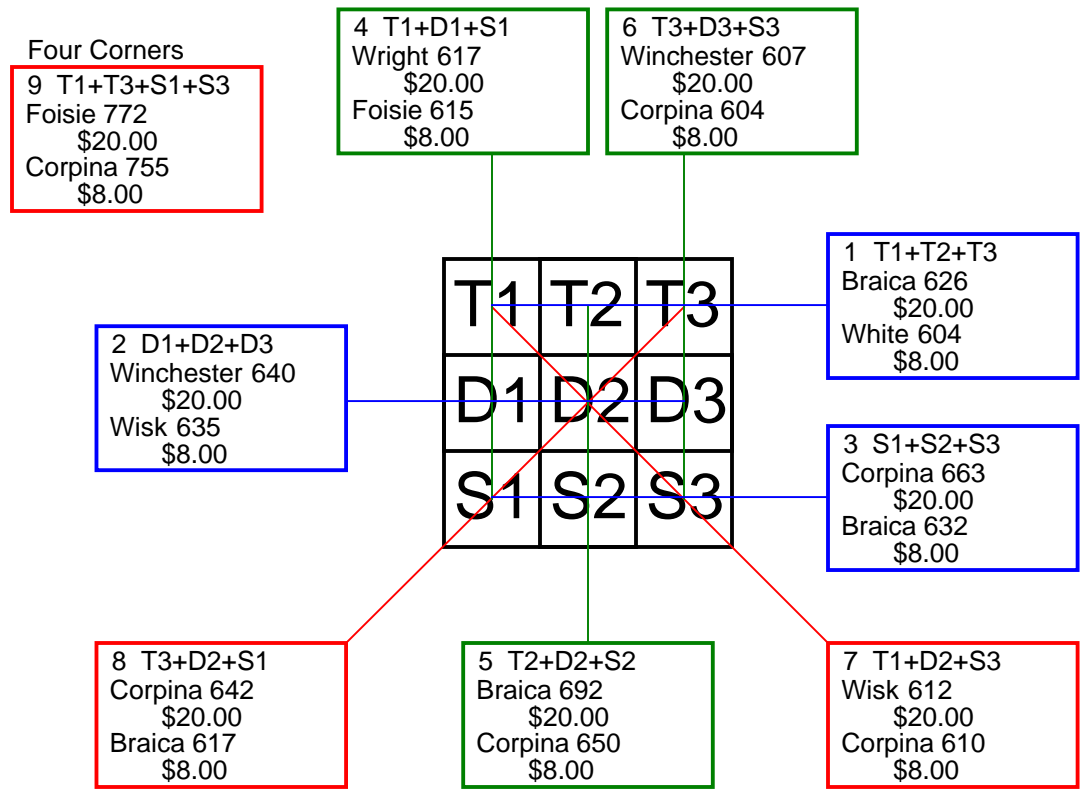
Last Name	First Name	City	State	T1+T2+T3	D1+D2+D3	S1+S2+S3	T1+D1+S1	T2+D2+S2	T3+D3+S3	T1+D2+S3	T3+D2+S1	T1+T3+S1+S3
Bethke	Janet	Baltimore	MD	639 \$20	688 \$20	596	658 \$20	643 \$20	622	641 \$20	593	770
Burnette	Carolyn	Foley	AL	576	567	525	532	561	575	473	562	666
Delguercio	Andrea	Clifton	NJ	597 \$8	558	546	581	505	615	528	551	763
DeWitt	Jennifer	Bremerton	WA	479	583	477	455	554	530	563	526	621
Gembra	Cindy	Mundelein	IL	578	539	593	533	553	624 \$8	554	604 \$8	771 \$8
Goodwin	Kathy	Saginaw	MI	504	619	602	577	616	532	585	550	668
Kelly	Megan	Huber Heights	OH	588	641 \$8	580	558	631 \$8	620	540	603	730
Lansky	Diana	Ann Arbor	MI	505	499	494	481	511	506	483	509	647
Morris	Loretta	Midlothian	IL	493	485	593	483	570	518	444	516	617
Rodey	Susan	Dearborn Heights	MI	533	596	578	584 \$4	613	510	608	568	714
Schmitz	Cindi	Salem	OR	531	591	516	524	560	554	525	544	629
Strickland	Robin	Taylorsville	MS	538	540	585	558	507	598	570	592	783 \$20
Walker	Bessie	Rocky Mount	NC	469	586	608 \$8	532	491	640 \$20	554	551	744
Witucki	Dell	Canton	MI	577	553	640 \$20	584 \$4	610	576	615 \$8	622 \$20	765



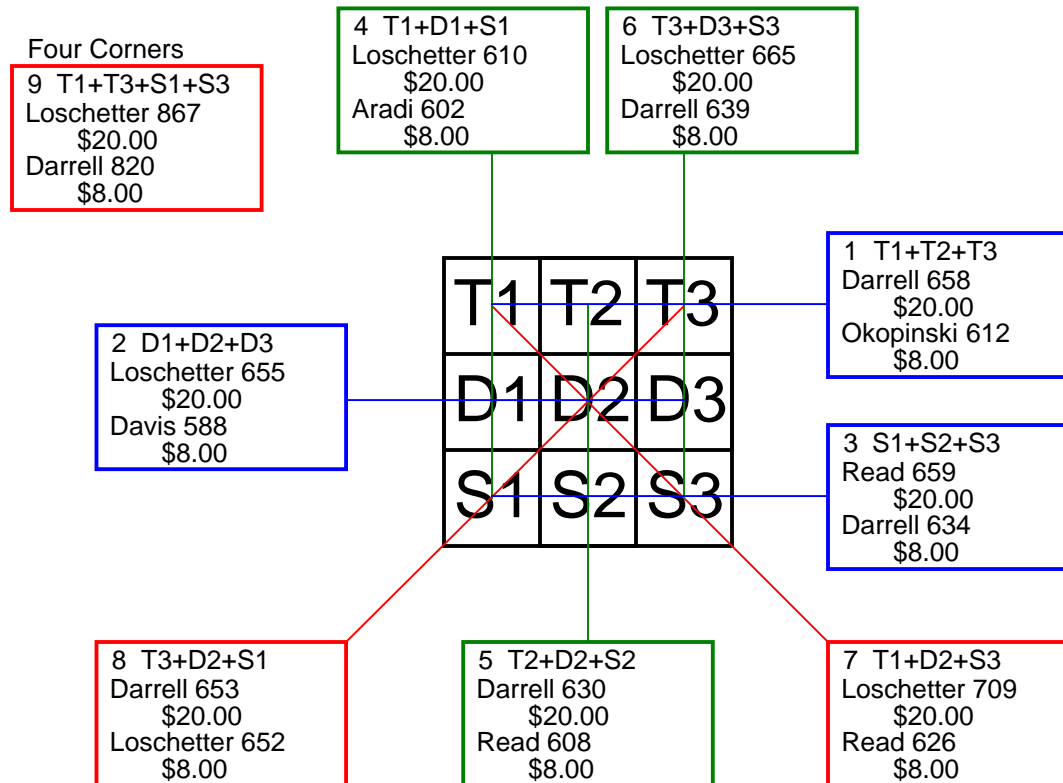
Last Name	First Name	City	State	T1+T2+T3	D1+D2+D3	S1+S2+S3	T1+D1+S1	T2+D2+S2	T3+D3+S3	T1+D2+S3	T3+D2+S1	T1+T3+S1+S3
Collins	Sharon	Oakland	MD	550	501	574	493	555	577	524	564	702
Ellis	Vernita	Fayetteville	NC	539	601	540	558	561	561	583	568	663
Hamilton	Karen	Grove City	OH	543	559	580	575	536	571	500	534	718
Kustigian	Margaret	Leicester	MA	581	590	609	592	569	619 \$8	628 \$8	566	784
Lockwood	Elaine	Spring	TX	487	521	493	504	498	499	476	516	605
Mauerman	Patty	Tremont	IL	575	583	647 \$20	654 \$8	549	602	597	652 \$20	812 \$20
McKinley	Patricia L	Muskegon	MI	552	566	565	564	564	555	590	590	713
McQueen	Camille	Long Valley	NJ	576	630 \$8	502	569	572	567	563	534	679
Pestel	Pamela	Ham Lake	MN	567	592	519	544	585 \$8	549	555	612 \$8	675
Rebhorn	Val	Sycamore	IL	536	631 \$20	640 \$8	673 \$20	557	577	641 \$20	584	797
Reese	Yolanda	Caledonia	MI	658 \$20	570	613	593	609 \$20	639 \$20	603	602	803 \$8
Stuart	Lori	Fall Creek	WI	588	619	518	595	567	563	567	584	714
White	Brenda	Justice	IL	534	600	601	580	575	580	609	602	738
Williamson	Glady	Loves Park	IL	610 \$8	494	561	546	550	569	565	575	732



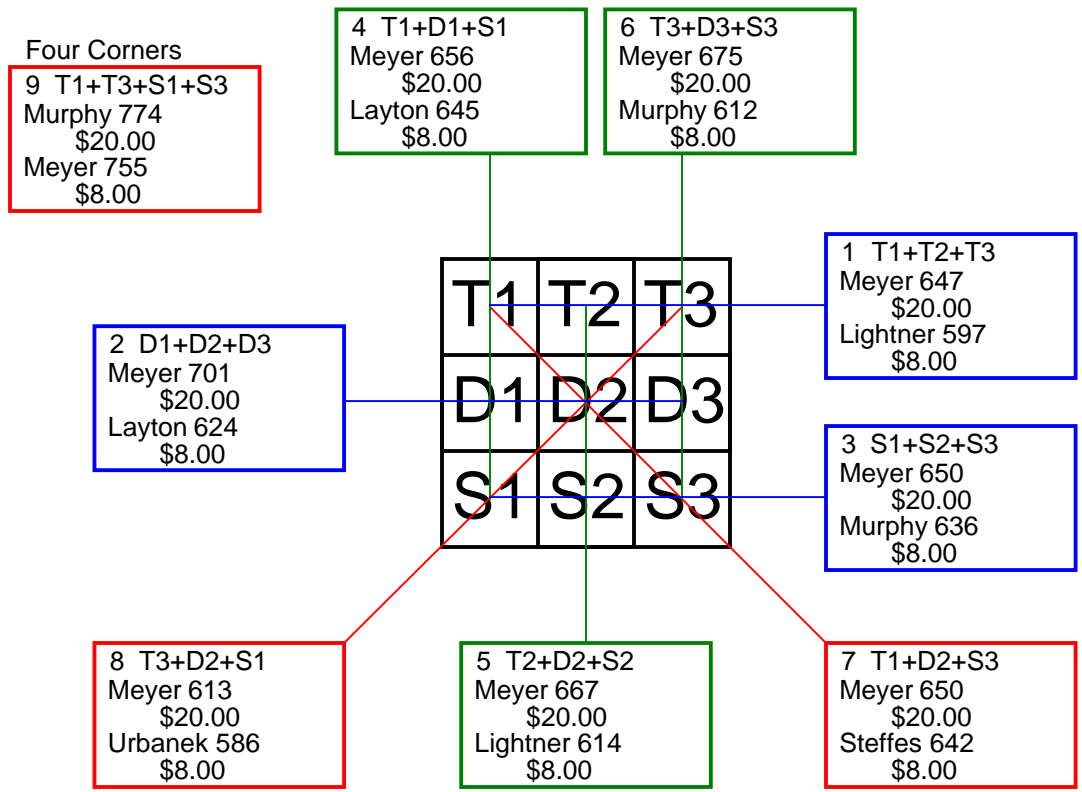
Last Name	First Name	City	State	T1+T2+T3	D1+D2+D3	S1+S2+S3	T1+D1+S1	T2+D2+S2	T3+D3+S3	T1+D2+S3	T3+D2+S1	T1+T3+S1+S3
Agne	Carolyn A	Taylor	MI	568	553	537	519	582	557	537	526	644
Boback	Elaine	Northbrook	IL	487	570	513	537	509	524	519	521	632
Braica	Vinnie	Orlando	FL	626 \$20	599	632 \$8	587	692 \$20	578	606	617 \$8	728
Corpina	Kathleen	Copperas Cove	TX	558	617	663 \$20	584	650 \$8	604 \$8	610 \$8	642 \$20	755 \$8
Feller	Cheryl	Hamilton	ON	548	529	585	566	541	555	545	533	714
Foisie	Karen	Tustin	MI	593	494	542	615 \$8	487	527	518	580	772 \$20
Johnson	Paula	Clarkston	MI	569	523	475	541	485	541	564	517	710
Lange	Bonnie	Augusta	WI	529	594	542	552	513	600	581	568	719
Silbernagel	Phyllis	Bismarck	ND	564	511	553	537	527	564	548	498	705
Smith	Ethel	Orlando	FL	495	539	570	448	576	580	568	569	666
White	Kathleen	Newark	DE	604 \$8	605	562	614	613	544	585	613	742
Winchester	Myra	Charlotte	NC	579	640 \$20	548	581	579	607 \$20	570	605	710
Wisk	Suzanne	Plainville	CT	588	635 \$8	521	606	565	573	612 \$20	607	737
Wright	Sharon	Madison	NE	567	571	626	617 \$20	570	577	598	538	750



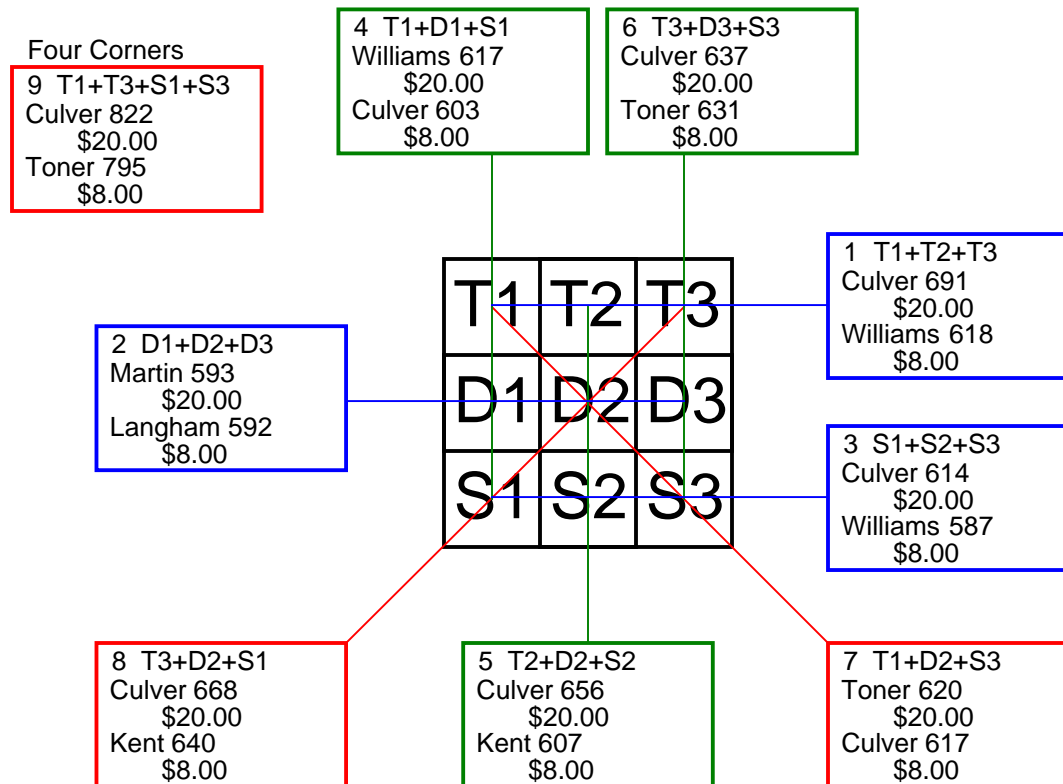
Last Name	First Name	City	State	T1+T2+T3	D1+D2+D3	S1+S2+S3	T1+D1+S1	T2+D2+S2	T3+D3+S3	T1+D2+S3	T3+D2+S1	T1+T3+S1+S3
Aradi	Diane	Clearwater	FL	591	559	607	602 \$8	577	578	599	556	735
Ashley	Joyce	Chattanooga	TN	506	512	559	538	516	523	481	536	669
Clark	Sue	Clearwater	FL	545	572	586	573	555	575	619	491	712
Darrell	Shereika	Warwick WK05		658 \$20	550	634 \$8	573	630 \$20	639 \$8	582	653 \$20	820 \$8
Davis	Terry	Washington	DC	530	588 \$8	554	480	565	627	618	525	705
Haneveld	Nidia	Flanders	NJ	557	515	552	484	577	563	496	594	712
Hogan	Paula	Keokuk	IA	554	563	575	553	567	572	538	570	721
Hopf	Darlene	Poplar Grove	IL	531	499	575	565	523	517	527	521	697
Loschetter	Erin	Avon	OH	598	655 \$20	594	610 \$20	572	665 \$20	709 \$20	652 \$8	867 \$20
Myers	Debbie	Rosamond	CA	531	583	539	510	604	539	601	576	668
Okopinski	Lynn	Milwaukee	WI	612 \$8	537	573	505	589	628	611	576	754
Read	Lisa	Pomona	CA	547	578	659 \$20	566	608 \$8	610	626 \$8	632	796
Treadway	Kathey	Granite Shoals	TX	541	563	541	559	537	549	544	529	653
Warren	Carolyn	Winchester	NH	515	510	573	550	536	512	518	520	678



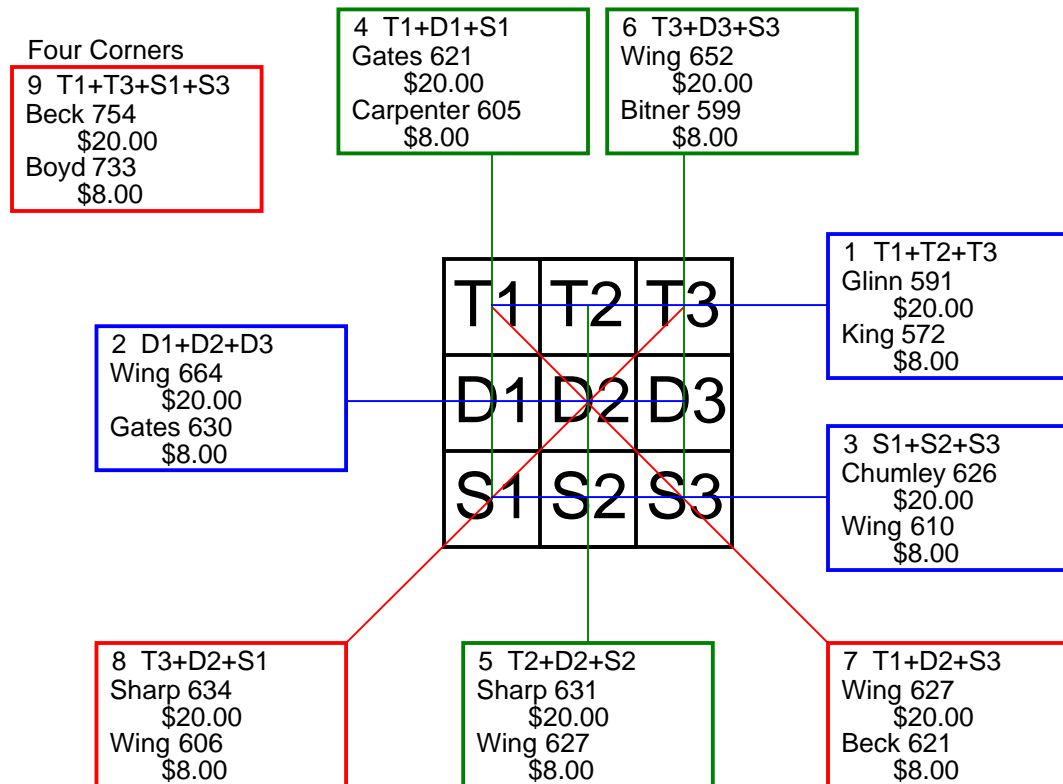
Last Name	First Name	City	State	T1+T2+T3	D1+D2+D3	S1+S2+S3	T1+D1+S1	T2+D2+S2	T3+D3+S3	T1+D2+S3	T3+D2+S1	T1+T3+S1+S3
Bergholz	Debra	Marshall	WI	498	544	548	556	487	547	542	563	700
Curtner	Sue	Cherokee Village	AR	519	521	540	508	508	564	519	500	662
Falk	Melanie	Troy	MI	548	605	528	548	538	595	546	559	694
Jones	Laura	Canton	MI	554	525	569	609	534	505	533	512	713
Layton	Donna	Worcester	MA	560	624 \$8	614	645 \$8	564	589	591	529	750
Lightner	Lisa	Charlotte	MI	597 \$8	537	532	551	614 \$8	501	565	511	685
Meyer	Cindy	Virginia Beach	VA	647 \$20	701 \$20	650 \$20	656 \$20	667 \$20	675 \$20	650 \$20	613 \$20	755 \$8
Murdock	Pamela J	Sterling Heights	MI	543	436	530	545	510	454	512	516	706
Murphy	Judy	Newton	KS	580	613	636 \$8	644	573	612 \$8	630	556	774 \$20
Penn	Geraldine	Benton Harbor	MI	513	557	485	500	518	537	506	502	623
Steffes	Jean	Traverse City	MI	510	574	573	538	577	542	642 \$8	536	707
Taylor	Sharon	Frederick	MD	545	538	551	535	517	582	554	568	739
Urbanek	Linda	Poway	CA	575	565	620	578	606	576	570	586 \$8	743
Verbeke	Laurie	Lapeer	MI	591	531	508	536	546	548	533	539	690



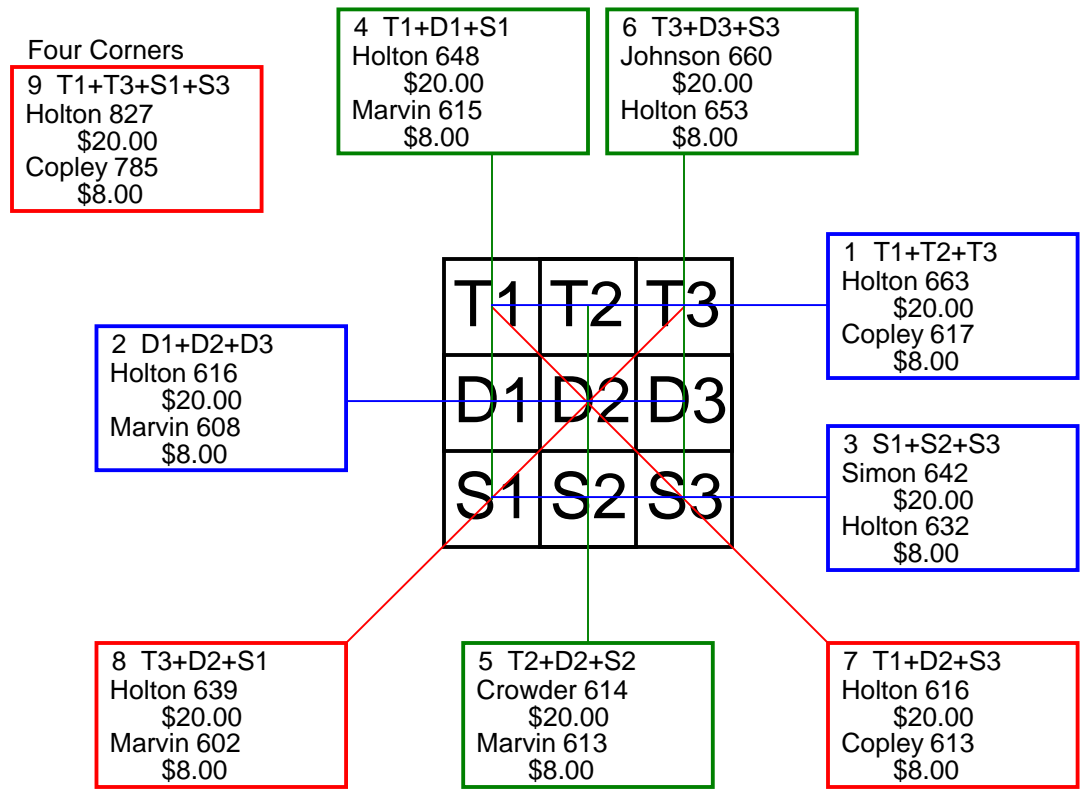
Last Name	First Name	City	State	T1+T2+T3	D1+D2+D3	S1+S2+S3	T1+D1+S1	T2+D2+S2	T3+D3+S3	T1+D2+S3	T3+D2+S1	T1+T3+S1+S3
Bettencourt	Connie	Douglas	WY	561	575	555	540	589	562	573	548	687
Blocker	Betty	Mystic	CT	539	543	543	533	521	571	538	506	684
Culver	Arlene	Howard City	MI	691 \$20	591	614 \$20	603 \$8	656 \$20	637 \$20	617 \$8	668 \$20	822 \$20
Hoff	Shelley	Canyon Lake	TX	545	554	536	543	536	556	508	484	661
Hollis	Joan	Hamilton HM HX		554	532	538	522	579	523	517	575	648
Kent	Ella	Baker	LA	607	591	570	596	607 \$8	565	569	640 \$8	738
Langham	Katherine K	Virginia Beach	VA	507	592 \$8	544	569	556	518	577	530	690
Martin	Andrea	Lake City	MI	502	593 \$20	562	519	572	566	555	561	667
Ortiz	Marty	Casper	WY	510	549	538	551	541	505	524	556	662
Redding	Shirley	Aranspass	TX	499	589	554	531	508	603	545	528	697
Smalls	Yvonne	Bronx	NY	488	496	562	547	477	522	502	503	660
Stoyer	Nancy	Seneca	PA	520	472	562	541	487	526	532	480	692
Toner	Jeraldine	Royal Oak	MI	557	583	551	548	512	631 \$8	620 \$20	597	795 \$8
Williams	Joan	Jamaica	NY	618 \$8	532	587 \$8	617 \$20	605	515	566	538	717



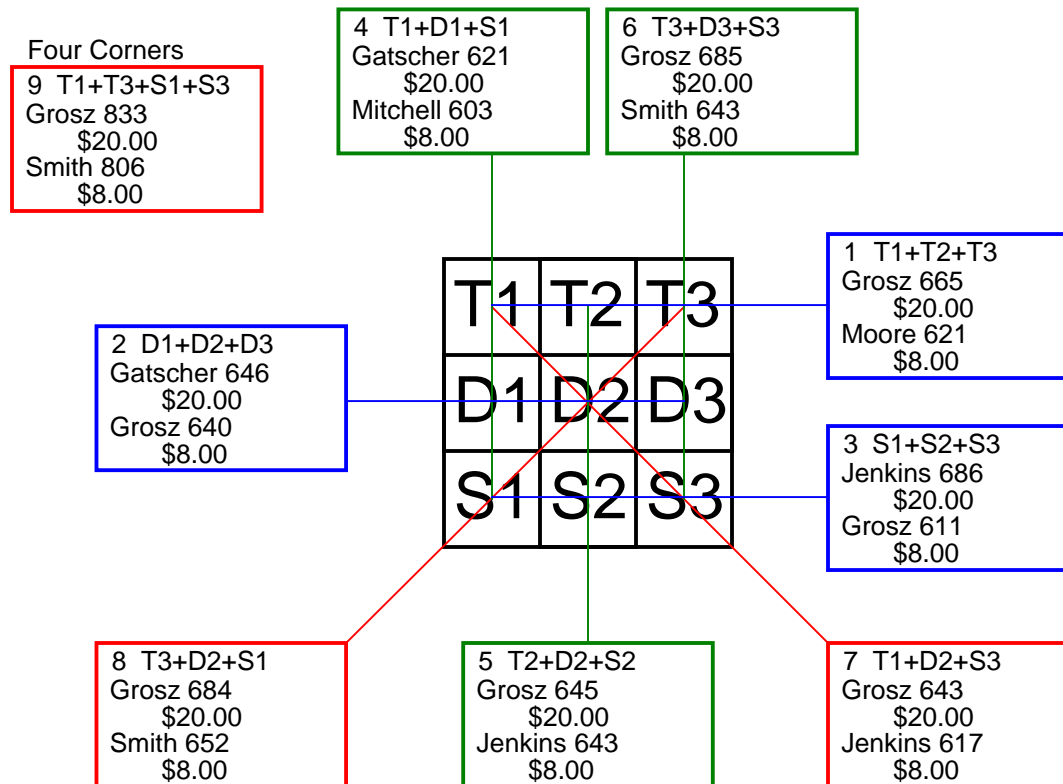
Last Name	First Name	City	State	T1+T2+T3	D1+D2+D3	S1+S2+S3	T1+D1+S1	T2+D2+S2	T3+D3+S3	T1+D2+S3	T3+D2+S1	T1+T3+S1+S3
Beck	Amanda	Patchogue	NY	547	600	568	565	581	569	621 \$8	573	754 \$20
Bitner	JoAnn	Hanover	PA	570	627	593	593	598	599 \$8	565	570	714
Boyd	Betty	Mechanicsburg	PA	554	622	598	590	602	582	599	563	733 \$8
Brown	Arthalia	Freeport	NY	484	473	559	506	492	518	515	528	693
Carpenter	Doris J	Toledo	OH	500	608	537	605 \$8	504	536	571	592	711
Chumley	Sherry E	Stanardsville	VA	471	521	626 \$20	522	589	507	535	531	685
Gates	Dana	Bourbon	IN	538	630 \$8	505	621 \$20	555	497	520	472	629
Glinn	Carol	St Clair Shores	MI	591 \$20	570	507	541	588	539	567	540	670
King	Debbie	Cherry Valley	CA	572 \$8	562	529	534	576	553	587	529	675
Pienkowski	Jillian	Parkersburg	WV	550	602	579	604	584	543	500	597	708
Scherdin	Tracey	Lakemoor	IL	497	528	580	471	556	578	506	513	657
Sharp	Andrea	Stafford	VA	554	620	594	573	631 \$20	564	537	634 \$20	720
Whitsett	Linda	Anchorage	AK	538	543	531	567	533	512	546	572	696
Wing	Stacey	Mount Morris	MI	569	664 \$20	610 \$8	564	627 \$8	652 \$20	627 \$20	606 \$8	715



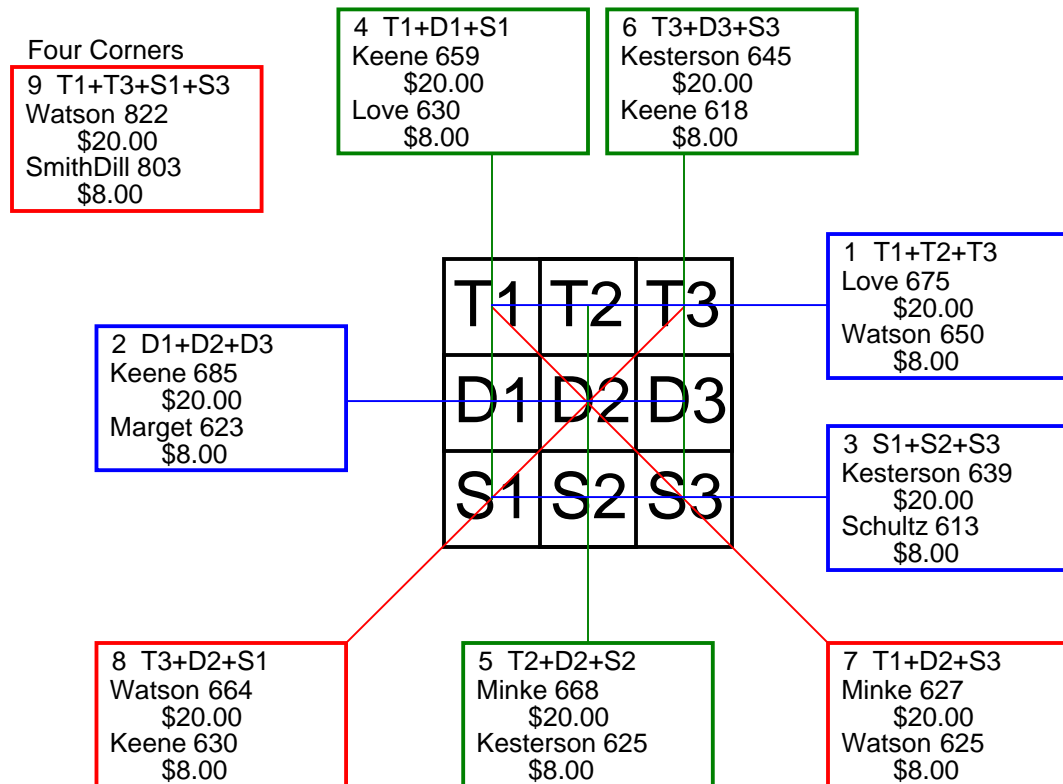
Last Name	First Name	City	State	T1+T2+T3	D1+D2+D3	S1+S2+S3	T1+D1+S1	T2+D2+S2	T3+D3+S3	T1+D2+S3	T3+D2+S1	T1+T3+S1+S3
Broad	Lisa	Birch Run	MI	536	530	557	513	538	572	571	560	707
Copley	Becky	Taylor	MI	617 \$8	567	545	580	544	605	613 \$8	551	785 \$8
Coyle	Donna	Hillman	MN	517	601	599	524	604	589	556	547	653
Crowder	Sharon	Tucson	AZ	510	556	525	502	614 \$20	475	499	513	594
Hickman	Donna	Santa Ana	CA	557	579	526	580	571	511	583	580	675
Holton	Pamela	Lanham	MD	663 \$20	616 \$20	632 \$8	648 \$20	610	653 \$8	616 \$20	639 \$20	827 \$20
Johnson	Carol	Oceanside	CA	591	545	582	525	533	660 \$20	585	571	782
Marvin	Janet	Guys Mills	PA	609	608 \$8	578	615 \$8	613 \$8	567	605	602 \$8	728
Moore	Leslie	Westminster	CO	551	553	571	520	574	581	549	569	716
Neligan	Constance	Lynnbrook	NY	536	570	538	505	598	541	517	526	627
Robertson	Michelle	Wilmington	NC	577	603	575	609	531	615	555	594	773
Simon	Diane R	Flat Rock	MI	577	567	642 \$20	580	593	613	563	561	720
Simpson	Linda	Canton	MI	563	511	504	442	568	568	505	543	672
Waters	Patricia	Sammamish	WA	521	529	501	519	563	469	510	498	585



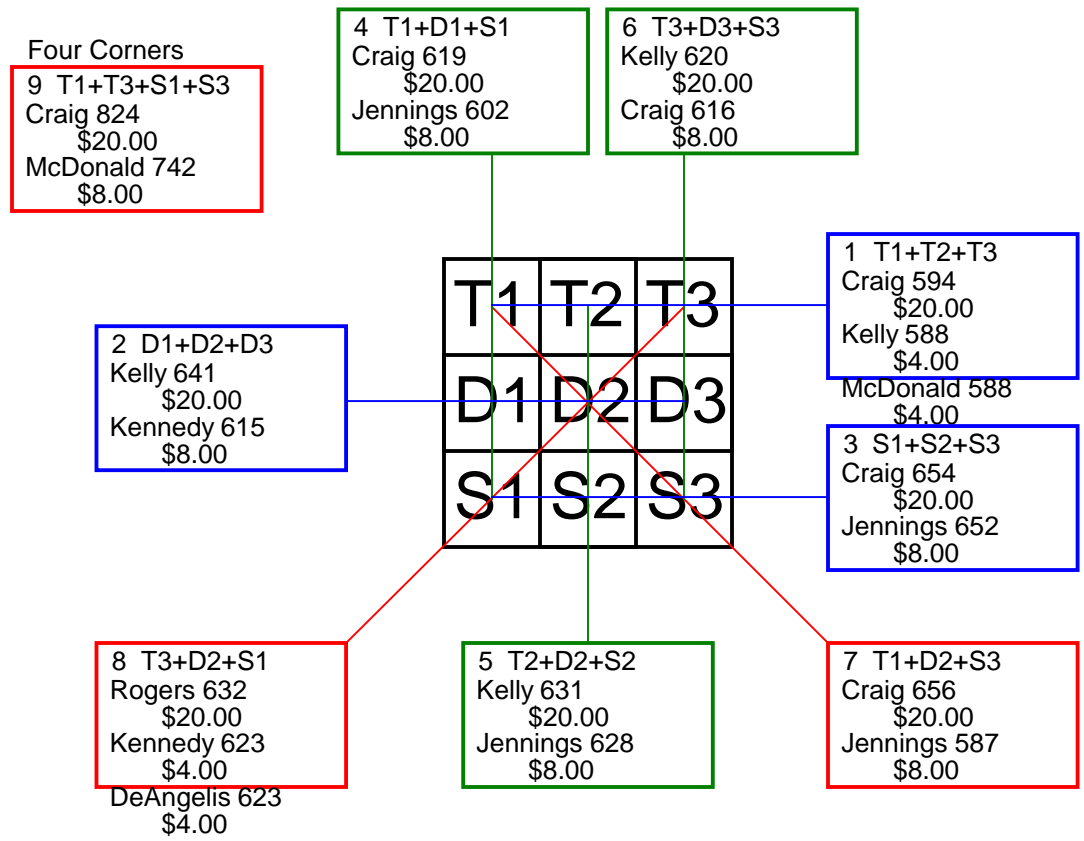
Last Name	First Name	City	State	T1+T2+T3	D1+D2+D3	S1+S2+S3	T1+D1+S1	T2+D2+S2	T3+D3+S3	T1+D2+S3	T3+D2+S1	T1+T3+S1+S3
Block	Shelia	Lancaster	OH	543	617	540	511	626	563	565	525	665
Gatscher	Dionne	Trenton	MI	601	646 \$20	559	621 \$20	550	635	578	602	789
Gay	Dee	Tampa	FL	546	513	610	528	575	566	552	584	717
Grosz	Linda	Minot	ND	665 \$20	640 \$8	611 \$8	586	645 \$20	685 \$20	643 \$20	684 \$20	833 \$20
Hayes	Jeannie	Merrimack	NH	554	600	597	547	614	590	560	598	715
Jenkins	Charlotte	Lake Charles	LA	567	563	686 \$20	572	643 \$8	601	617 \$8	557	754
Lynd	Judy	Yorkville	IL	536	541	584	568	557	536	515	525	711
MacKay	Donna	Sewell	NJ	501	566	515	507	564	511	521	498	610
Mitchell	Gloria	Inkster	MI	589	611	590	603 \$8	610	577	613	622	737
Moore	Joeia	North East	MD	621 \$8	624	472	572	616	529	561	588	650
Roberts	Octavia	Colorado Springs	CO	545	584	567	578	540	578	516	578	707
Setters	Tracey	Bellwood	IL	522	609	550	536	551	594	594	596	717
Smith	Cheryl	Miami Gardens	FL	609	604	609	593	586	643 \$8	613	652 \$8	806 \$8
Woodman	Shelly	Roseville	MI	557	549	526	523	575	534	481	546	654



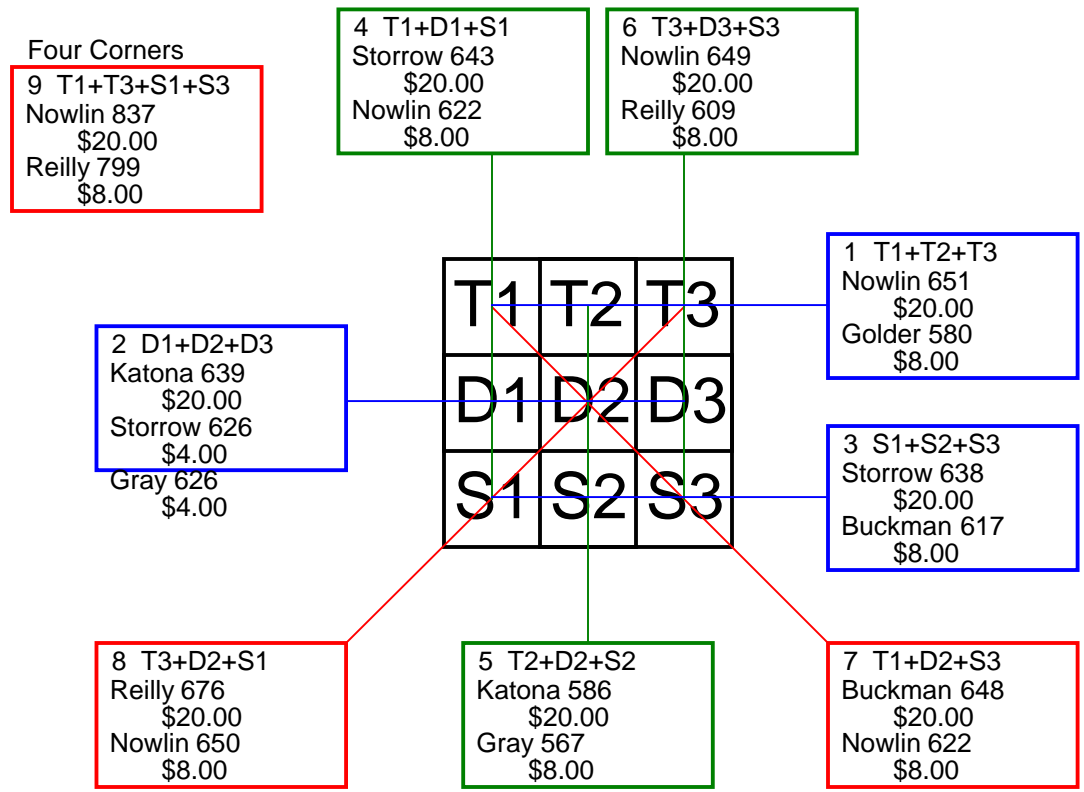
Last Name	First Name	City	State	T1+T2+T3	D1+D2+D3	S1+S2+S3	T1+D1+S1	T2+D2+S2	T3+D3+S3	T1+D2+S3	T3+D2+S1	T1+T3+S1+S3
Johnson	Denise	Durango	CO	553	573	541	490	600	577	607	538	684
Keene	Margaret	Grand Island	NE	641	685 \$20	549	659 \$20	598	618 \$8	622	630 \$8	758
Kesterson	Carol	Little Hocking	OH	592	621	639 \$20	582	625 \$8	645 \$20	559	584	743
Love	Phyllis	Harke Heights	TX	675 \$20	595	561	630 \$8	610	591	604	574	783
Marget	Diane	Champlin	MN	571	623 \$8	581	585	601	589	535	580	736
Maura	Margie	Las Vegas	NV	509	543	484	505	540	491	467	505	600
Minke	Sandy	Westerville	OH	552	571	548	478	668 \$20	525	627 \$20	555	674
Riesberg	Eunice	Grundy Center	IA	563	538	557	562	572	524	549	569	715
Schultz	Traci	Brodhead	WI	582	572	613 \$8	624	542	601	557	588	787
SmithDill	Theresa	Indianapolis	IN	593	551	577	590	566	565	587	614	803 \$8
StLouis	Nancy	Clawson	MI	595	554	586	564	623	548	554	619	730
Sutter	Roma	Grand Island	NE	512	557	517	533	508	545	507	581	654
Watson	Linda	New Castle	DE	650 \$8	573	598	624	610	587	625 \$8	664 \$20	822 \$20
Yarbrough	Doris	Evergreen Park	IL	561	593	584	567	580	591	579	589	721



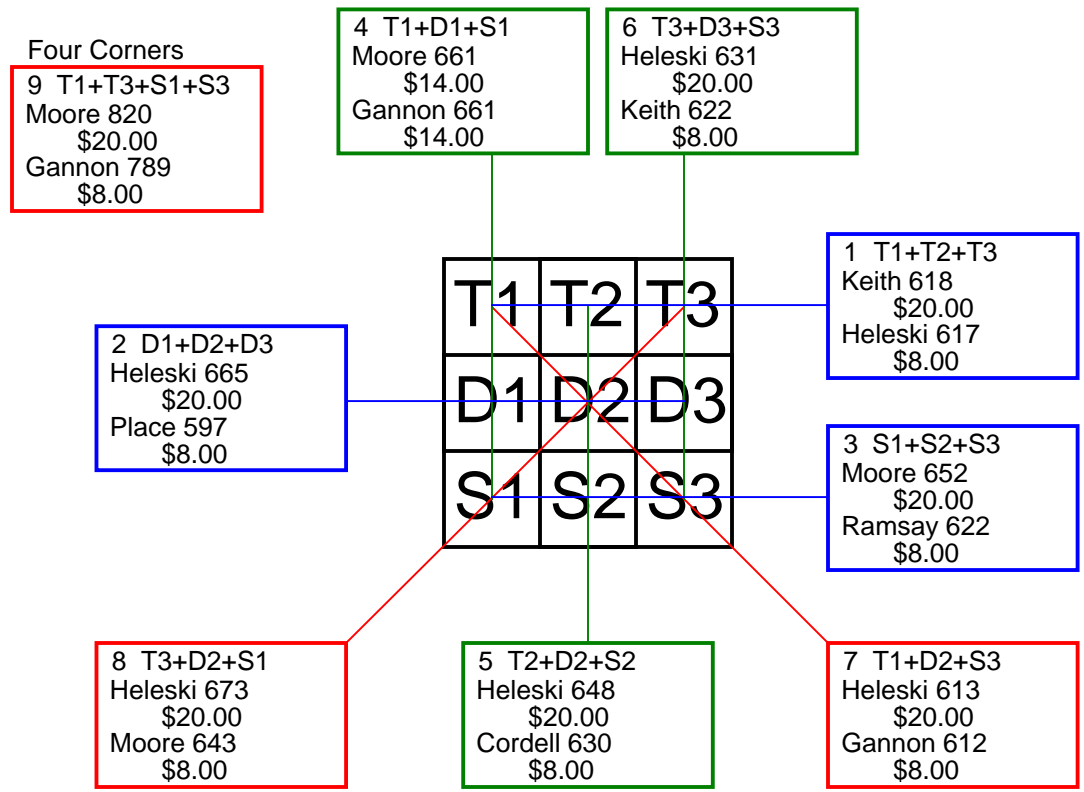
Last Name	First Name	City	State	T1+T2+T3	D1+D2+D3	S1+S2+S3	T1+D1+S1	T2+D2+S2	T3+D3+S3	T1+D2+S3	T3+D2+S1	T1+T3+S1+S3
Belden	Mary Jane	Midland	TX	557	565	587	579	587	543	582	578	720
Craig	Melinda	Lexington	KY	594 \$20	613	654 \$20	619 \$20	626	616 \$8	656 \$20	572	824 \$20
DeAngelis	Nancy	Trevoise	PA	573	589	563	556	586	583	581	623 \$4	710
Dixon	Stephanie	Rock Island	IL	504	515	536	479	550	526	541	504	633
Engebretson	Senie	Livonia	MI	505	460	587	496	524	532	528	517	688
Heydenburg	Maria	Leesburg	FL	559	600	540	594	514	591	524	544	700
Jennings	Bert	Salem	OR	567	601	652 \$8	602 \$8	628 \$8	590	587 \$8	577	735
Kelly	Megan	Huber Heights	OH	588 \$4	641 \$20	580	558	631 \$20	620 \$20	540	603	730
Kennedy	Sandra	Foley	AL	531	615 \$8	592	601	568	569	559	623 \$4	727
McDonald	Eugenia	Capitol Heights	MD	588 \$4	532	554	498	569	607	554	574	742 \$8
Poulson	Kaye	Redlands	CA	537	555	556	562	549	537	538	516	669
Rogers	Cindy	South Rockwood	MI	574	530	549	577	503	573	525	632 \$20	736
Sobotta	Bernie	Casselberry	FL	536	558	484	531	481	566	518	555	705
Sullivan	MaryEllen	Oceanside	NY	558	555	491	521	561	522	509	528	622



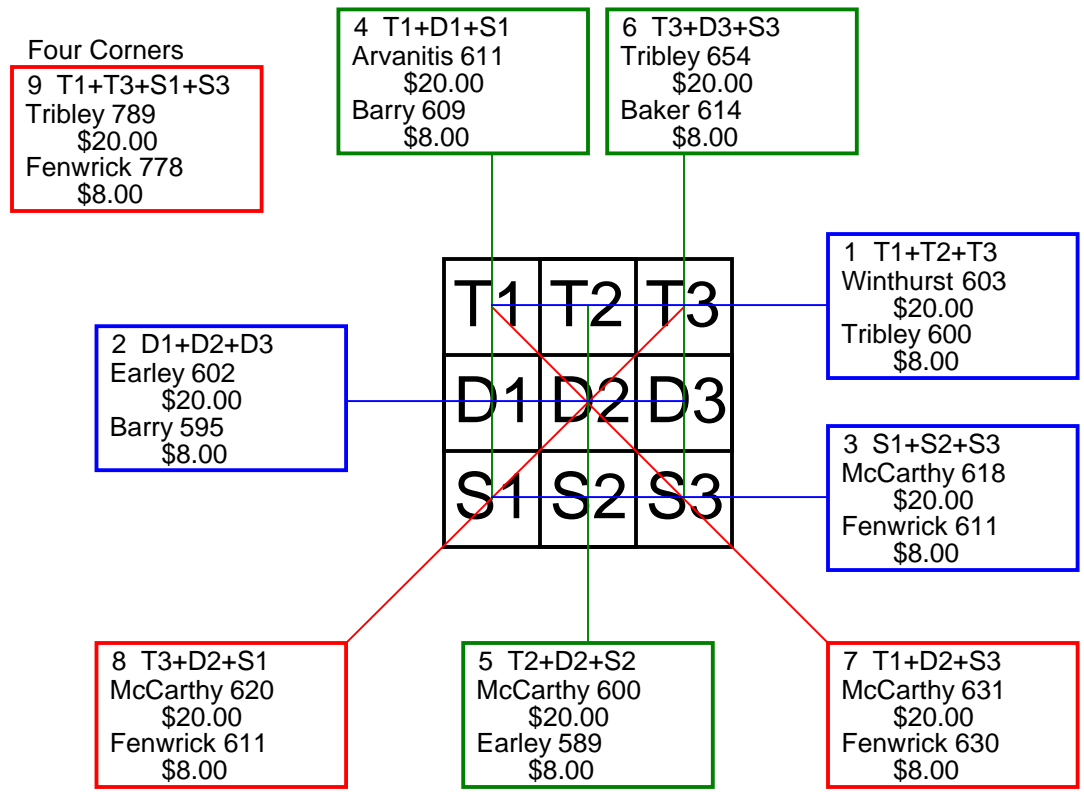
Last Name	First Name	City	State	T1+T2+T3	D1+D2+D3	S1+S2+S3	T1+D1+S1	T2+D2+S2	T3+D3+S3	T1+D2+S3	T3+D2+S1	T1+T3+S1+S3
Bartko	Mary Kay	Toledo	OH	501	501	581	523	493	567	540	550	744
Buckman	Tiffany	Machesney Park	IL	497	560	617 \$8	580	564	530	648 \$20	562	749
Golder	Kathy	New Baltimore	MI	580 \$8	560	603	580	555	608	543	610	775
Gray	Mary	Kendallville	IN	520	626 \$4	551	557	567 \$8	573	550	575	668
Katona	Kori	South Bend	IN	574	639 \$20	523	573	586 \$20	577	565	549	679
McKinney	Gerry	Fountain Valley	CA	540	597	551	578	548	562	563	547	701
Nowlin	Paum	Waynesville	MO	651 \$20	593	592	622 \$8	565	649 \$20	622 \$8	650 \$8	837 \$20
Reilly	Joan	Wilmington	NC	539	588	576	541	553	609 \$8	621	676 \$20	799 \$8
Robertson	June	West Allis	WI	488	540	524	559	494	499	461	519	633
Shanks	Iva	Richmond	CA	528	545	583	556	530	570	547	595	717
Smith	Andrea	Palmer Park	MD	502	551	573	527	512	587	562	541	691
Stanger	Lisa	Davenport	IA	510	509	559	522	497	559	542	540	718
Storrow	Tina	Grafton	OH	520	626 \$4	638 \$20	643 \$20	564	577	592	536	736
Williamson	Ginger	Jacksonville	FL	548	542	518	538	540	530	523	537	638



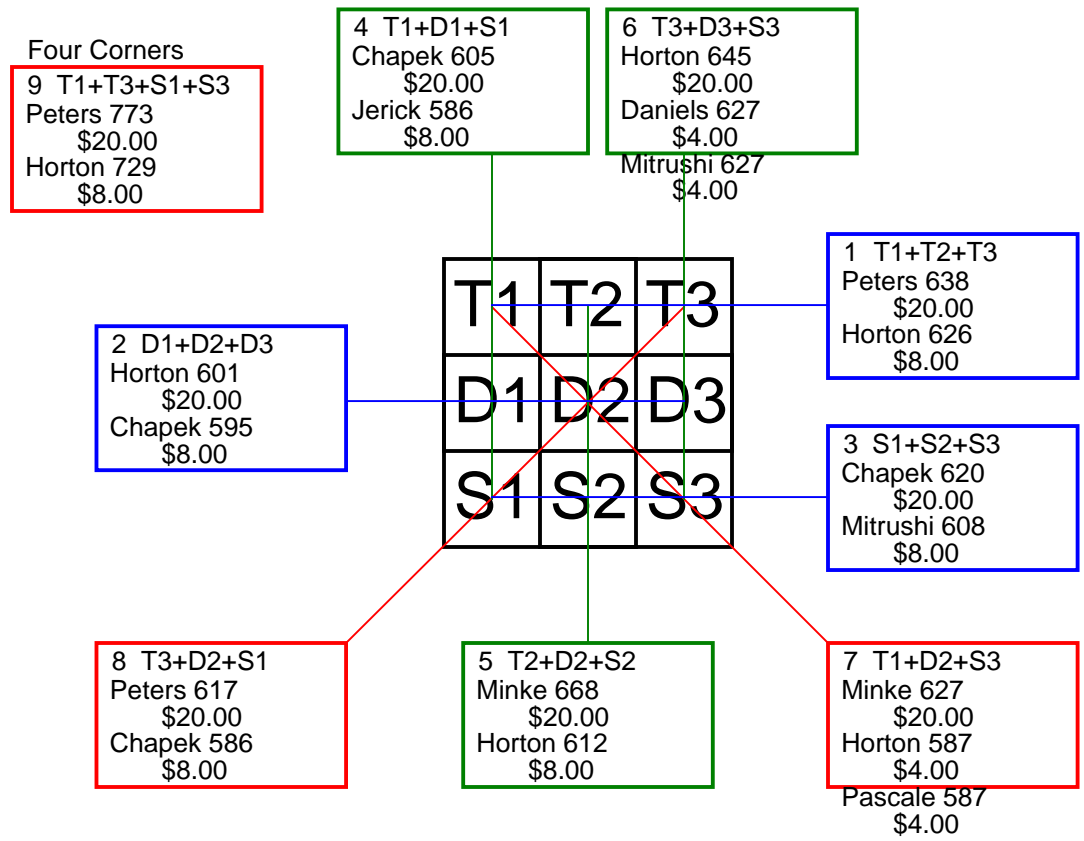
Last Name	First Name	City	State	T1+T2+T3	D1+D2+D3	S1+S2+S3	T1+D1+S1	T2+D2+S2	T3+D3+S3	T1+D2+S3	T3+D2+S1	T1+T3+S1+S3
Brasson	Calandra	Kansas City	MO	507	571	593	530	570	571	596	537	699
Cordell	JoAnn	Jacksonville	FL	616	573	610	605	630 \$8	564	604	601	740
Endruschat	Holly	Pataskala	OH	538	529	568	569	578	488	551	583	698
Gannon	Bernie	Fremont	IN	600	596	604	661 \$14	561	578	612 \$8	619	789 \$8
Heleski	Cathy	Bad Axe	MI	617 \$8	665 \$20	588	591	648 \$20	631 \$20	613 \$20	673 \$20	722
Keith	Stacey	Perry	OK	618 \$20	578	566	559	581	622 \$8	566	577	715
Moore	Marilyn	Eastpointe	MI	612	576	652 \$20	661 \$14	580	599	611	643 \$8	820 \$20
Palomino	Geraldine	Poughkeepsie	NY	612	574	587	541	625	607	580	633	739
Place	Claudia	Spooner	WI	586	597 \$8	556	552	625	562	596	605	709
Ramsay	Ruth	Perham	MN	531	524	622 \$8	599	574	504	532	608	749
Snodgrass	Bundie	Upper Marlboro	MD	587	521	530	560	546	532	558	595	729
Stucki	Pearl	Santa Clara	UT	515	541	547	552	557	494	573	535	662
Suhr	Cathy	Decatur	IL	543	544	513	487	596	517	547	519	629
Woods	Jill	Fenton	MI	481	498	556	481	532	522	468	520	627



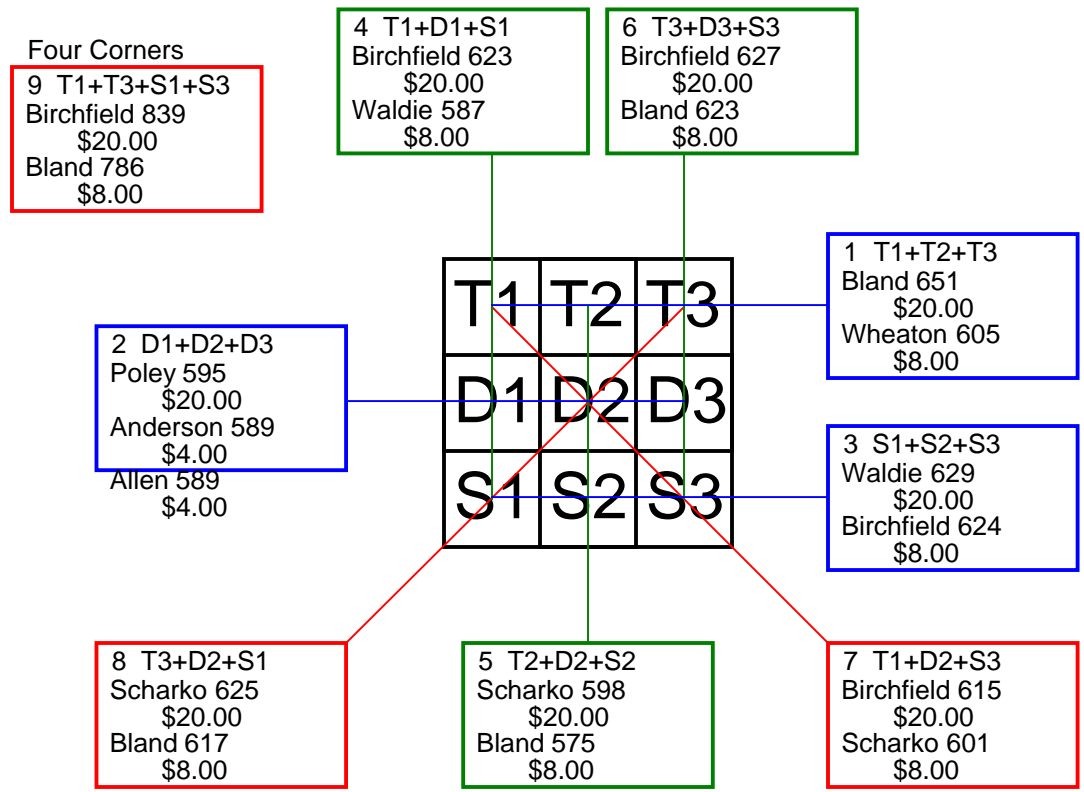
Last Name	First Name	City	State	T1+T2+T3	D1+D2+D3	S1+S2+S3	T1+D1+S1	T2+D2+S2	T3+D3+S3	T1+D2+S3	T3+D2+S1	T1+T3+S1+S3
Arvanitis	Nancy	Vista	CA	485	578	601	611 \$20	585	468	541	575	682
Baker	Shirley	Hubert	NC	549	553	549	530	507	614 \$8	607	536	738
Barry	Deann	Elkhorn	NE	566	595 \$8	516	609 \$8	510	558	571	604	747
Divello	Gloria	Orange	TX	516	485	534	492	496	547	556	478	684
Earley	Ann	Ventura	CA	574	602 \$20	581	564	589 \$8	604	586	571	722
Fenwick	Terri	Newport News	VA	575	580	611 \$8	576	584	606	630 \$8	611 \$8	778 \$8
Maglio	Peggy	Twin Lakes	WI	524	572	519	531	534	550	593	594	723
McCarthy	Queen	Chicago	IL	495	577	618 \$20	507	600 \$20	583	631 \$20	620 \$20	720
Sebastian	Donna	Springfield	OH	513	548	503	516	566	482	497	550	607
Shepard	Lori	Lowell	MI	480	494	543	463	527	527	476	449	590
Tribley	Dorothy	Lake City	MI	600 \$8	575	574	575	520	654 \$20	553	605	789 \$20
Tucker	Jessie	Shelby Township	MI	539	526	453	501	506	511	488	499	609
Wilson	Violet	Signal Hill	CA	556	565	545	552	578	536	532	555	684
Winthurst	Shirley	East Moline	IL	603 \$20	536	603	571	579	592	600	567	759



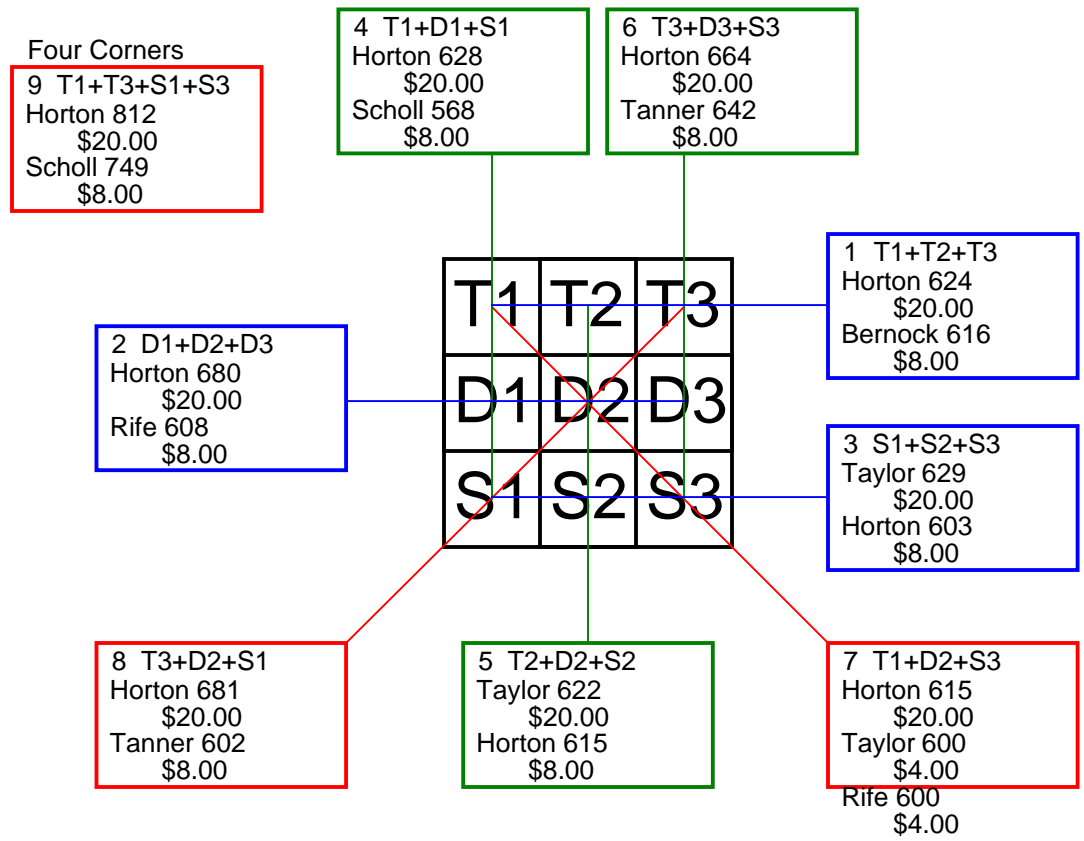
Last Name	First Name	City	State	T1+T2+T3	D1+D2+D3	S1+S2+S3	T1+D1+S1	T2+D2+S2	T3+D3+S3	T1+D2+S3	T3+D2+S1	T1+T3+S1+S3
Chapek	Linda	Thompson	OH	564	595 \$8	620 \$20	605 \$20	595	579	540	586 \$8	720
Clifford	Marilyn	Columbus	OH	500	580	528	550	536	522	527	538	679
Collyar	Debbie	Tulsa	OK	506	559	566	488	551	592	560	519	677
Daniels	Robin	Upper Marlboro	MD	548	585	557	503	560	627 \$4	557	567	703
Driver	Elaine	Deland	FL	536	524	524	525	582	477	525	556	666
Horton	Bobbie	Gary	IN	626 \$8	601 \$20	579	549	612 \$8	645 \$20	587 \$4	540	729 \$8
Jerick	Stephanie	Lansing	MI	557	570	560	586 \$8	576	525	553	576	698
Jerome	Judy	Marshalltown	IA	492	544	545	510	529	542	498	526	641
Knecht	Angelique	Lock Haven	PA	564	538	544	545	577	524	562	551	688
Minke	Sandy	Westerville	OH	552	571	548	478	668 \$20	525	627 \$20	555	674
Mitrushi	Brenda	Dover	NH	515	526	608 \$8	494	528	627 \$4	583	534	718
Pascale	Connie	Lake Charles	LA	540	524	542	538	552	516	587 \$4	516	684
Peters	Barbara	La Plata	MD	638 \$20	592	567	576	605	616	586	617 \$20	773 \$20
Schmerheim	Kim	Traverse City	MI	484	584	587	530	548	577	519	538	679



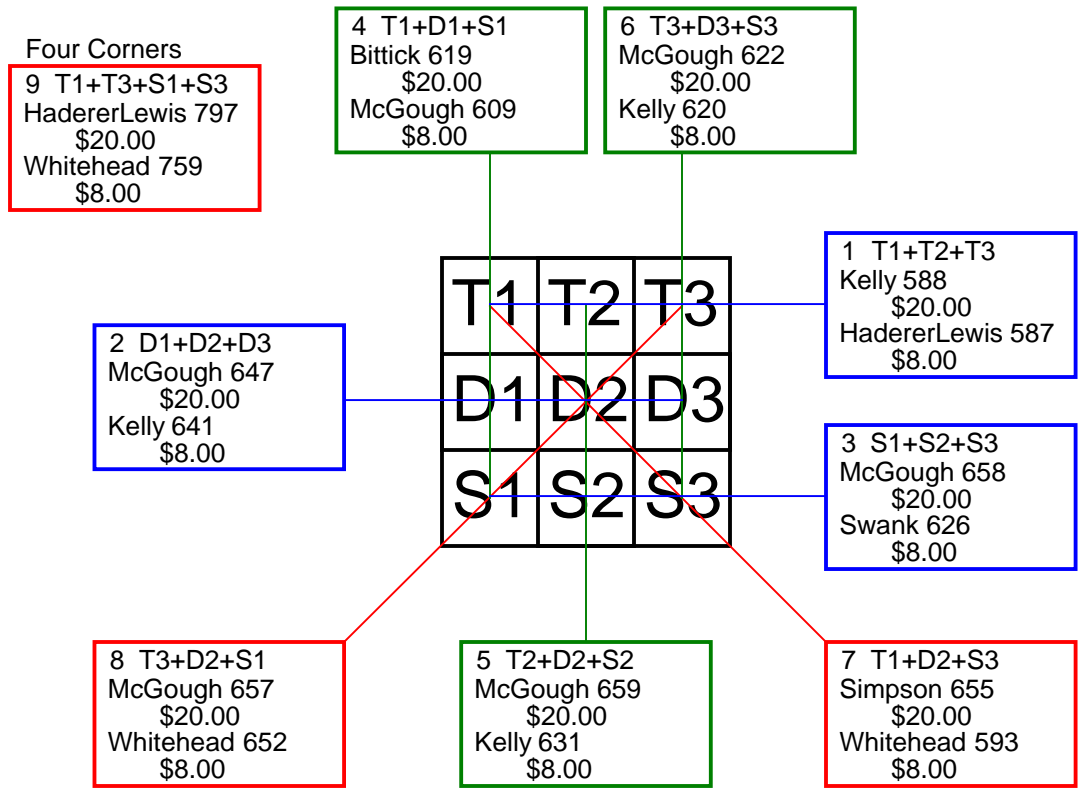
Last Name	First Name	City	State	T1+T2+T3	D1+D2+D3	S1+S2+S3	T1+D1+S1	T2+D2+S2	T3+D3+S3	T1+D2+S3	T3+D2+S1	T1+T3+S1+S3
Allen	Renee	Chandler	AZ	507	589 \$4	558	557	568	529	534	551	646
Anderson	Glenda	Jacksonville	IL	541	589 \$4	586	547	568	601	579	514	692
Bean	Mary	Ardmore	OK	497	543	591	568	531	532	532	517	667
Birchfield	Kathleen	Middle River	MD	577	557	624 \$8	623 \$20	508	627 \$20	615 \$20	615	839 \$20
Bland	Joan	Detroit	MI	651 \$20	538	555	546	575 \$8	623 \$8	593	617 \$8	786 \$8
King	Krista	Toledo	OH	523	459	57	323	359	357	337	307	343
Litson	Cynthia Lee	Santa Clara	UT	499	580	586	574	515	576	565	485	696
Marley	Jennifer	Westland	MI	521	538	547	551	542	513	540	535	666
Parrish	Marlene	Lakeland	FL	540	526	510	534	531	511	465	576	658
Poley	Bobbi	Ravenna	MI	587	595 \$20	485	561	548	558	594	551	710
Scharko	Kathy	Chicago	IL	569	580	580	533	598 \$20	598	601 \$8	625 \$20	719
Simkins	Shellie	Buena Park	CA	541	510	486	523	530	484	498	494	638
Waldie	Karla	Coopersville	MI	531	527	629 \$20	587 \$8	556	544	544	546	751
Wheaton	Stephanie	Hawthorne	CA	605 \$8	581	490	550	552	574	554	535	698



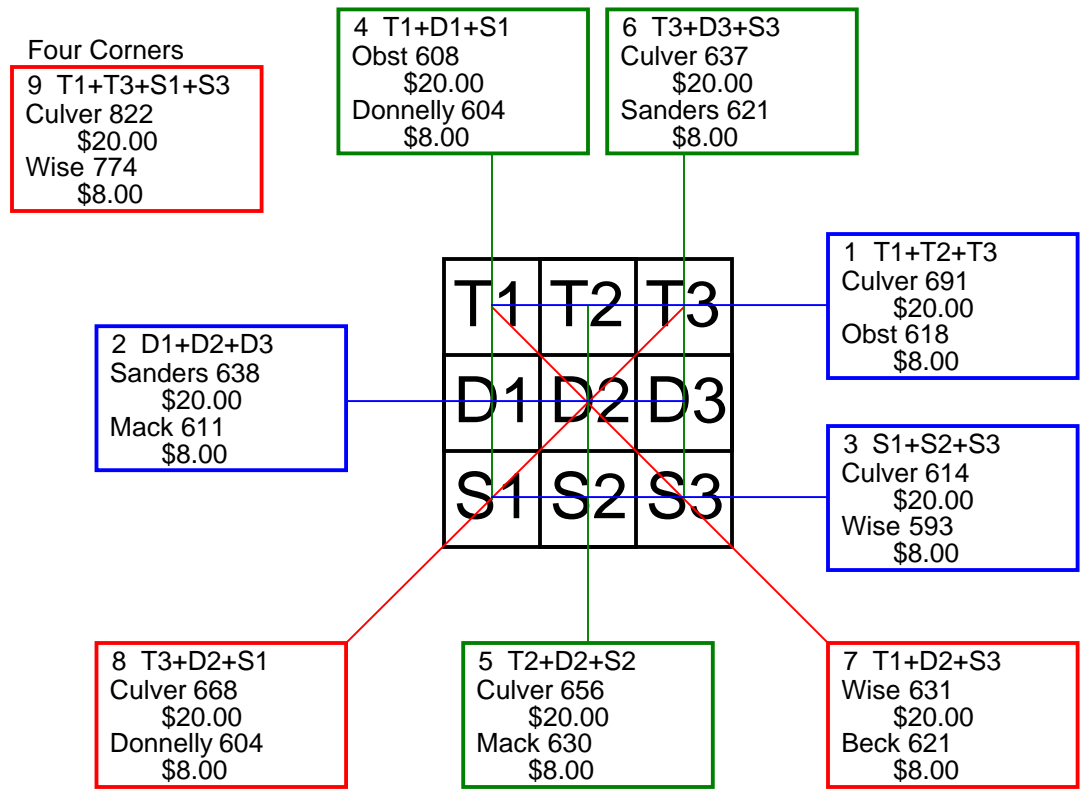
Last Name	First Name	City	State	T1+T2+T3	D1+D2+D3	S1+S2+S3	T1+D1+S1	T2+D2+S2	T3+D3+S3	T1+D2+S3	T3+D2+S1	T1+T3+S1+S3					
Bernock	Laura	Little Rock	AR	616	\$8	588	519	562	577	584	521	580	727				
Casler	Roxanne	Battle Creek	MI	521		528	552	527	572	502	509	502	635				
Dickerson	Debra	Detroit	MI	488		517	471	463	475	538	493	483	648				
Horton	Cindy	North Branch	MI	624	\$20	680	\$20	603	\$8	628	\$20	615	\$20	681	\$20	812	\$20
Jonsgaard	Dana	Winona	MN	550		433	427	514	457	439	515	464	652				
McCleery	Beverly	Lubbock	TX	505		574	563	524	557	561	547	564	701				
McMasters	Willie	Cuyahoga Falls	OH	534		595	513	519	562	561	511	511	639				
Perry	Jolita	Woodbridge	VA	568		536	540	566	574	504	567	537	706				
Richardson	Stephanie	Fort Hood	TX	484		507	487	555	409	514	556	543	738				
Rife	Joan	Newport	NC	530		608	\$8	519	542	599	516	600	\$4	564	662		
Scholl	Holly	Mechanicsville	VA	609		566	548	568	\$8	573	582	593	582	749	\$8		
Szachta	Susan	Warren	MI	566		543	507	510	519	587	546	509	720				
Tanner	Ramona	Las Vegas	NV	596		578	580	524	588	642	\$8	544	602	\$8	736		
Taylor	Tricia	Cedar Park	TX	542		558	629	\$20	542	622	\$20	565	600	\$4	576	701	



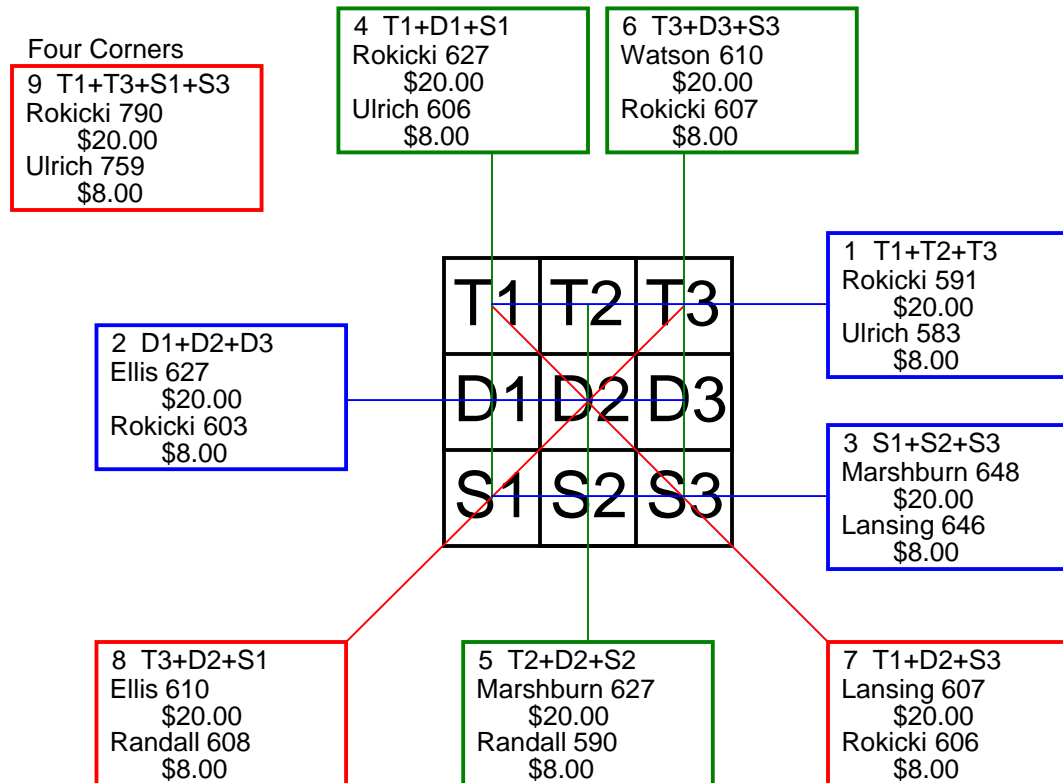
Last Name	First Name	City	State	T1+T2+T3	D1+D2+D3	S1+S2+S3	T1+D1+S1	T2+D2+S2	T3+D3+S3	T1+D2+S3	T3+D2+S1	T1+T3+S1+S3
Beugin	Marilyn	Des Moines	IA	475	525	536	481	599	456	576	523	601
Bittick	Trudy	Bellevue	NE	535	591	567	619 \$20	494	580	547	553	722
Creswell	Jimmie	Houston	TX	567	583	541	564	543	584	551	587	717
Fults	Patsy	Lake Charles	LA	529	577	515	526	539	556	531	517	649
HadererLewis	Debra	Saint Clair Shores	MI	587 \$8	538	592	585	527	605	561	577	797 \$20
Hendrickson	Pamela	Williams	AZ	520	551	530	540	509	552	496	513	640
Kelly	Megan	Huber Heights	OH	588 \$20	641 \$8	580	558	631 \$8	620 \$8	540	603	730
McGough	Rhonda	Wright City	OK	585	647 \$20	658 \$20	609 \$8	659 \$20	622 \$20	584	657 \$20	752
Rogers	Chantay	Skokie	IL	484	575	518	575	518	484	507	595	674
Simpson	Connie	Millersville	MD	556	606	583	540	590	615	655 \$20	584	743
Slavich	Jo	schaumburg	IL	493	433	505	479	443	509	492	486	663
Spencer	Sharen	Seattle	WA	578	578	603	589	590	580	545	604	734
Swank	Mary Beth	Beach Park	IL	474	543	626 \$8	542	560	541	559	536	679
Whitehead	Kathy	Anderson	IN	555	594	615	555	609	600	593 \$8	652 \$8	759 \$8



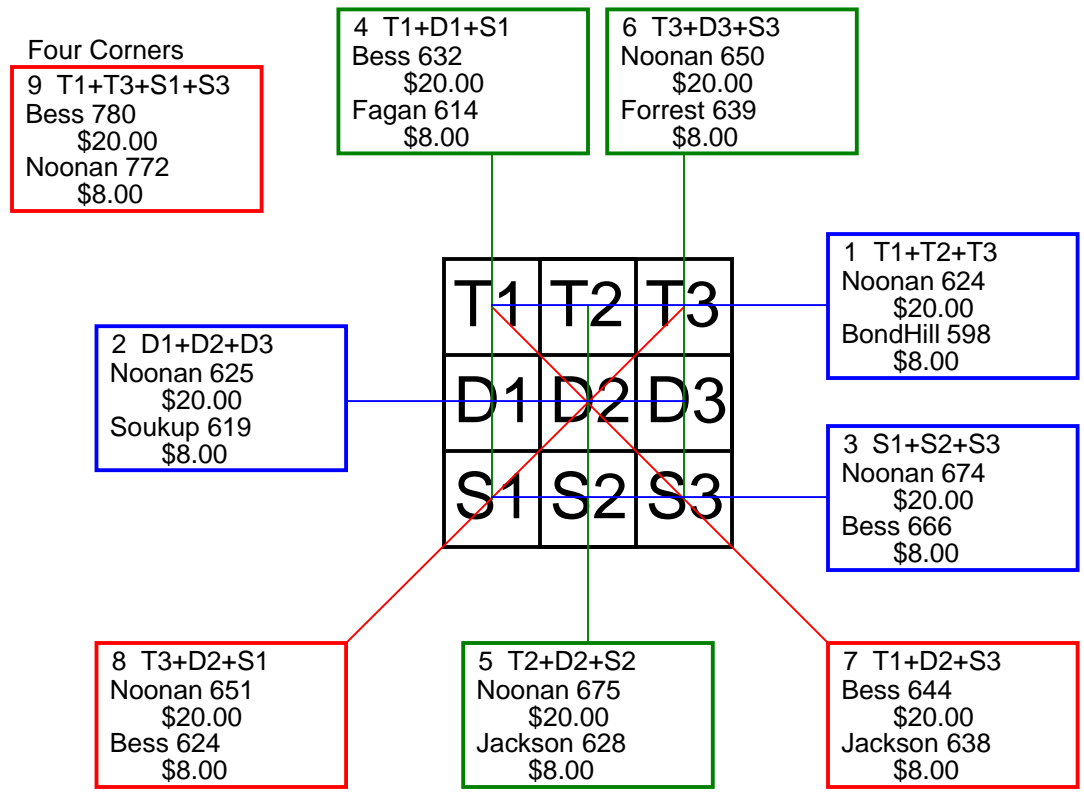
Last Name	First Name	City	State	T1+T2+T3	D1+D2+D3	S1+S2+S3	T1+D1+S1	T2+D2+S2	T3+D3+S3	T1+D2+S3	T3+D2+S1	T1+T3+S1+S3
Beck	Amanda	Patchogue	NY	547	600	568	565	581	569	621 \$8	573	754
Bjorkman	Vi	Salt Lake City	UT	583	504	507	502	553	539	514	530	636
Culver	Arlene	Howard City	MI	691 \$20	591	614 \$20	603	656 \$20	637 \$20	617	668 \$20	822 \$20
Donnelly	Cherry	Perry Hall	MD	591	584	581	604 \$8	578	574	554	604 \$8	755
Frost	Carole	Kingston	WA	474	569	497	498	512	530	511	509	618
Highfill	Kari	Wichita	KS	513	518	561	562	514	516	488	555	689
Jones	Rosalyn	Silver Spring	MD	517	574	567	512	599	547	532	577	654
Mack	Jan	Traverse City	MI	595	611 \$8	562	597	630 \$8	541	569	603	715
Nawrocki	Donna	Haledon	NJ	556	583	523	564	557	541	521	553	662
Obst	Lisa	San Marcos	TX	618 \$8	552	588	608 \$20	615	535	518	598	724
Prue	Pamela	Capitol Heights	MD	508	443	498	480	468	501	479	524	660
Radowich	Melanie	Chicago	IL	509	583	460	508	514	530	537	527	637
Sanders	Erica	Minneapolis	MN	534	638 \$20	520	515	556	621 \$8	569	589	708
Wise	Shirley	Cantonment	FL	582	568	593 \$8	576	549	618	631 \$20	589	774 \$8



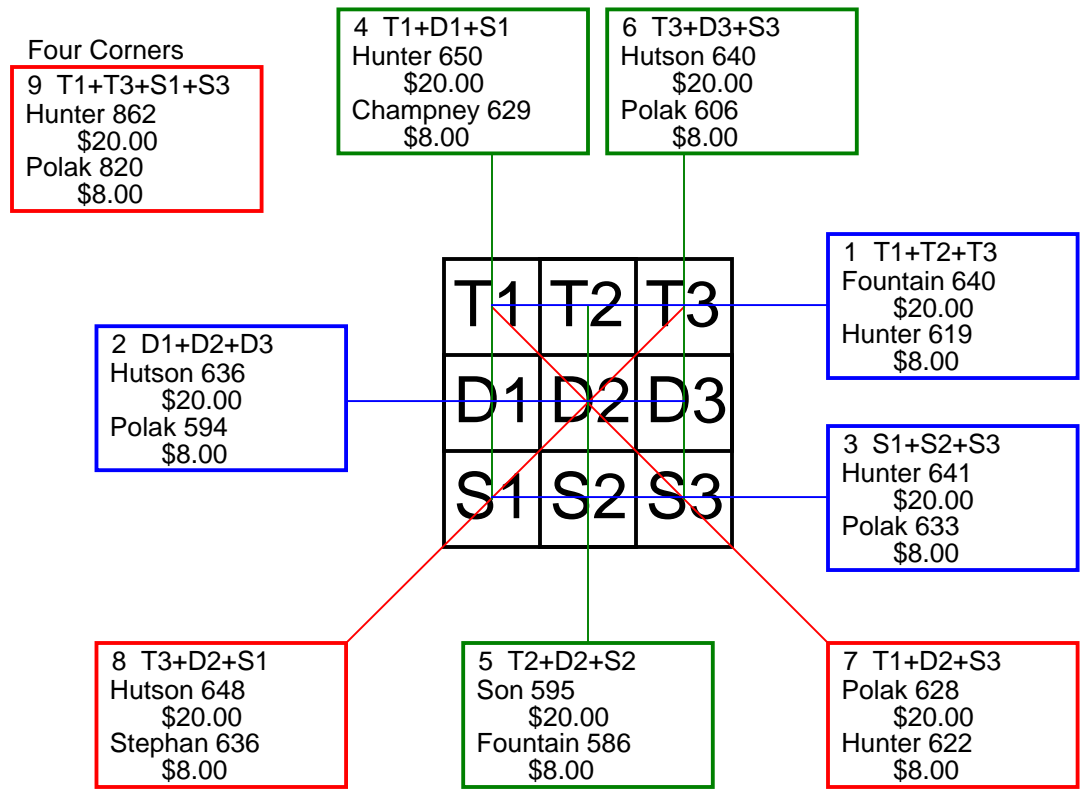
Last Name	First Name	City	State	T1+T2+T3	D1+D2+D3	S1+S2+S3	T1+D1+S1	T2+D2+S2	T3+D3+S3	T1+D2+S3	T3+D2+S1	T1+T3+S1+S3
Cichewicz	Lori	Commerce Twp	MI	566	567	585	595	547	576	544	576	752
Ellis	Kim	Akron	OH	517	627 \$20	534	590	556	532	557	610 \$20	719
Harrold	Linda	Warsaw	IN	515	550	557	524	538	560	538	524	671
Heater	Pat	Milford	MI	524	569	606	528	586	585	550	573	697
Lansing	Julie	West Union	IA	526	552	646 \$8	539	581	604	607 \$20	560	741
LePree	Sandra	Beverly Hills	FL	533	529	531	533	534	526	515	552	681
Marshburn	Sheila	Kinston	NC	563	589	648 \$20	568	627 \$20	605	564	593	728
Nystrom	Dixie	Monroe	OR	510	543	451	496	536	472	520	529	580
Randall	Katie	Minot	ND	558	561	601	596	590 \$8	534	546	608 \$8	748
Rokicki	Marlene	Warren	MI	591 \$20	603 \$8	577	627 \$20	537	607 \$8	606 \$8	601	790 \$20
Ulrich	Janet	Anchorage	AK	583 \$8	547	612	606 \$8	569	567	565	577	759 \$8
Watson	Denese	Temecula	CA	515	597	584	497	589	610 \$20	545	502	678
Weissinger	Pat	Richardson	TX	524	559	582	545	575	545	521	553	680
Wood	Jaye	Sycamore	IL	534	514	524	544	493	535	570	502	699



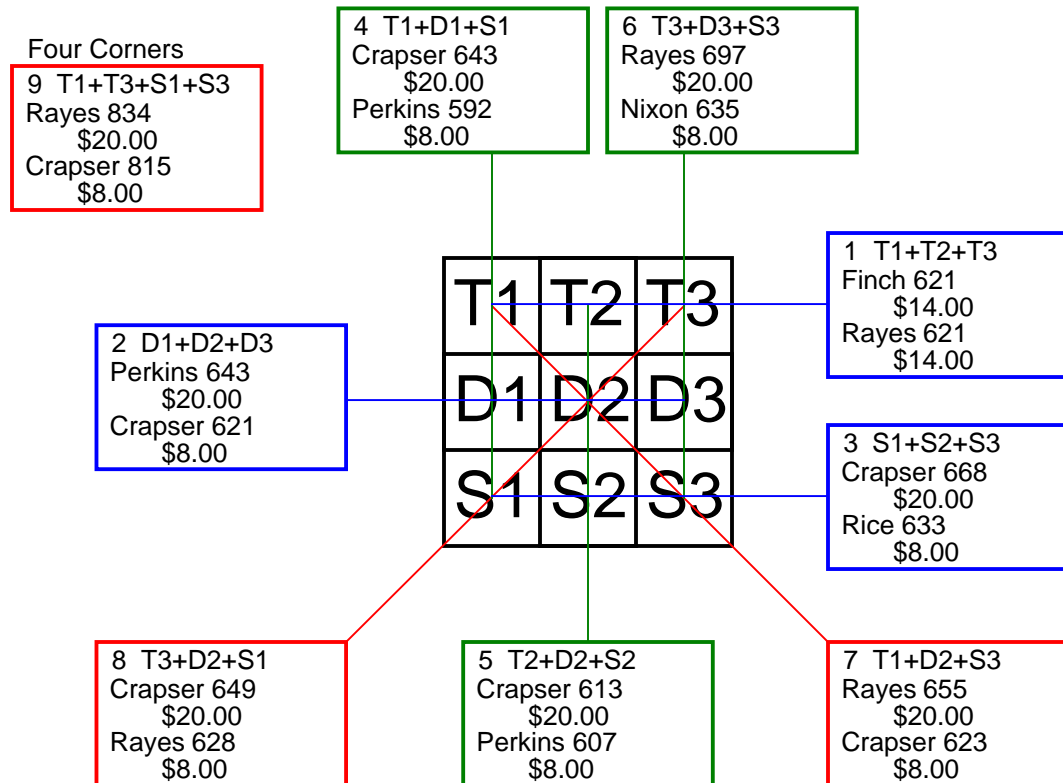
Last Name	First Name	City	State	T1+T2+T3	D1+D2+D3	S1+S2+S3	T1+D1+S1	T2+D2+S2	T3+D3+S3	T1+D2+S3	T3+D2+S1	T1+T3+S1+S3
Bess	Connie	St Anne	IL	595	591	666	\$8	632	\$20	626	594	644 \$20 624 \$8 780 \$20
BondHill	Renea	Saint Peters	MO	598	\$8	537	491	522	555	549	528	546 672
Fagan	Horatia	Washington	DC	570	594	580	614	\$8	584	546	597	524 694
Forrest	Viola	De Witt	AR	586	617	609	584	589	639	\$8	593	601 751
Halvorson	Connie	Spooner	WI	589	549	523	551	552	558	557	549	706
Jackson	Kathy	Flint	MI	582	568	630	519	628	\$8	633	638	\$8 588 740
Mayberry	Leana	Garden City	MI	520	539	576	589	543	503	562	492	702
Meyer	Shirley	Columbus Grove	OH	564	518	501	476	623	484	461	557	612
Noonan	Cathy	Milwaukee	WI	624	\$20	625	\$20	674	\$20	598	675 \$20 650 \$20 578 651 \$20 772 \$8	
Poindexter	Yoshiko	Southern Pines	NC	512	573	582	524	570	573	540	551	686
Potter	Loeta	Florence	KY	507	540	597	532	538	574	508	511	682
Smith	Jean	Lake Charles	LA	540	518	551	552	554	503	563	559	698
Soukup	Norma	Clearwater	FL	548	619	\$8	150	422	456	439	440	401
Wilkinson	Yvonne	Colleyville	TX	557	589	594	577	604	559	558	583	714



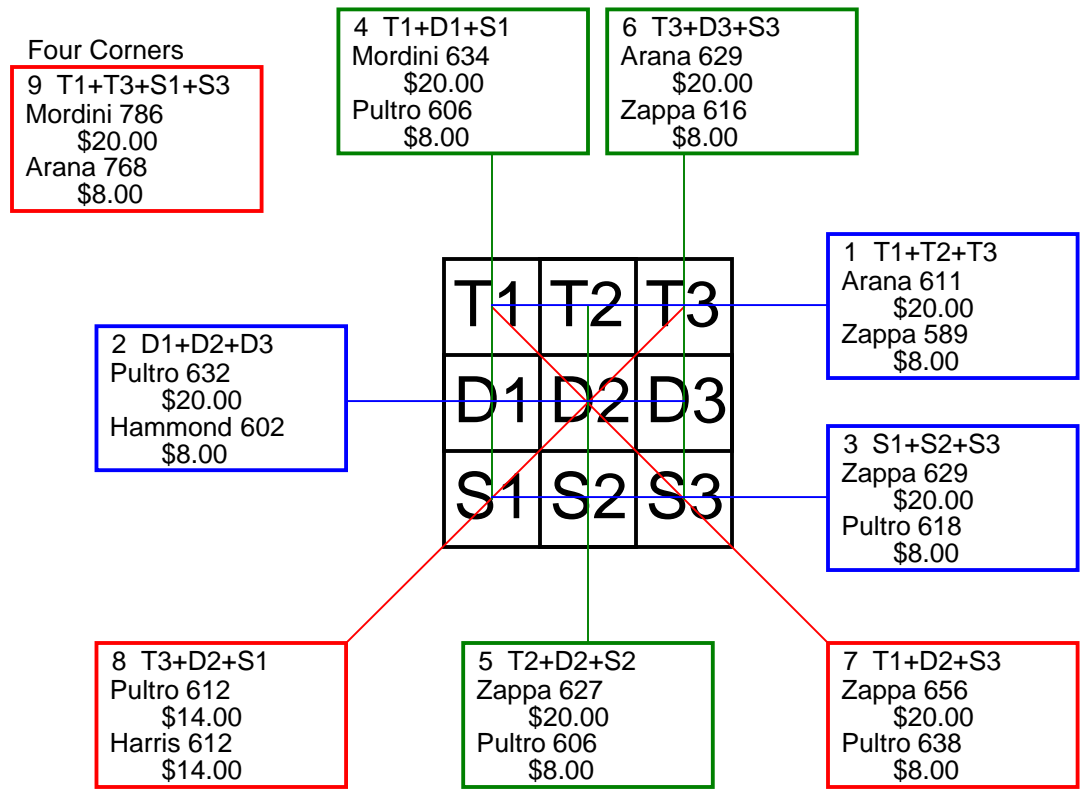
Last Name	First Name	City	State	T1+T2+T3	D1+D2+D3	S1+S2+S3	T1+D1+S1	T2+D2+S2	T3+D3+S3	T1+D2+S3	T3+D2+S1	T1+T3+S1+S3
Carney	Debbie	Locust Grove	OK	537	550	536	522	533	568	528	531	668
Champney	Debra	Lindenhurst	NY	586	581	557	629 \$8	511	584	617	627	818
Elizondo	G	Las Vegas	NV	505	485	513	515	481	507	493	527	695
Fountain	Laurie	Soperton	GA	640 \$20	563	572	621	586 \$8	568	535	610	746
Hunter	Cynthia	Rockford	IL	619 \$8	525	641 \$20	650 \$20	534	601	622 \$8	617	862 \$20
Hutson	Heidi	Gering	NE	533	636 \$20	619	564	584	640 \$20	610	648 \$20	768
Polak	Cheryl	Pearland	TX	577	594 \$8	633 \$8	621	577	606 \$8	628 \$20	626	820 \$8
Richet	Jaudona	Norristown	PA	549	524	504	587	504	486	566	535	705
Shearin	Linda	Richmond	VA	539	563	615	613	564	540	618	551	738
Son	Robin	Trinity	AL	605	539	549	567	595 \$20	531	565	546	741
Stephan	Laura	Grand Rapids	MI	552	559	617	574	553	601	607	636 \$8	786
Tuttle	Debora	Prescott	AZ	559	548	540	521	557	569	530	615	716
Vasquez	Martha	Fayetteville	NC	466	504	561	444	540	547	506	494	657
Wulf	Cindy	Prior Lake	MN	596	579	553	583	580	565	579	581	727



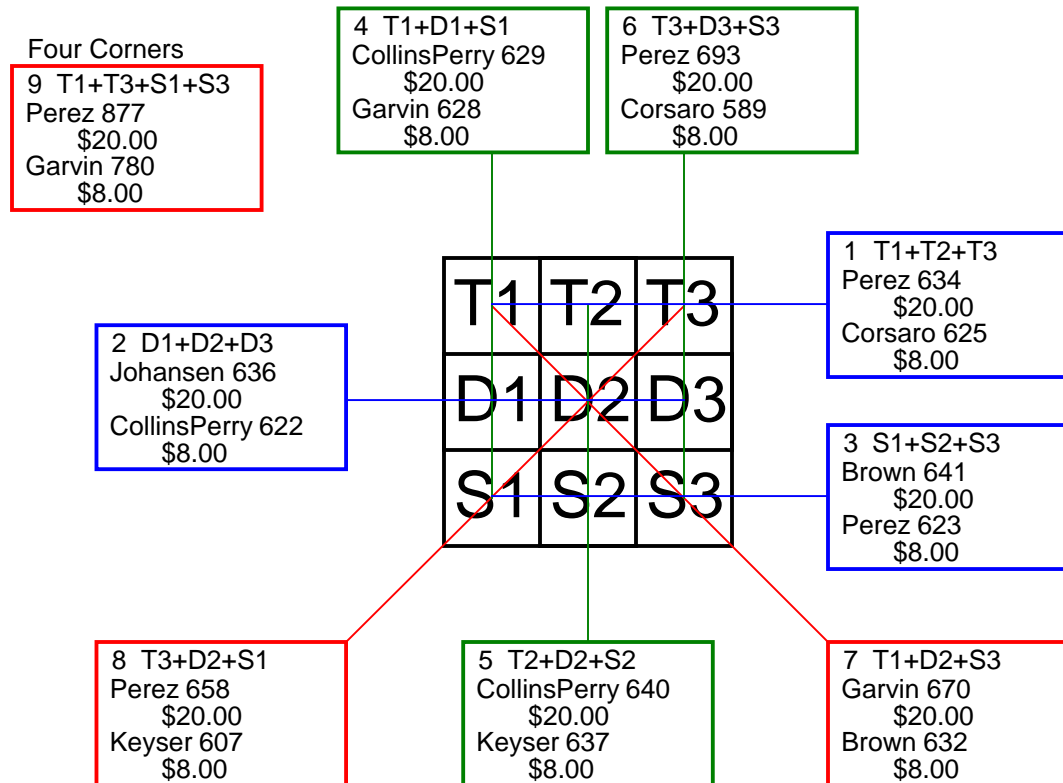
Last Name	First Name	City	State	T1+T2+T3	D1+D2+D3	S1+S2+S3	T1+D1+S1	T2+D2+S2	T3+D3+S3	T1+D2+S3	T3+D2+S1	T1+T3+S1+S3
Branham	Lynn	Oberlin	OH	509	523	580	567	528	517	552	537	707
Crapser	Barb	Independence	KY	599	621 \$8	668 \$20	643 \$20	613 \$20	632	623 \$8	649 \$20	815 \$8
Farmer	Joanne	Forestville	MD	546	596	530	562	535	575	527	581	664
Finch	Kelly	Rockford	IL	621 \$14	551	557	543	590	596	590	604	748
Jones	Janette	Casper	WY	584	559	535	514	574	590	600	569	717
Lawrence	Debbie	Macomb	MI	560	544	578	566	547	569	591	621	772
Nixon	Bethelean	Morgantown	WV	539	613	610	559	568	635 \$8	573	578	718
Olivas	Kip	Lenoir	NC	547	558	550	585	525	545	556	559	744
Pepin	Lauren	Elko	NV	491	556	547	516	542	536	542	500	639
Perkins	Mary	Albany	GA	525	643 \$20	593	592 \$8	607 \$8	562	614	554	679
Raves	Gabriele	Jersey City	NJ	621 \$14	596	628	558	590	697 \$20	655 \$20	628 \$8	834 \$20
Rice	MaryJo	Lacey	WA	583	577	633 \$8	571	595	627	565	605	768
Senne	Deborah	Carleton	MI	540	516	603	580	521	558	551	533	750
Smith-Keene	Brenda	Oklahoma City	OK	570	514	510	548	507	539	498	531	681



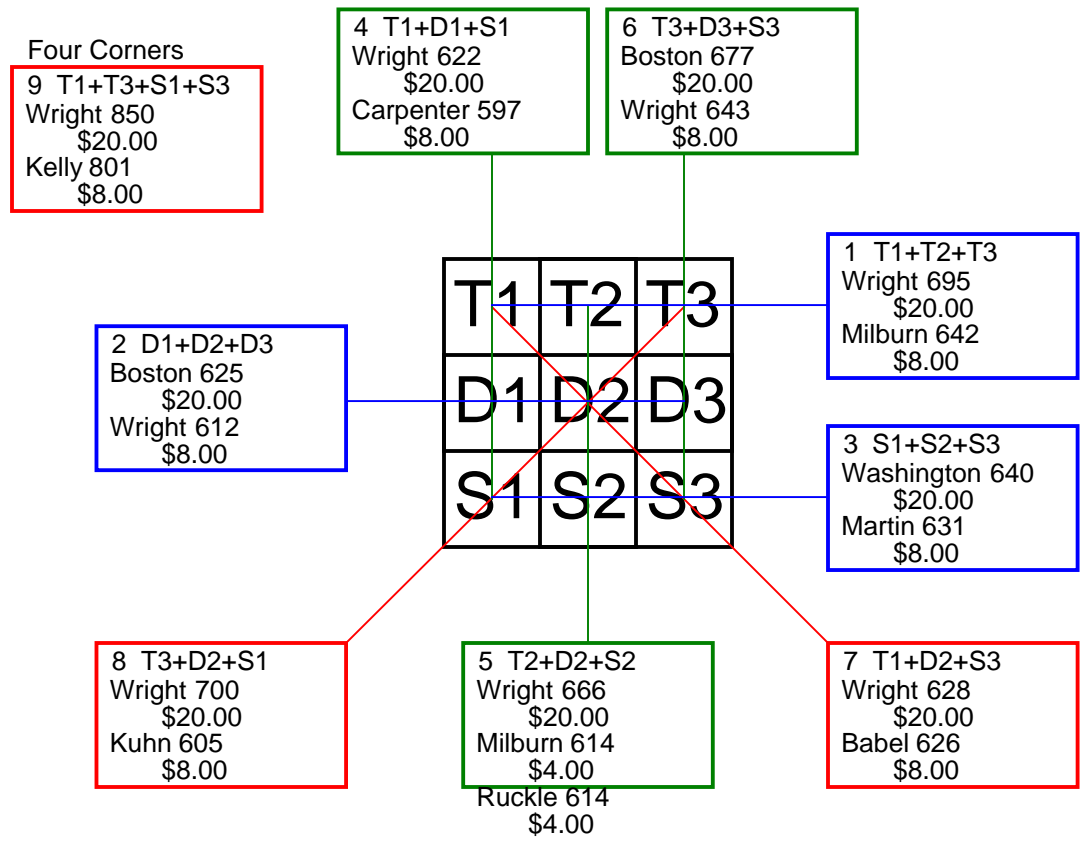
Last Name	First Name	City	State	T1+T2+T3	D1+D2+D3	S1+S2+S3	T1+D1+S1	T2+D2+S2	T3+D3+S3	T1+D2+S3	T3+D2+S1	T1+T3+S1+S3
Arana	Debora	Bangor	PA	611 \$20	580	549	543	568	629 \$20	583	582	768 \$8
Fleck	Catherine	Delaware Water G	PA	549	550	576	584	538	553	633	575	742
Groth	Marianne	St Joseph	MI	514	460	123	328	380	389	352	361	368
Hamilton	Dawn	Calumet City	IL	544	558	534	535	566	535	588	554	694
Hammond	Vickie	Muncie	IN	533	602 \$8	528	537	568	558	547	567	657
Harris	Rita	Elkton	MD	558	546	574	563	533	582	539	612 \$14	738
Miller	Jennifer	Columbus	OH	550	582	555	551	569	567	567	578	705
Mordini	Charlotte	New Berlin	WI	586	553	568	634 \$20	491	582	532	581	786 \$20
Nerton	Deana	Vancouver	WA	548	554	523	514	574	537	561	560	690
Norton	Jacqueth	Westland	MI	559	530	521	563	486	561	553	506	702
Pultrro	Denise	Manahawkin	NJ	563	632 \$20	618 \$8	606 \$8	606 \$8	601	638 \$8	612 \$14	755
Wardle	Cleo	St. George	UT	480	552	531	501	554	508	546	508	608
Watkins	Diane	Jonesville	MI	551	543	550	553	535	556	528	554	694
Zappa	Carole	Eau Claire	WI	589 \$8	591	629 \$20	566	627 \$20	616 \$8	656 \$20	598	764



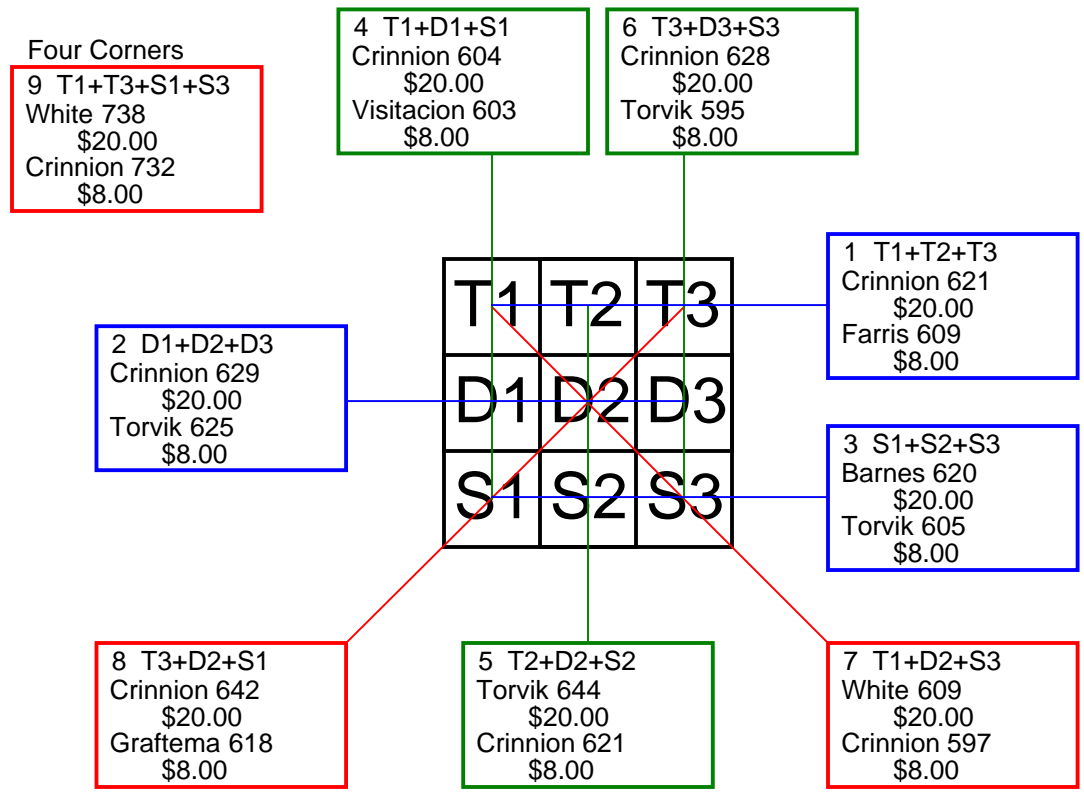
Last Name	First Name	City	State	T1+T2+T3	D1+D2+D3	S1+S2+S3	T1+D1+S1	T2+D2+S2	T3+D3+S3	T1+D2+S3	T3+D2+S1	T1+T3+S1+S3
Brown	Marilyn	Parsonsborg	MD	539	609	641 \$20	570	632	587	632 \$8	600	736
Carroll	Nancy	Stayton	OR	559	584	545	579	564	545	583	560	703
CollinsPerry	Ethel	Bear	DE	617	622 \$8	591	629 \$20	640 \$20	561	630	592	760
Conger	Terry	Tucson	AZ	545	496	520	548	488	525	488	521	697
Corsaro	Dana	Aurora	CO	625 \$8	551	580	567	600	589 \$8	586	562	753
Gamboa	Naomi	El Paso	TX	549	529	573	490	593	568	528	574	709
Garvin	Shirley A	Saint Augustine	FL	585	603	591	628 \$8	565	586	670 \$20	550	780 \$8
Harper	BrendaJo	Garden City	MI	522	509	584	508	533	574	523	530	673
Johansen	Lucy	Waconia	MN	498	636 \$20	569	586	574	543	558	583	660
Keyser	Suzette	Jacksonville	AR	575	590	542	532	637 \$8	538	593	607 \$8	693
Loeblich	Melinda	Mc Gaheysvllle	VA	555	555	573	551	578	554	573	550	717
Perez	Christina	Centralia	WA	634 \$20	615	623 \$8	594	585	693 \$20	629	658 \$20	877 \$20
Vaughan	Lisa	Scranton	AR	517	555	509	561	515	505	534	526	638
Wilkerson	Alma	Richmond	VA	581	544	586	511	632	568	540	586	689



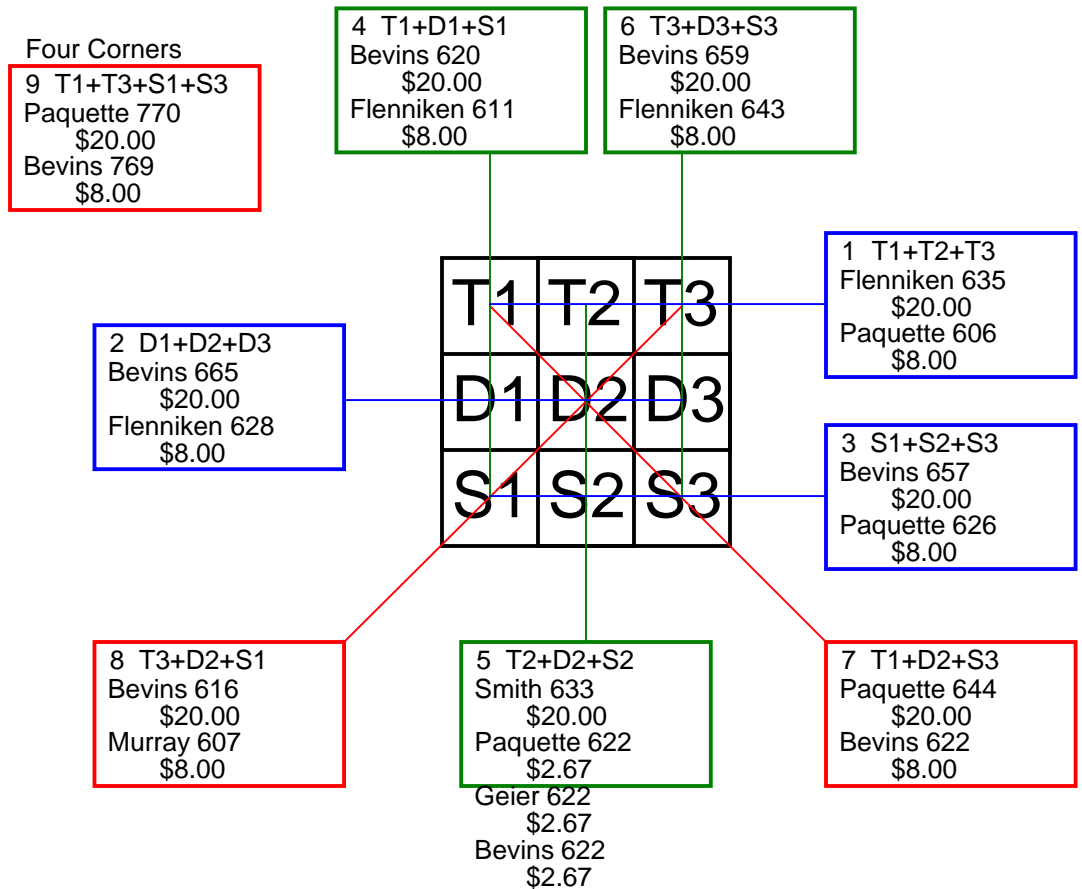
Last Name	First Name	City	State	T1+T2+T3	D1+D2+D3	S1+S2+S3	T1+D1+S1	T2+D2+S2	T3+D3+S3	T1+D2+S3	T3+D2+S1	T1+T3+S1+S3
Almond	Kendra	Beaver	OK	538	588	574	561	569	570	562	569	682
Babel	Gloria	Hillsborough	NC	553	582	597	578	561	593	626 \$8	596	743
Boston	Earlean	West Memphis	AR	608	625 \$20	594	583	567	677 \$20	614	567	775
Carpenter	Charlyn	Dumas	MS	535	534	558	597 \$8	504	526	556	534	708
Carpenter	Margie	Rapid City	SD	523	591	556	546	552	572	555	548	691
Kelly	Brenda	Glen Burnie	MD	604	532	606	584	552	606	614	536	801 \$8
Krick	Lynne	Ionia	MI	457	539	555	553	501	497	515	554	665
Kuhn	Karen	Howards Grove	WI	547	571	614	548	604	580	546	605 \$8	722
Martin	Jacquelyne	Ohswéken	ON	559	562	631 \$8	565	611	576	591	597	725
Maurer	Krista	Ubly	MI	506	566	551	594	529	500	570	549	691
Milburn	Alice	Lake Charles	LA	642 \$8	506	553	536	614 \$4	551	524	573	732
Ruckle	Jill	Denver	CO	559	541	554	526	614 \$4	514	564	559	659
Washington	Ilene	Austell	GA	513	561	640 \$20	547	557	610	595	556	731
Wright	Lori	Mount Morris	MI	695 \$20	612 \$8	624	622 \$20	666 \$20	643 \$8	628 \$20	700 \$20	850 \$20



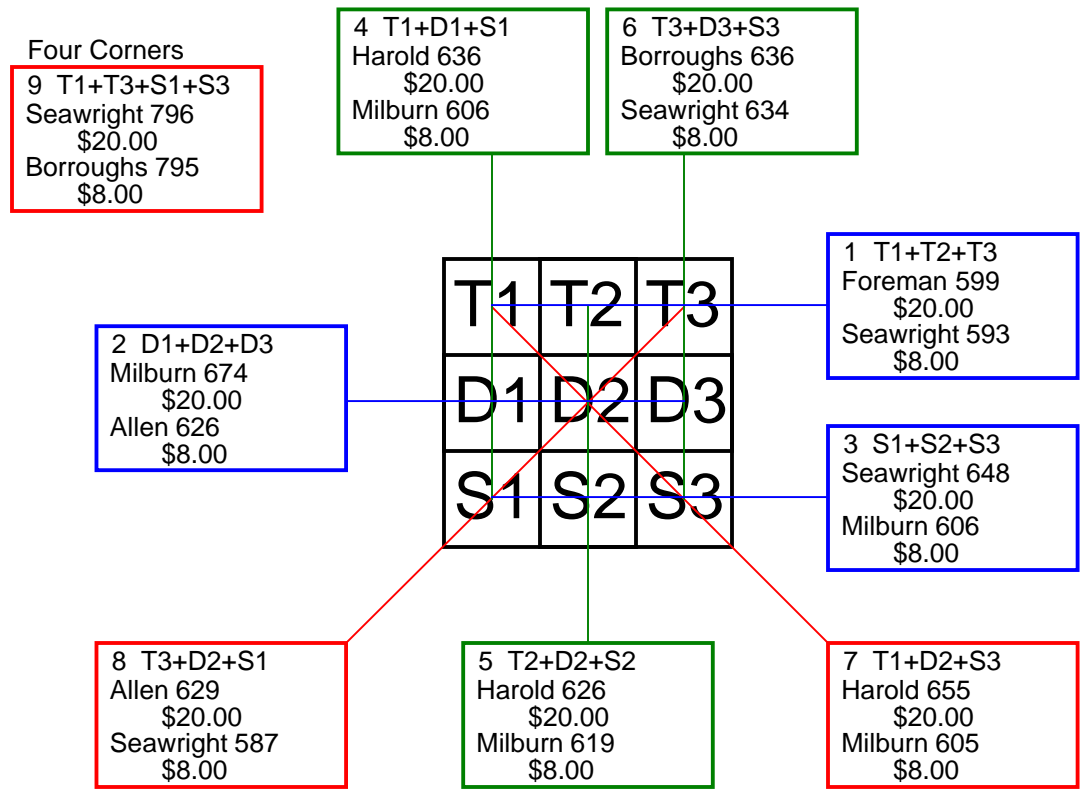
Last Name	First Name	City	State	T1+T2+T3	D1+D2+D3	S1+S2+S3	T1+D1+S1	T2+D2+S2	T3+D3+S3	T1+D2+S3	T3+D2+S1	T1+T3+S1+S3
Barnes	Brenda	Rahway	NJ	573	530	620 \$20	535	614	574	515	514	688
Betts	Lesa	Southaven	MS	509	593	545	528	559	560	517	563	669
Crinnion	Elizabeth	Saint Louis	MO	621 \$20	629 \$20	603	604 \$20	621 \$8	628 \$20	597 \$8	642 \$20	732 \$8
Farris	Fannie	Lansing	MI	609 \$8	559	545	558	605	550	583	557	688
Gernandt	Margaret	Mathis	TX	522	612	520	568	551	535	551	570	668
Graftema	Terrie	Coopersville	MI	567	590	528	537	575	573	529	618 \$8	684
Gromowski	Deanna	Waukesha	WI	573	473	500	551	506	489	578	469	721
Leeds	Karen	Crossville	TN	540	552	557	533	565	551	543	526	664
Murphy	Daisy	Jacksonville	FL	528	611	526	515	578	572	545	549	628
Schaeffer	Julie	Hamden	CT	531	582	505	564	576	478	503	515	641
Sturgeon	Tracy	Coldwater	MI	587	588	485	560	540	560	539	542	680
Torvik	Polly	Grass Valley	CA	561	625 \$8	605 \$8	552	644 \$20	595 \$8	557	595	714
Visitacion	Michelle	Edgewater Park	NJ	567	607	550	603 \$8	553	568	544	557	680
White	Brenda	Justice	IL	534	600	601	580	575	580	609 \$20	602	738 \$20



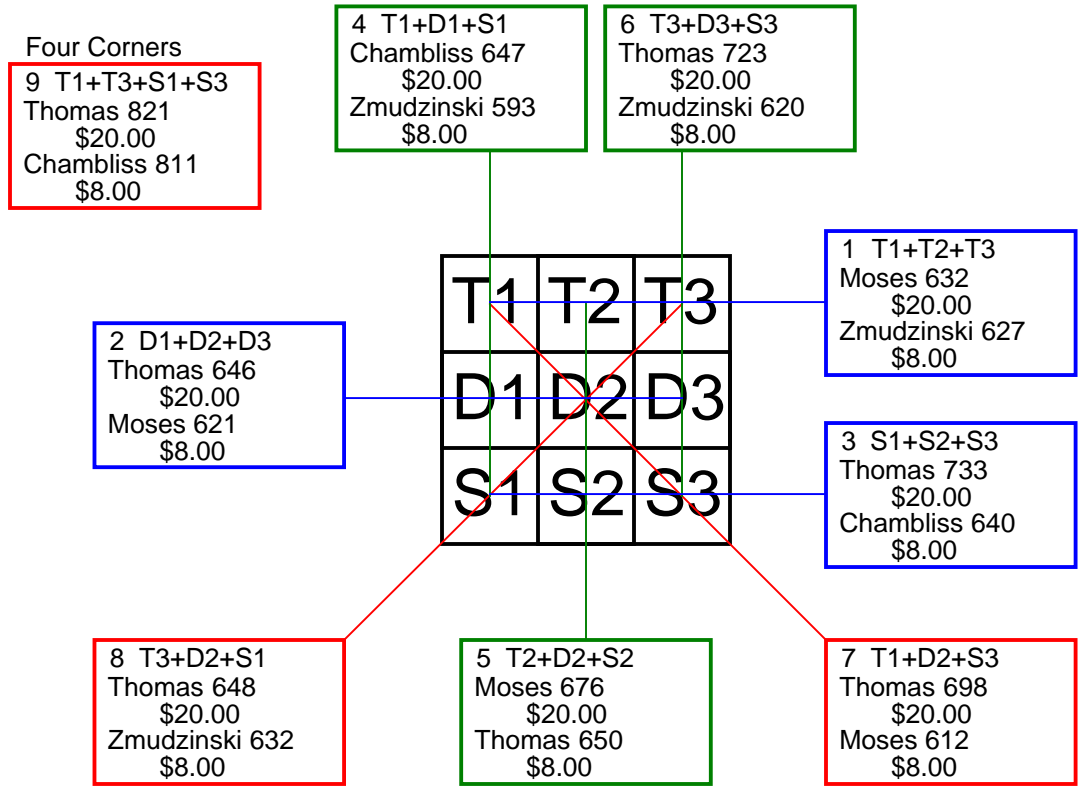
Last Name	First Name	City	State	T1+T2+T3	D1+D2+D3	S1+S2+S3	T1+D1+S1	T2+D2+S2	T3+D3+S3	T1+D2+S3	T3+D2+S1	T1+T3+S1+S3
Bevins	Linda	Englewood	CO	579	665 \$20	657 \$20	620 \$20	622 \$3	659 \$20	622 \$8	616 \$20	769 \$8
Brown	Pat	Williston	VT	507	558	567	515	523	594	577	511	707
Dawson	Susan	Winston-Salem	NC	487	580	606	555	540	578	574	561	704
Flenniken	Lori	Jacksboro	TX	635 \$20	628 \$8	556	611 \$8	565	643 \$8	566	594	766
Gamboa	Naomi	El Paso	TX	549	529	573	490	593	568	528	574	709
Geier	Karla	Mundelein	IL	591	554	608	581	622 \$3	550	565	585	735
Kobert	Michele	Abingdon	MD	511	515	552	502	563	513	525	482	654
McComb	MaryAnn	Egg Harbor Towns	NJ	565	480	575	547	561	512	544	503	719
Meester	Flora	Grand Island	NE	519	564	604	555	583	549	553	593	707
Murray	Patti	Manitowoc	WI	586	543	585	568	615	531	558	607 \$8	722
Paquette	Nancy	Douglas	WY	606 \$8	607	626 \$8	597	622 \$3	620	644 \$20	602	770 \$20
Smith	Heardysene	Gary	IN	592	542	609	524	633 \$20	586	587	581	737
Ullom	Judy	Barronett	WI	542	585	570	563	570	564	565	565	705
White	Brenda	Justice	IL	534	600	601	580	575	580	609	602	738



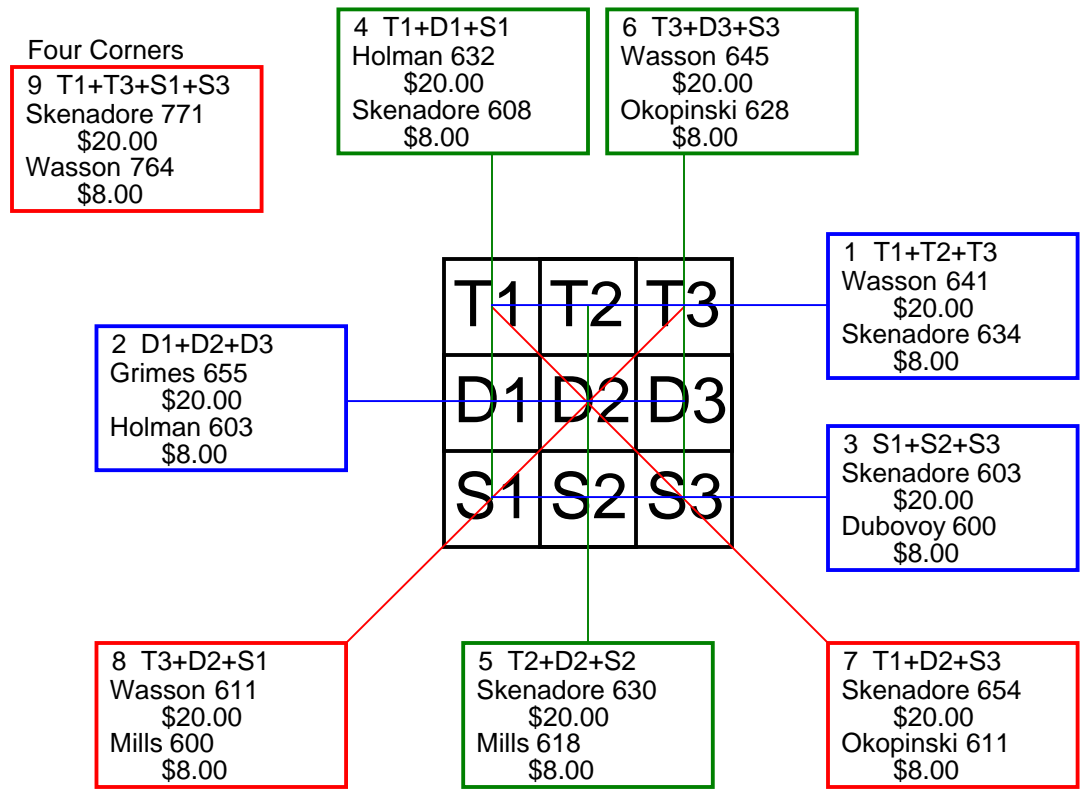
Last Name	First Name	City	State	T1+T2+T3	D1+D2+D3	S1+S2+S3	T1+D1+S1	T2+D2+S2	T3+D3+S3	T1+D2+S3	T3+D2+S1	T1+T3+S1+S3	
Allen	Theresa	Milwaukee	WI	570	626	\$8	539	576	604	555	593	629 \$20	698
Borroughs	Jackie	Prospect Park	PA	560	507		566	516	481	636 \$20	583	536	795 \$8
Danielson	Penny	Milan	IL	541	588		564	548	589	556	513	579	681
Foreman	Joni	Casper	WY	599	\$20	569	588	587	566	603	592	572	752
Goodwin	Maryann	Saginaw	MI	475		561	204	467	386	387	414	500	462
Green	Andis	Clio	MI	565		561	530	534	531	591	557	544	695
Harold	Kari	Sycamore	IL	580		613	584	636 \$20	626 \$20	515	655 \$20	567	744
Heikkinen	Mary	Benton	KY	554		541	530	557	537	531	543	559	693
Little	Patricia	Katy	TX	554		527	574	562	546	547	592	563	735
Milburn	Donna	Sycamore	IL	538	674 \$20	606 \$8	606 \$8	619 \$8	593	605 \$8	580	691	
Nelson	Tanya	San Jose	CA	505		561	562	590	554	484	579	564	715
Palmer	Linda	Weatherford	TX	524		588	522	555	514	565	525	487	646
Seawright	Debbie	Midland	TX	593	\$8	542	648 \$20	583	566	634 \$8	568	587 \$8	796 \$20
Yates	Kim	Wellington	OH	540		498	564	536	515	551	503	518	715



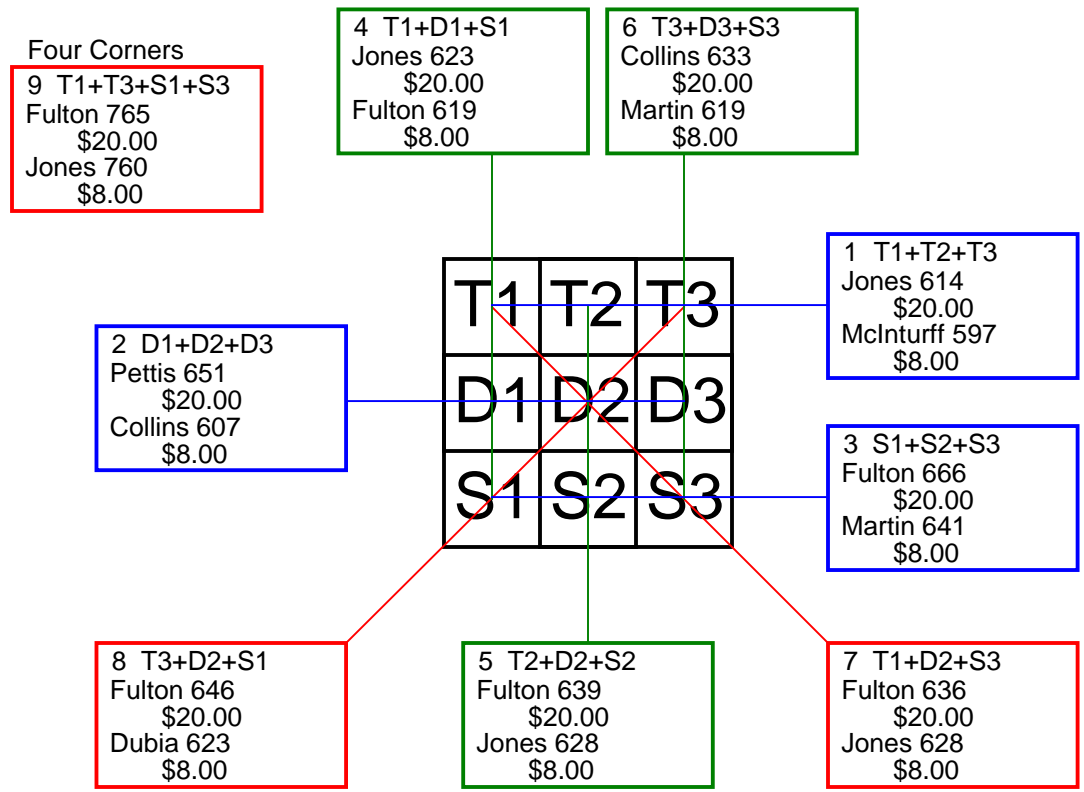
Last Name	First Name	City	State	T1+T2+T3	D1+D2+D3	S1+S2+S3	T1+D1+S1	T2+D2+S2	T3+D3+S3	T1+D2+S3	T3+D2+S1	T1+T3+S1+S3
Brown	Libby	Salem	OH	509	515	505	480	552	497	537	534	623
Chambliss	Barbara	Lockhart	TX	558	600	640 \$8	647 \$20	560	591	589	613	811 \$8
Frazier	Mariann	Detroit	MI	545	560	546	512	629	510	586	563	643
Gable	Autumn	Cumberland	MD	534	588	550	582	538	552	544	581	704
Knapp	Louise	Smyrna	GA	489	558	546	510	539	544	537	610	674
Montgomery	Rosetta	Radcliff	KY	524	551	525	544	511	545	513	526	655
Moses	Sharon	Wilmington	DE	632 \$20	621 \$8	581	543	676 \$20	615	612 \$8	600	699
Muhammad	Bahiyah	Hamden	CT	557	551	557	563	541	561	499	584	707
Otten	Paula	Roscoe	IL	553	605	513	520	578	573	531	527	654
Paquette	Norma	Pinellas Park	FL	541	269	114	372	292	260	315	309	412
Pletten	Lois	Bath	SD	496	444	523	485	467	511	487	515	669
Sorenson	Brenda	Richfield	UT	527	553	539	582	520	517	550	524	660
Thomas	Annette	Carmichaels	PA	564	646 \$20	733 \$20	570	650 \$8	723 \$20	698 \$20	648 \$20	821 \$20
Zmudzinski	Kathy	Jacksonville	AR	627 \$8	582	604	593 \$8	600	620 \$8	557	632 \$8	778



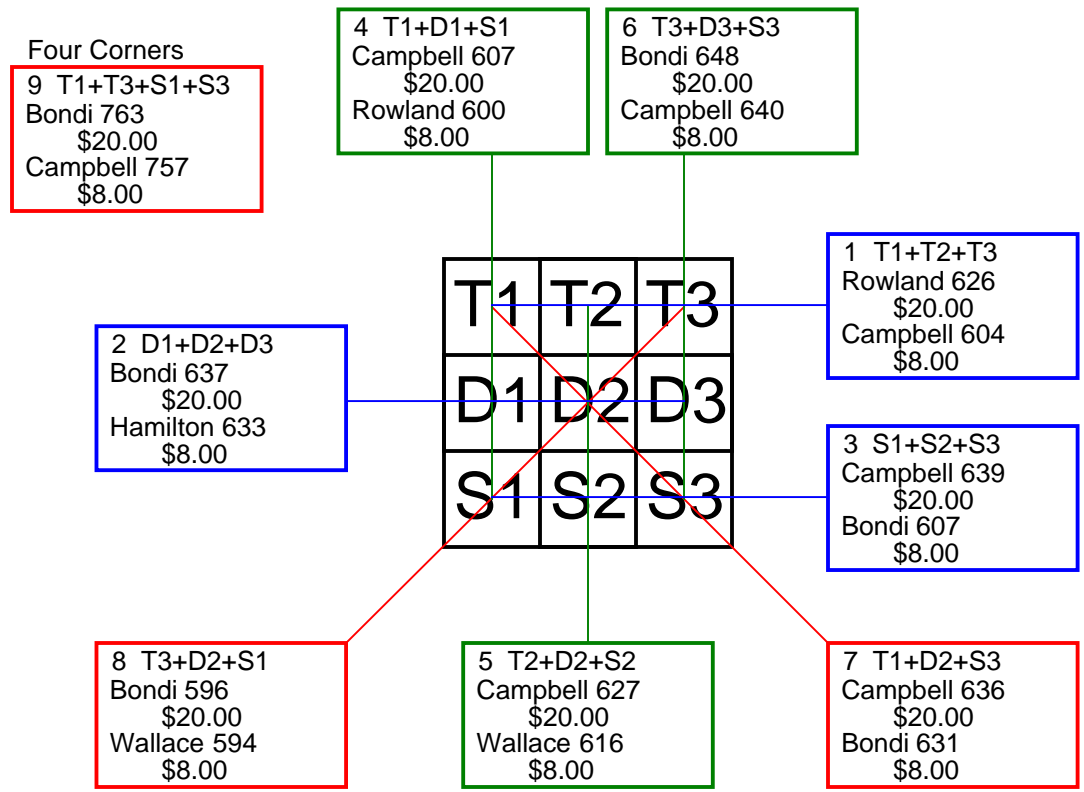
Last Name	First Name	City	State	T1+T2+T3	D1+D2+D3	S1+S2+S3	T1+D1+S1	T2+D2+S2	T3+D3+S3	T1+D2+S3	T3+D2+S1	T1+T3+S1+S3
Banks	Sandy	Muncie	IN	545	570	514	559	581	489	570	490	630
Case	Norma	Holt	MI	576	574	513	595	571	497	538	538	675
Dubovoy	Michelle	Clinton Township	MI	535	488	600 \$8	542	535	546	504	564	744
Gerick	Sonja	Taylor	MI	587	532	547	508	573	585	531	567	686
Gray	Darcy	Kalamazoo	MI	540	502	496	499	520	519	503	580	673
Grimes	Pam	Nicholasville	KY	515	655 \$20	458	557	500	571	491	576	663
Holman	Janice	Maple Valley	WA	611	603 \$8	581	632 \$20	605	558	601	571	738
Mills	Jeanne	Coarsegold	CA	545	596	590	519	618 \$8	594	550	600 \$8	686
Okopinski	Lynn	Milwaukee	WI	612	537	573	505	589	628 \$8	611 \$8	576	754
Podlaskowski	Pamela	Harrison Township	MI	605	525	554	547	596	541	548	522	701
Serani	Karen	Plainview	NY	506	546	525	538	499	540	505	573	693
Skenadore	Donna	Milwaukee	WI	634 \$8	593	603 \$20	608 \$8	630 \$20	592	654 \$20	589	771 \$20
Sweeney	Millie	Victoria	TX	560	527	538	558	529	538	532	532	695
Wasson	Virginia	Salem	OR	641 \$20	568	548	532	580	645 \$20	562	611 \$20	764 \$8



Last Name	First Name	City	State	T1+T2+T3	D1+D2+D3	S1+S2+S3	T1+D1+S1	T2+D2+S2	T3+D3+S3	T1+D2+S3	T3+D2+S1	T1+T3+S1+S3
Chancellor	Charline	Ardmore	OK	574	527	600	598	538	565	572	598	757
Collins	Diann	Jamaica	NY	497	607 \$8	640	535	576	633 \$20	540	546	712
Dubia	Victoria	Tampa	FL	588	581	578	573	592	582	560	623 \$8	747
Fulton	Karyn	Iowa City	IA	583	597	666 \$20	619 \$8	639 \$20	588	636 \$20	646 \$20	765 \$20
Jones	Jodi	Glendale	AZ	614 \$20	556	595	623 \$20	628 \$8	514	628 \$8	604	760 \$8
Kling	Shelley	Otsego	MI	518	540	536	558	514	522	489	564	705
Martin	Susan	Bessemer	AL	545	580	641 \$8	541	606	619 \$8	570	571	743
McInturff	Connie	Longwood	FL	597 \$8	563	511	574	523	574	523	518	701
Muhaw	Beth	Warren	MI	441	537	489	457	485	525	478	453	582
Olson	Joyce	Quail Valley	CA	526	592	568	579	550	557	541	570	709
Pettis	Sheri	Sierra Vista	AZ	510	651 \$20	549	542	605	563	596	593	647
Rothe	Lisa	Saint Louis	MO	538	603	571	544	579	589	614	579	745
Shaffer	Brandy	Rockwood	MI	588	141	141	291	281	298	291	298	448
Wheeler	Judith	Aberdeen	MD	489	537	611	563	575	499	535	548	690



Last Name	First Name	City	State	T1+T2+T3	D1+D2+D3	S1+S2+S3	T1+D1+S1	T2+D2+S2	T3+D3+S3	T1+D2+S3	T3+D2+S1	T1+T3+S1+S3
Bender	Alta	Buckhannon	WV	530	553	559	515	593	534	565	564	659
Bondi	Rhonda	Lake in the Hills	IL	541	637 \$20	607 \$8	592	545	648 \$20	631 \$8	596 \$20	763 \$20
Bown	Heather	Beloit	WI	538	577	558	568	559	546	575	550	703
Campbell	Janet	Scottsburg	IN	604 \$8	631	639 \$20	607 \$20	627 \$20	640 \$8	636 \$20	583	757 \$8
Coleman	Karla	Chicago Heights	IL	452	587	490	494	542	493	479	476	571
Ditmar	Christi	Las Vegas	NV	537	512	580	535	549	545	572	527	728
Hamilton	Yosemite	Lakewood	CA	545	633 \$8	566	596	610	538	603	564	675
Hensel	LeeAnne	St Clair Shores	MI	552	577	491	586	538	496	516	544	661
Howard	De	Vernon	AZ	532	593	536	540	560	561	531	562	658
Plummer	Dorothy	Tucson	AZ	553	556	591	557	553	590	581	565	746
Rowland	Linda	Hanover	PA	626 \$20	535	543	600 \$8	576	528	609	566	748
Walker	Alicia	Ecorse	MI	532	457	590	541	528	510	566	517	721
Wallace	Pamela	Jacksonville	FL	568	565	587	550	616 \$8	554	524	594 \$8	666
Zugelder	Patricia	Apopka	FL	568	574	584	535	589	602	548	531	679



Last Name	First Name	City	State	T1+T2+T3	D1+D2+D3	S1+S2+S3	T1+D1+S1	T2+D2+S2	T3+D3+S3	T1+D2+S3	T3+D2+S1	T1+T3+S1+S3
Allen	Marcia	Yreka	CA	554	530	549	518	520	595	575	533	704
Driggs	Candyce	Portland	OR	489	554	579	536	514	572	529	553	721
Hammer	Carol	Salem	OR	532	532	529	513	531	549	598	508	674
Kellenbarger	Joy	Lancaster	OH	512	585	634	513	567	651 \$8	626 \$20	586	769
Kornelson	Lordes	Powder Springs	GA	524	536	583	518	568	557	480	521	665
Magaw	Candice L	Elkton	MD	584 \$20	597 \$8	629	605 \$20	577	628	615	600	796
Redeemer	Audrey	Saginaw	MI	566	509	661 \$8	560	619 \$20	557	606	560	758
Smith	Gina	Aurora	CO	568	548	578	552	565	577	557	519	704
Taylor	Roslyn	Arlington	TX	489	526	534	523	486	540	534	522	686
Thomas	Julie	Cary	NC	580 \$8	562	604	558	551	637	578	568	803 \$20
Troutman	Rosalyn	Cambria Hts	NY	540	618 \$20	673 \$20	587 \$8	583 \$8	661 \$20	616 \$8	617 \$20	800 \$8
Tuttle	Debora	Prescott	AZ	559	548	540	521	557	569	530	615 \$8	716
Vester	Amy	Killeen	TX	502	577	486	491	532	542	508	500	614
Woodson	Sharon	Logan	OK	556	497	542	529	508	558	509	561	696

