



Youth Leaders Programs



Today's Focus

- Why do you need Youth Leaders?
- Youth Leader Roles and Responsibilities
 - Center Based
 - Association Based
 - Adult Advisors
- Find Youth Leaders
 - How to reach out
 - Encourage Involvement
 - Benefits of becoming a leader
 - Build your program
- Resources available to you



YOUTH DEVELOPMENT



Why do you need a Youth Leader's Program?

- Grow your youth program
- Build future leaders and advocates of the sport
- Develop more involved and dedicated bowlers
- Programs encourage communication among your youth
- Kids need Youth Leadership programs to grow and meet future challenges successfully
- Help build future leadership skills so they may become tomorrow's leaders



YOUTH DEVELOPMENT



Youth Leader Goals - Center

- Develop youth as leaders in your bowling community
- Promote the sport to new potential bowlers
- Coach/Mentor
 - Help coach less skilled/knowledgeable athletes
 - Assign a mentor to younger members to help them feel welcome
 - Teach about keeping score, recaps/standing sheets, league envelopes
 - Sportsmanship
- Volunteer at center tournaments & events
- Fundraise for the youth program



YOUTH DEVELOPMENT



Youth Leader Goals- Association

- Develop youth leaders in your community
 - Same roles as the center level but more involved
- These are your future Association leaders
 - Conduct elections and hold office
 - Attend local Association meetings representing the youth
- Follow more structure
 - Bylaws and memberships



YOUTH DEVELOPMENT



Youth Leader Advisor

- Adult Supervisor to oversee actions and projects
 - Typically activate 2, one male, one female advisor
 - Someone that is available for meetings and activities to offer guidance
 - Assist in financial responsibilities
 - Must sign request for fund withdrawals
 - Participant in the Registered Volunteer Program (RVP)
 - Liaison between Association and Youth Leader Chapter
 - Provide status reports



YOUTH DEVELOPMENT

How to reach out

- Talk to the Youth in your program and ASK them to join
 - Announcements during leagues, face-to-face conversations
- Conduct a survey to determine interest & commitment
 - Can be done verbally or online
- Post flyers and information in your center
 - Youth news board
- Utilize the local association to get the conversation started





Where do I find youth leaders?

- They are already in your programs!
 - Start with your “veterans”
 - Look for youth that are positive and genuinely enjoy the sport
 - Children of your adult leaders
 - Build from these initial members



YOUTH DEVELOPMENT



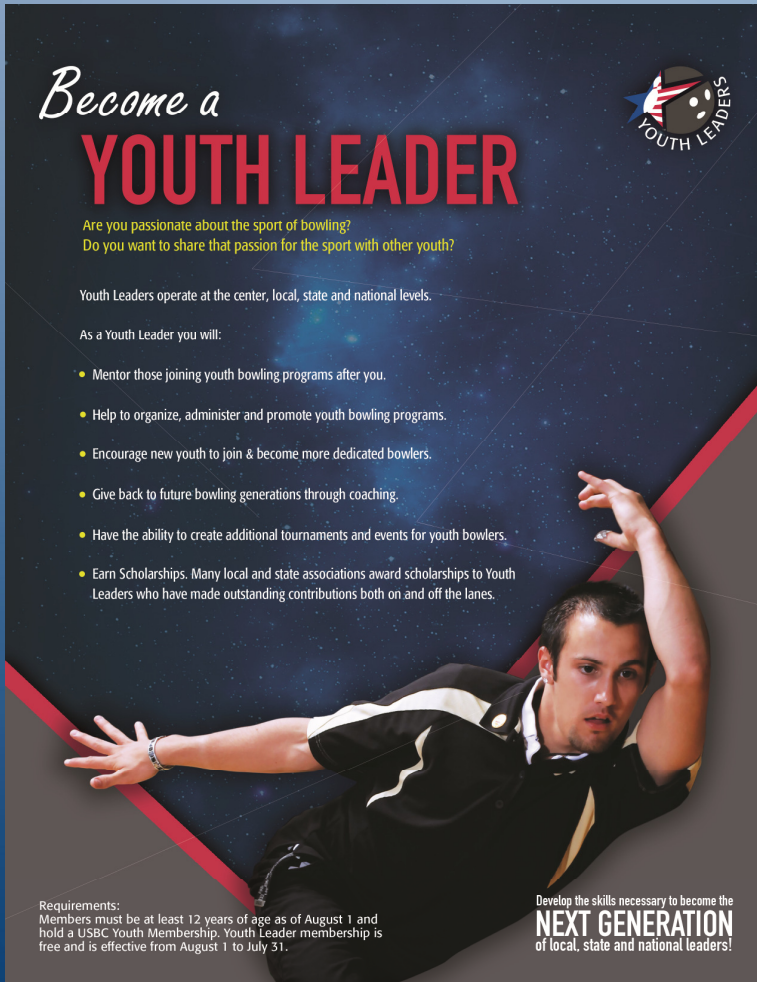
Build your program

- Develop a core group of Youth Leaders
 - They will be your recruitment group
- Once interest is determined, schedule an organizational meeting
- Put a plan together
 - Assign roles
 - Brainstorm fundraising ideas
 - Discuss volunteer opportunities
 - Set goals for future



YOUTH DEVELOPMENT

Benefits



Become a
YOUTH LEADER

Are you passionate about the sport of bowling?
Do you want to share that passion for the sport with other youth?


Youth Leaders operate at the center, local, state and national levels.

As a Youth Leader you will:

- Mentor those joining youth bowling programs after you.
- Help to organize, administer and promote youth bowling programs.
- Encourage new youth to join & become more dedicated bowlers.
- Give back to future bowling generations through coaching.
- Have the ability to create additional tournaments and events for youth bowlers.
- Earn Scholarships. Many local and state associations award scholarships to Youth Leaders who have made outstanding contributions both on and off the lanes.

Requirements:
Members must be at least 12 years of age as of August 1 and hold a USBC Youth Membership. Youth Leader membership is free and is effective from August 1 to July 31.

Develop the skills necessary to become the
NEXT GENERATION
of local, state and national leaders!



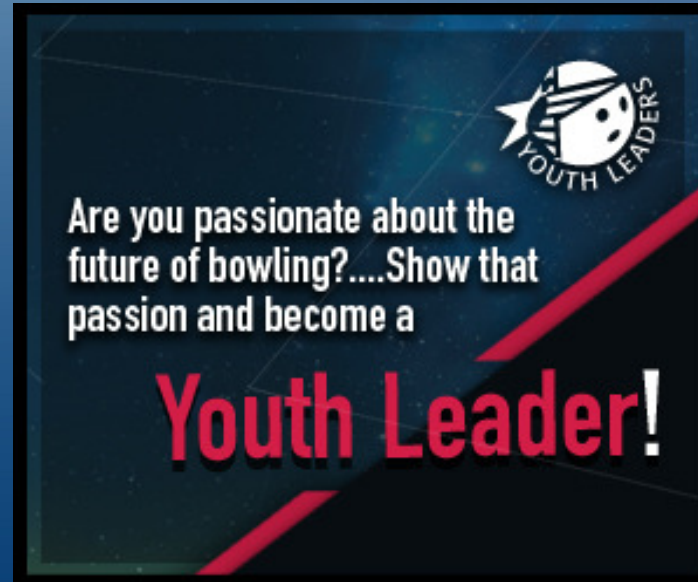
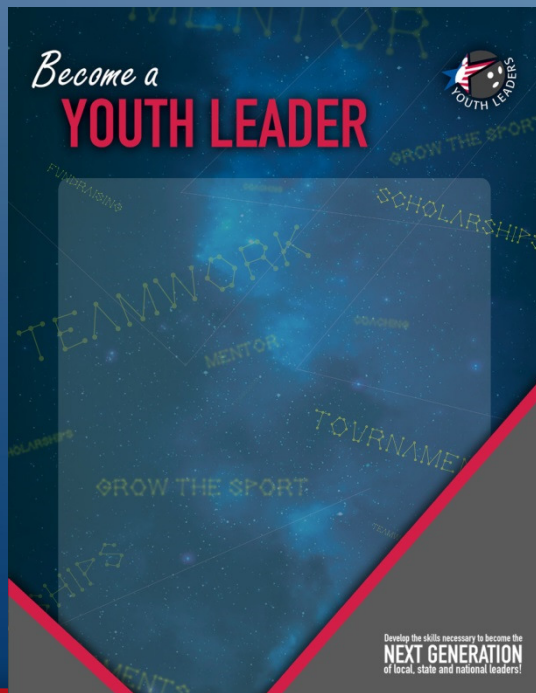
- Give back to the future of bowling
- Scholarship opportunities
 - Local & National
- Resume Builder
- Develop new skillsets
 - Teamwork and organizational skills
- Develop new tournaments and events
- Mentor future leaders





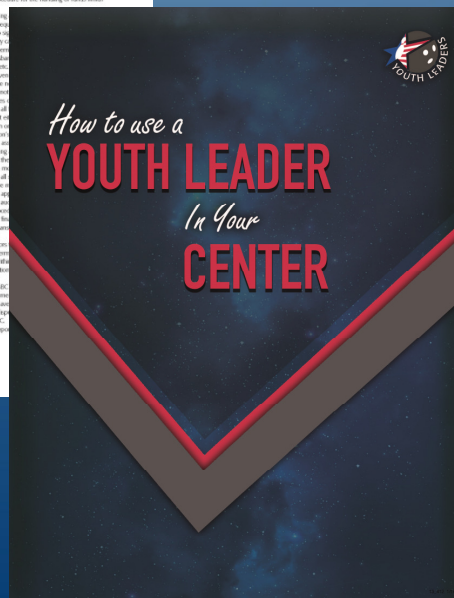

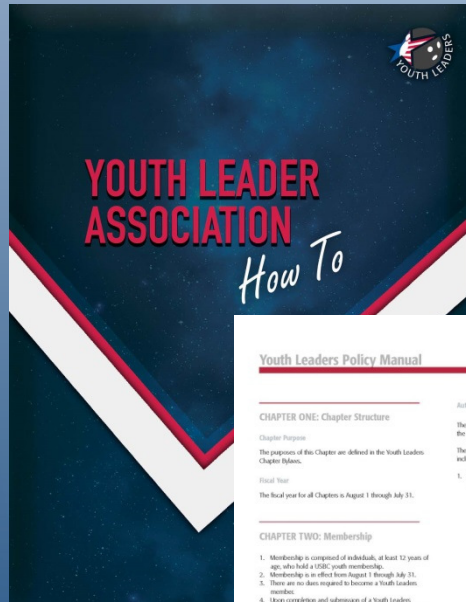
Youth Resource Center

- Bpaa.com/youthresourcecenter
 - Youth 101, Youth Leaders
 - <http://bowl.com/Templates/Microsites/YouthResourceCenter/Interior.aspx?id=23622320764>



YOUTH DEVELOPMENT

Helpful tools



- Local and State Bylaws
- Membership application
- Youth Leader Association How To
- Youth Leader Center How To
- Youth Leaders Policy Manual
- Tournament Guidelines
- Fundraising Ideas
- Web Ad
- Logos
- Fliers



Fundraising Ideas

Youth Leaders FUNDRAISING TIPS AND IDEAS

TIPS:

- There are many things a youth leaders group can do to fundraise. Utilize the events that you work and set up a bake sale table or pass out flyers for a car wash. Most people will get involved if you just ask!
- Youth fundraisers need to be creative and coincide with geographic location, holiday events and tailored to the interest of the youth in the community. Be aware of centers, local business or organizations that would like to do fundraisers for your cause. Include youth members in your fundraiser so supporters understand the value of the fundraiser!

IDEAS:

Candy/Bake sale:

This is a tried and true event that is fun to do and raises some great cash. Have a bake sale at your bowling center, local church or school. Set up a table during local tournaments, leagues and community festivals and sell goodies made by bowling parents & supporters. Everyone loves a treat!

Car Wash:

Gather buckets, water, soap, dry towels/cloths and your youth leaders to pull this event off. All of these items can be gathered from the home of youth members. Choose a high traffic area near a fast-food restaurant adjacent to the highway and watch your fundraiser be a great success. Many businesses may donate their parking lot for these events. Make sure to distribute flyers and make announcements during adult leagues and open play and encourage traffic to help raise funds for youth bowling.

Garage Sale:

Have bowlers bring unwanted items to sell in a garage sale fundraiser. Hold the sale in the parking lot at your local bowling center with all proceeds going to support youth bowling programs.

50/50 drawing:

Everyone loves to win! And when they know half the funds are going to help the local youth program it is even sweeter! Visit bowling centers in your area once a month and hold a 50/50 cash drawing in adult leagues where the winner keeps half the money raised and the other half goes to the youth program. This is a quick and easy fundraising project. All you have to do is get a bucket and some tickets!

Bowl-a-thon:

Hold a bowl-a-thon after your youth leagues. This could be a three game "pledge per pin" fundraiser where friends and family can pledge a dollar amount for every pin you knock down. Make it fun and practice worthy by doing a spare game fundraiser where donors can pledge a certain amount for every ten pin, 7 pin, etc. picked up! If your center can set the system so only these pins are set up it would be a great way for your youth to get some great spare practice in!

Additional Ideas:

Program sales including lollipops, candy bars, cookie dough and frequency cards.



- Candy/Bake Sale- get youth and parents involved
- 50/50 Drawing- half the funds going to the youth program
- Garage Sale
- Car wash
- Bowl-a-thon





Need help or have Ideas?

- Contact Heather Whitney in the IBC Youth Dept.
 - hwhitney@ibcyouth.com
 - 817-385-8420



YOUTH DEVELOPMENT