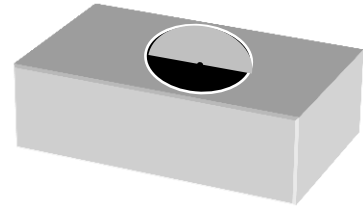




## How to make the Beanbag Toss

The target for the beanbag is a box with a hole cut in the top.



### What you need

Box 10"H X 15W x 24L

Thread

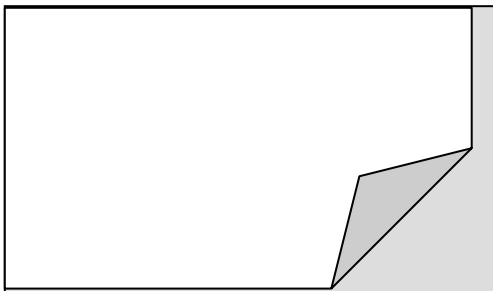
Sewing Machine

Pinto Beans


To make beanbags, cut 1 - 9" x 4" rectangle (Drawing not to scale)



**Step 1)** Fold in half with right sides together



**Step 2)** Stitch 1/2" seams on both sides leaving the top open



**Step 3)** Turn right side out and fill with dry beans (like pinto beans)



**Step 4)** Tuck in raw edges and stitch closed (for extra strength stitch twice)  
Finished size 4" x 3"



If you would like to make a stronger bag with lining, instructions are available at:

<https://www.thespruce.com/how-to-make-a-bean-bag-1251122>